



US00D791384S

(12) **United States Design Patent** (10) **Patent No.:** **US D791,384 S**
Park (45) **Date of Patent:** **** Jul. 4, 2017**

- (54) **LIGHT**
- (71) Applicant: **SWAROVSKI LIGHTING, LTD.,**
Plattsburgh, NY (US)
- (72) Inventor: **Saewoo Park,** Plattsburgh, NY (US)
- (73) Assignee: **SWAROVSKI LIGHTING, LTD.,**
Plattsburgh, NY (US)
- (**) Term: **15 Years**
- (21) Appl. No.: **29/560,315**
- (22) Filed: **Apr. 5, 2016**
- (51) **LOC (10) Cl.** **26-03**
- (52) **U.S. Cl.**
USPC **D26/84; D26/88; D26/133**
- (58) **Field of Classification Search**
USPC D26/76, 81, 83, 84, 86, 87, 88, 90, 91,
D26/118, 128, 129, 130-134
CPC F21S 8/04; F21S 8/043; F21S 8/046; F21S
8/06; F21S 8/061; F21S 8/063; F21S
8/065
See application file for complete search history.

(56) **References Cited**

U.S. PATENT DOCUMENTS

310,953	A *	1/1885	Mersereau	F21V 5/04 D26/129
D16,746	S *	6/1886	Gillinder	D26/131
D22,712	S *	8/1893	Dalzell	D26/132
D35,683	S *	2/1902	Mygatt	362/327
D56,715	S *	11/1920	Thompson	D26/129
1,868,692	A	7/1932	Bruckmann	
D164,564	S *	9/1951	Franck	D26/134
D226,216	S *	1/1973	Rice	D26/130
3,736,418	A	5/1973	Havlova	
D233,907	S *	12/1974	Micjaeli	D26/130
D278,659	S	4/1985	Lodrick, Sr.	

D311,773	S	10/1990	Freeman	
D315,809	S *	3/1991	Schoenfeld	D26/130
5,623,790	A *	4/1997	Lalvani	A63B 9/00 52/79.1
D406,382	S *	3/1999	Hsu	D26/134
5,941,631	A	8/1999	Hsu	
D443,100	S	5/2001	Wu	
D444,263	S *	6/2001	Dolan	D26/130
D539,972	S *	4/2007	Layne	D26/128
D566,321	S	4/2008	Pickett	
D568,530	S *	5/2008	Ly	D26/128
D596,338	S	7/2009	Sabernig	
D601,743	S	10/2009	Sabernig	
D615,693	S	5/2010	Thun	
D615,697	S *	5/2010	Otero	D26/129
D636,113	S *	4/2011	Finke	D26/122
D637,755	S	5/2011	Rabideau et al.	
D638,570	S	5/2011	Verelst	
8,011,812	B2	9/2011	Schnitzer	

(Continued)

Primary Examiner — Clare E Heflin

(74) *Attorney, Agent, or Firm* — Heslin Rothenberg
Farley & Mesiti P.C.

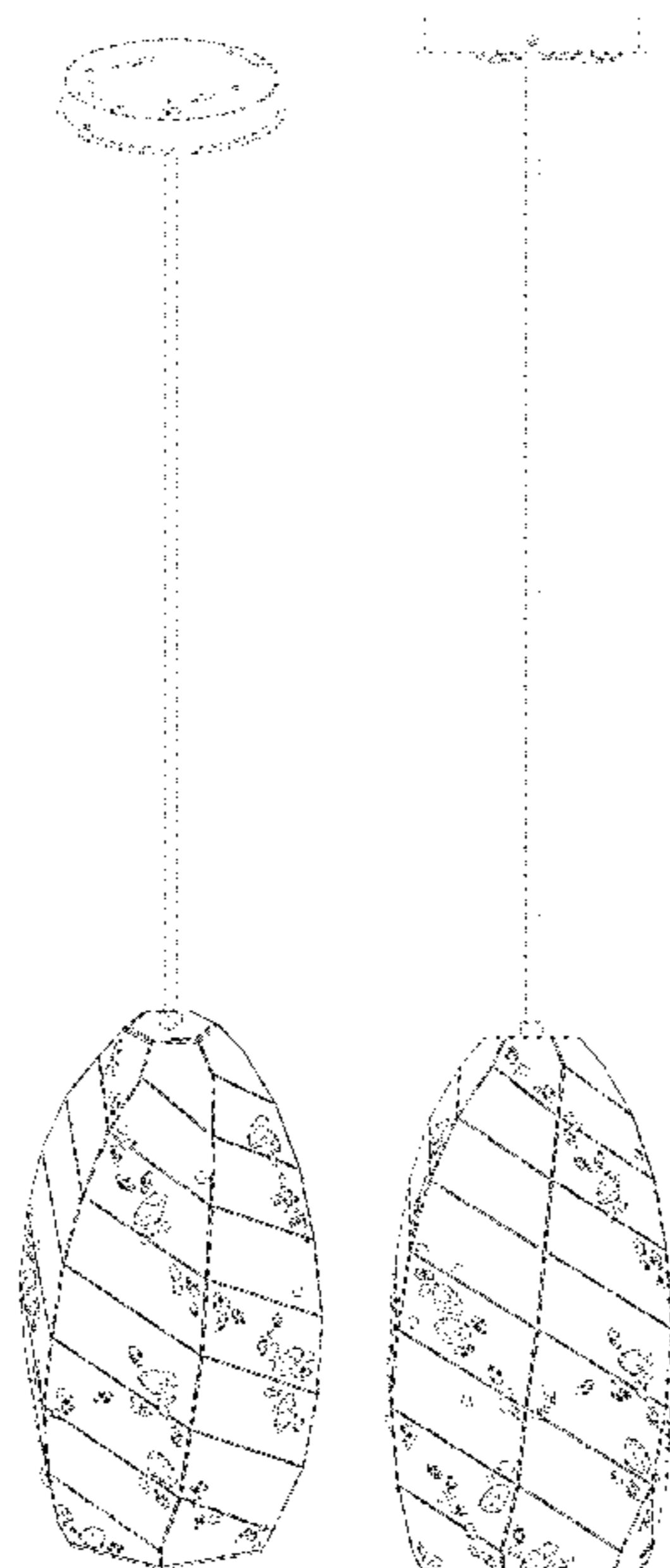
(57) **CLAIM**

The ornamental design for a light, as shown and described.

DESCRIPTION

FIG. 1 is a perspective view of the light of the present invention;
 FIG. 2 is a front elevation view thereof;
 FIG. 3 is a right side elevation view thereof;
 FIG. 4 is a rear elevation view thereof;
 FIG. 5 is a left side elevation view thereof;
 FIG. 6 is a top plan view thereof;
 FIG. 7 is a bottom plan view thereof; and,
 FIG. 8 is a bottom plan view of the ceiling mount thereof.
 The broken lines shown on the drawings depict portions of the light that form no part of the claimed design.

1 Claim, 8 Drawing Sheets



(56)

References Cited

U.S. PATENT DOCUMENTS

D649,676 S	11/2011	Chen	
D653,794 S	2/2012	Friedman	
D668,376 S	10/2012	Urquiola	
D668,377 S	10/2012	Urquiola	
D692,176 S *	10/2013	Parres	D26/133
D697,662 S	1/2014	Patterson	
D708,383 S	7/2014	Miyake et al.	
D714,995 S *	10/2014	Freschl	D26/128
D731,104 S *	6/2015	Miyake	D26/88
D762,910 S *	8/2016	Park	D26/88

* cited by examiner

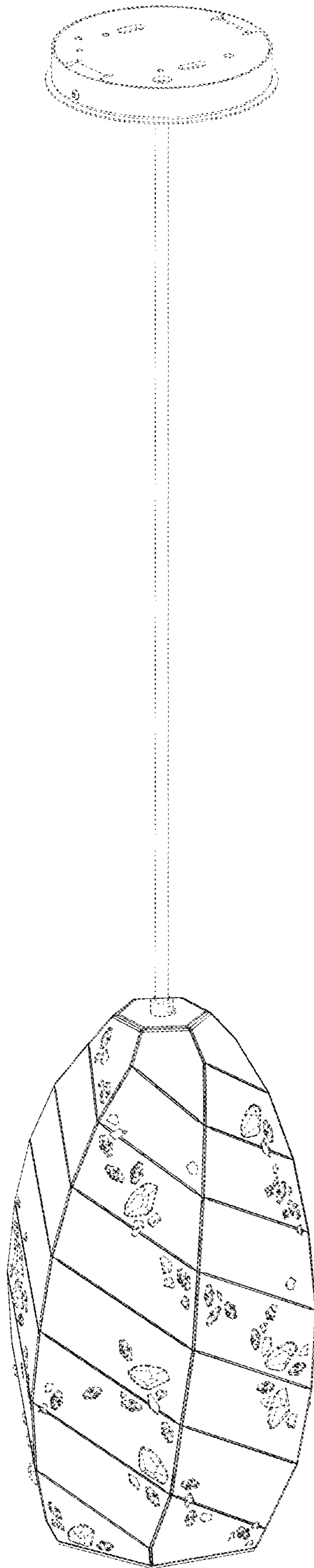


FIG. 1

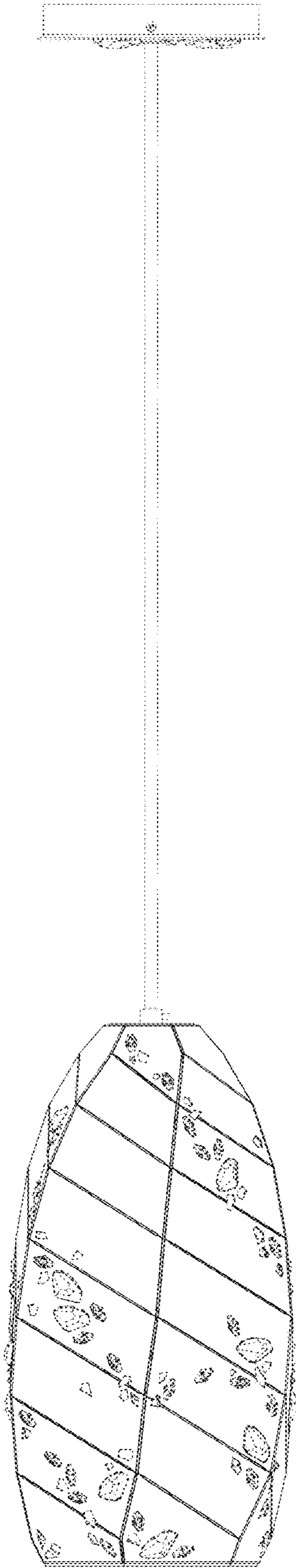


FIG. 2

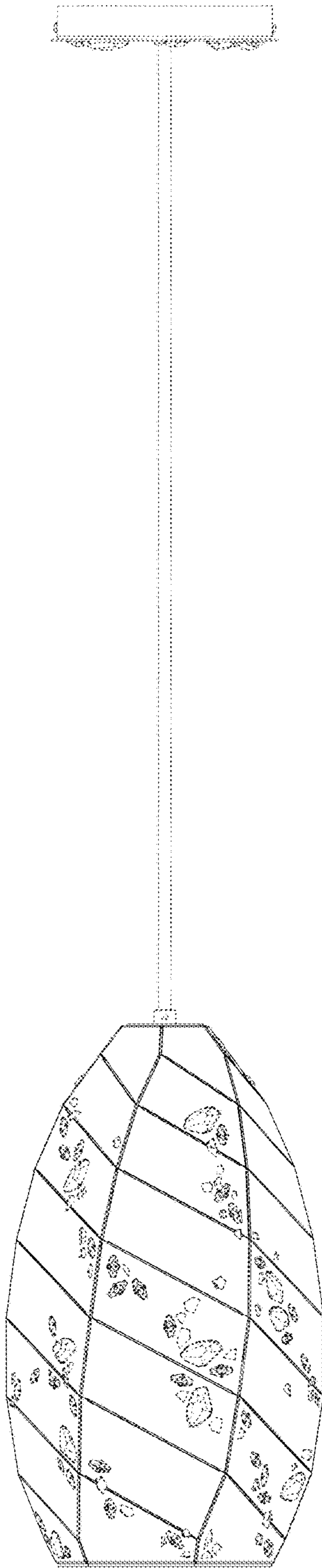


FIG. 3

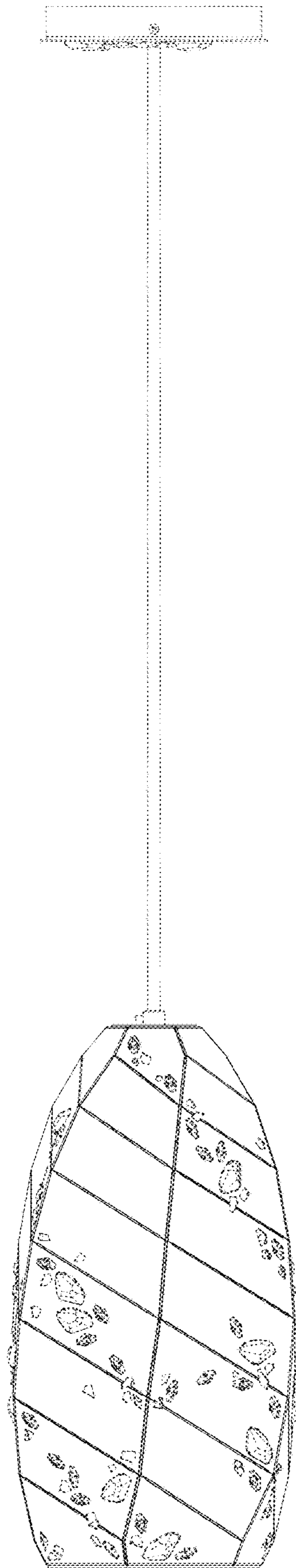


FIG. 4




FIG. 5

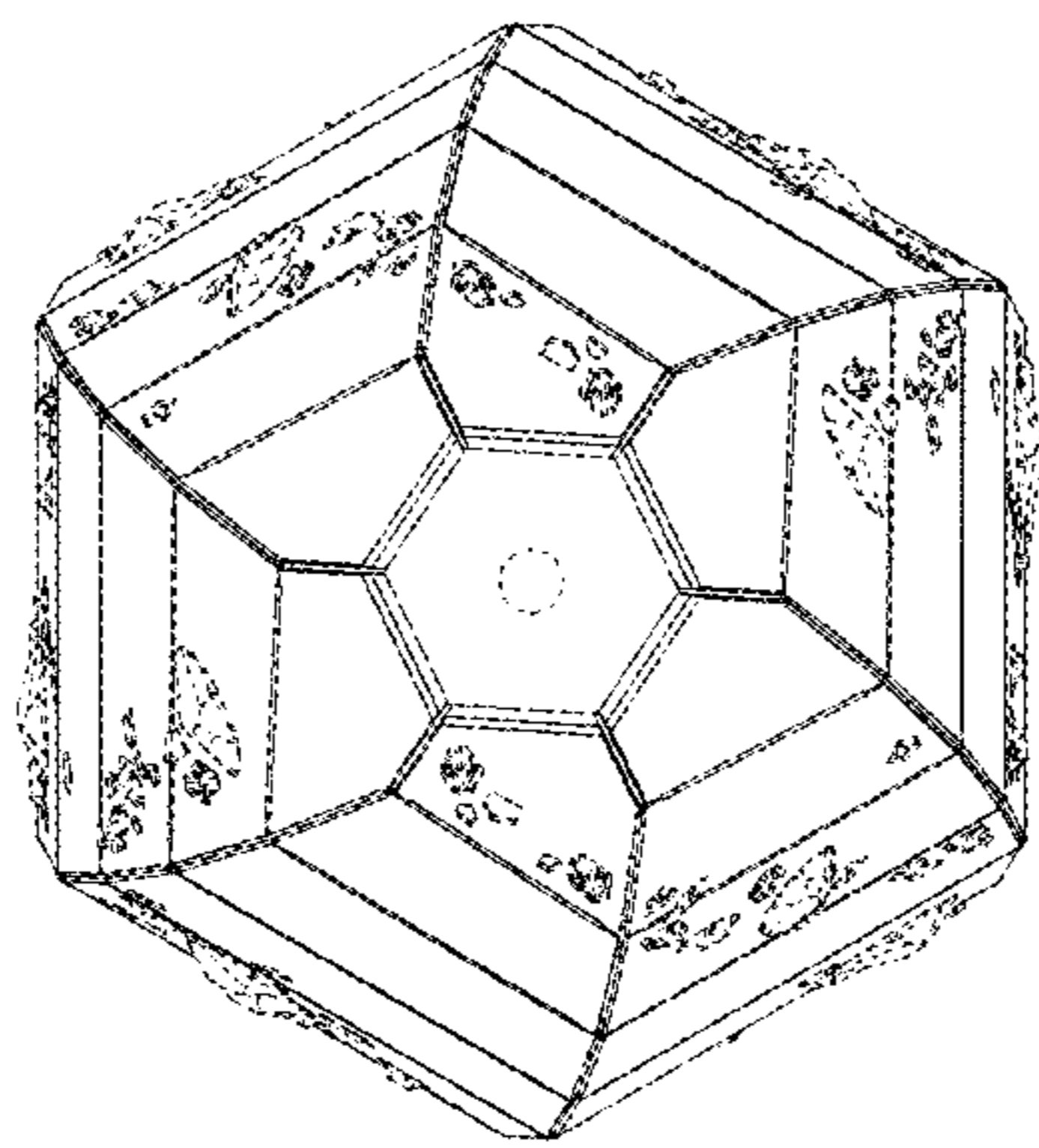


FIG. 6

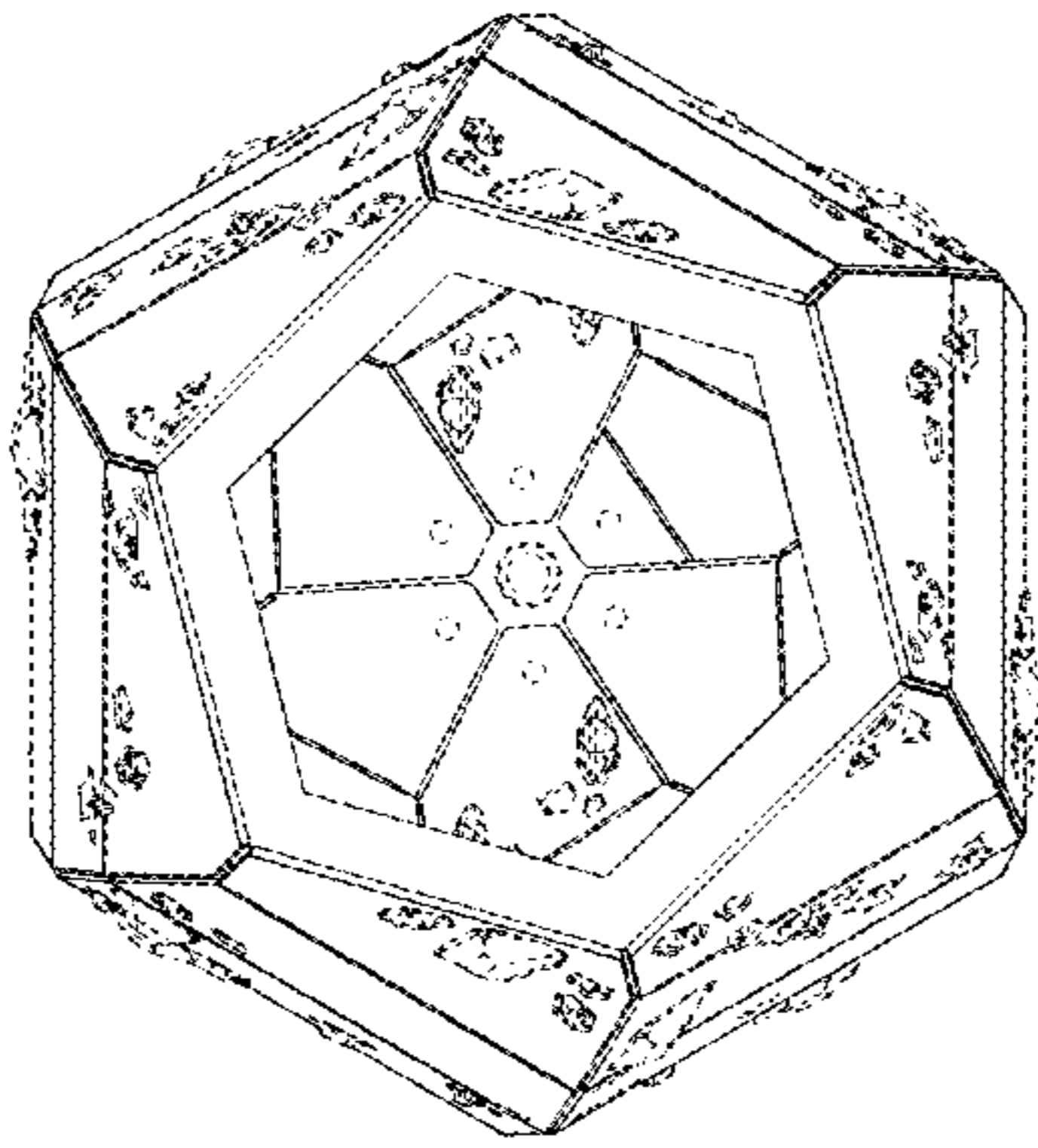


FIG. 7

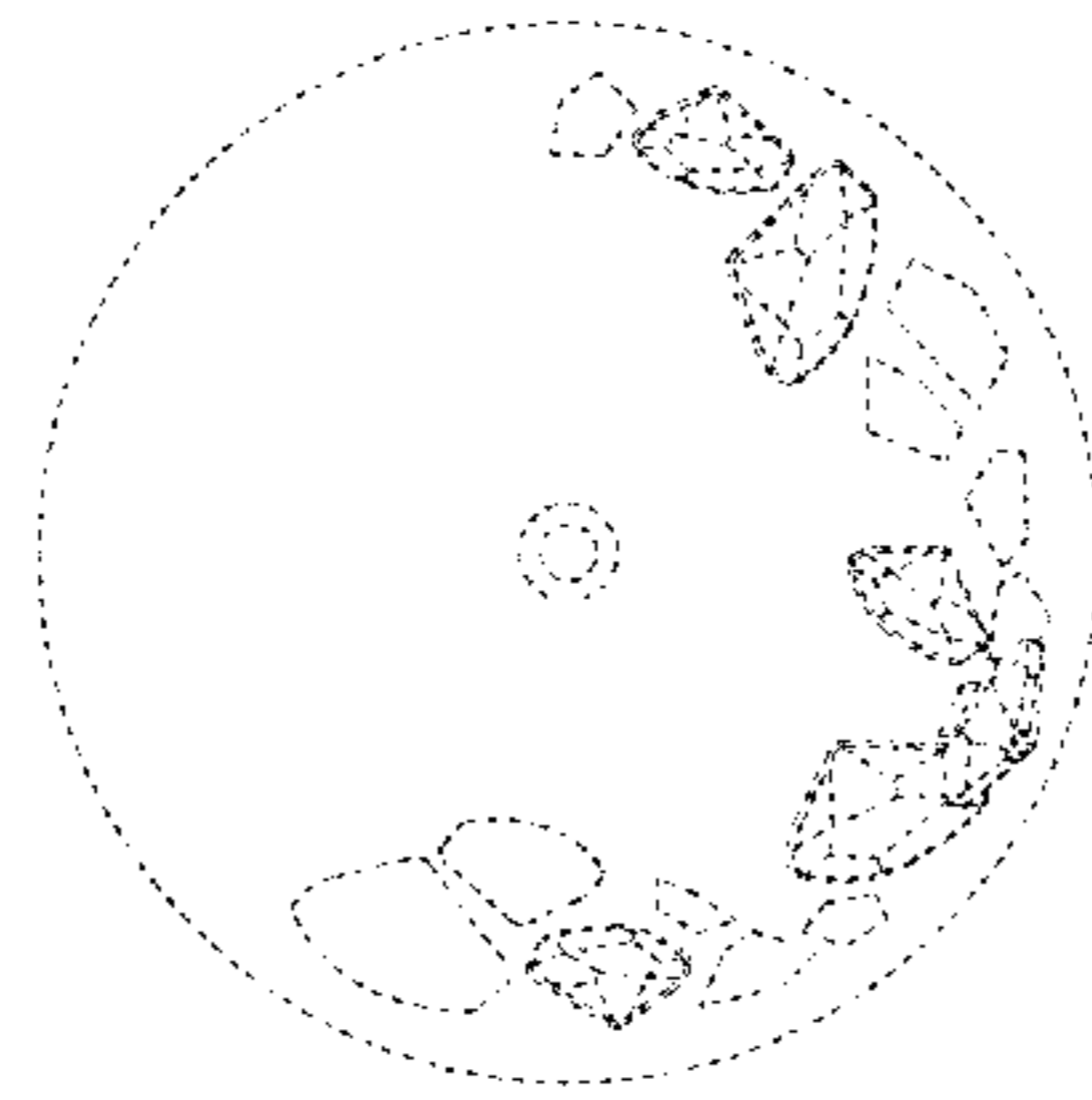


FIG. 8

UNITED STATES PATENT AND TRADEMARK OFFICE
CERTIFICATE OF CORRECTION

PATENT NO. : D791,384 S
APPLICATION NO. : 29/560315
DATED : July 4, 2017
INVENTOR(S) : Saewoo Park

Page 1 of 1

It is certified that error appears in the above-identified patent and that said Letters Patent is hereby corrected as shown below:

On the Title Page

Please insert Item (62); In the Related U.S. Application Data:

-- Divisional of 29/523,402, filed April 9, 2015, now Pat. No. Des. 762,910. --

Signed and Sealed this
Fifth Day of September, 2017



Joseph Matal

*Performing the Functions and Duties of the
Under Secretary of Commerce for Intellectual Property and
Director of the United States Patent and Trademark Office*