



US00D791341S

(12) **United States Design Patent** (10) **Patent No.:** **US D791,341 S**  
**Bevis** (45) **Date of Patent:** **\*\* Jul. 4, 2017**

(54) **BALLUSTRADE ASSEMBLY**  
(71) Applicant: **Architectural Metalworks Australia (AMA) Pty Ltd**, Warana, Queensland (AU)  
(72) Inventor: **Samuel John Bevis**, Warana (AU)  
(73) Assignee: **Architectural Metalworks Australia**, Warana QLD (AU)  
(\*\*) Term: **15 Years**  
(21) Appl. No.: **29/532,583**  
(22) Filed: **Jul. 8, 2015**  
(30) **Foreign Application Priority Data**  
Apr. 23, 2015 (AU) ..... 201512144  
(51) **LOC (10) Cl.** ..... **25-02**  
(52) **U.S. Cl.**  
USPC ..... **D25/38.1**  
(58) **Field of Classification Search**  
USPC ..... D6/332; D25/38.1, 41.1, 43; 52/184, 52/690, 710; 256/59, 63, 65, 73; 428/122, 192, 358  
(Continued)

(56) **References Cited**  
U.S. PATENT DOCUMENTS  
D242,099 S \* 11/1976 Casey ..... D25/38.1  
D242,100 S \* 11/1976 Casey ..... D25/38.1  
(Continued)

FOREIGN PATENT DOCUMENTS  
EM 000950233 \* 10/2008

OTHER PUBLICATIONS  
<http://www.abnc.com.au/products> Available Jan. 13, 2014.\*

<http://www.abnc.com.au/products/balustrade/glass/platinum-suite>  
Retrieved Nov. 21, 2016.\*  
*Primary Examiner* — Susan Bennett Hattan  
*Assistant Examiner* — Leanne Was-Englehart  
(74) *Attorney, Agent, or Firm* — Greer, Burns and Crain, Ltd.

(57) **CLAIM**  
The ornamental design for a balustrade assembly, as shown and described.

**DESCRIPTION**  
FIG. 1 is a front view of the assembled balustrade;  
FIG. 2 is a left side view of the assembled balustrade, the right side being a mirror image thereof;  
FIG. 3 is a front view of an assembled balustrade post and retainer;  
FIG. 4 is a left side view of the assembled balustrade post and retainer of FIG. 3, the right side being a mirror image thereof;  
FIG. 5 is a front view of a balustrade post (without retainer);  
FIG. 6 is a left side view of the balustrade post (without retainer), the right side being a mirror image thereof;  
FIG. 7 is a front view of a retainer for the present balustrade assembly;  
FIG. 8 is a left side view of the retainer of FIG. 7, the right side being a mirror image thereof;  
FIG. 9 is a front top perspective view of the assembled balustrade;  
FIG. 10 is a rear perspective view from the rear of the assembled balustrade;  
FIG. 11 is a front top perspective view of the present assembled balustrade post and retainer;  
FIG. 12 is a rear bottom perspective view showing the assembled post and retainer;  
FIG. 13 is a front top perspective view of a balustrade post (without retainer);  
FIG. 14 is a rear bottom perspective view of a balustrade post (without retainer);  
FIG. 15 is a front top perspective view of a retainer for the present balustrade assembly; and,  
(Continued)

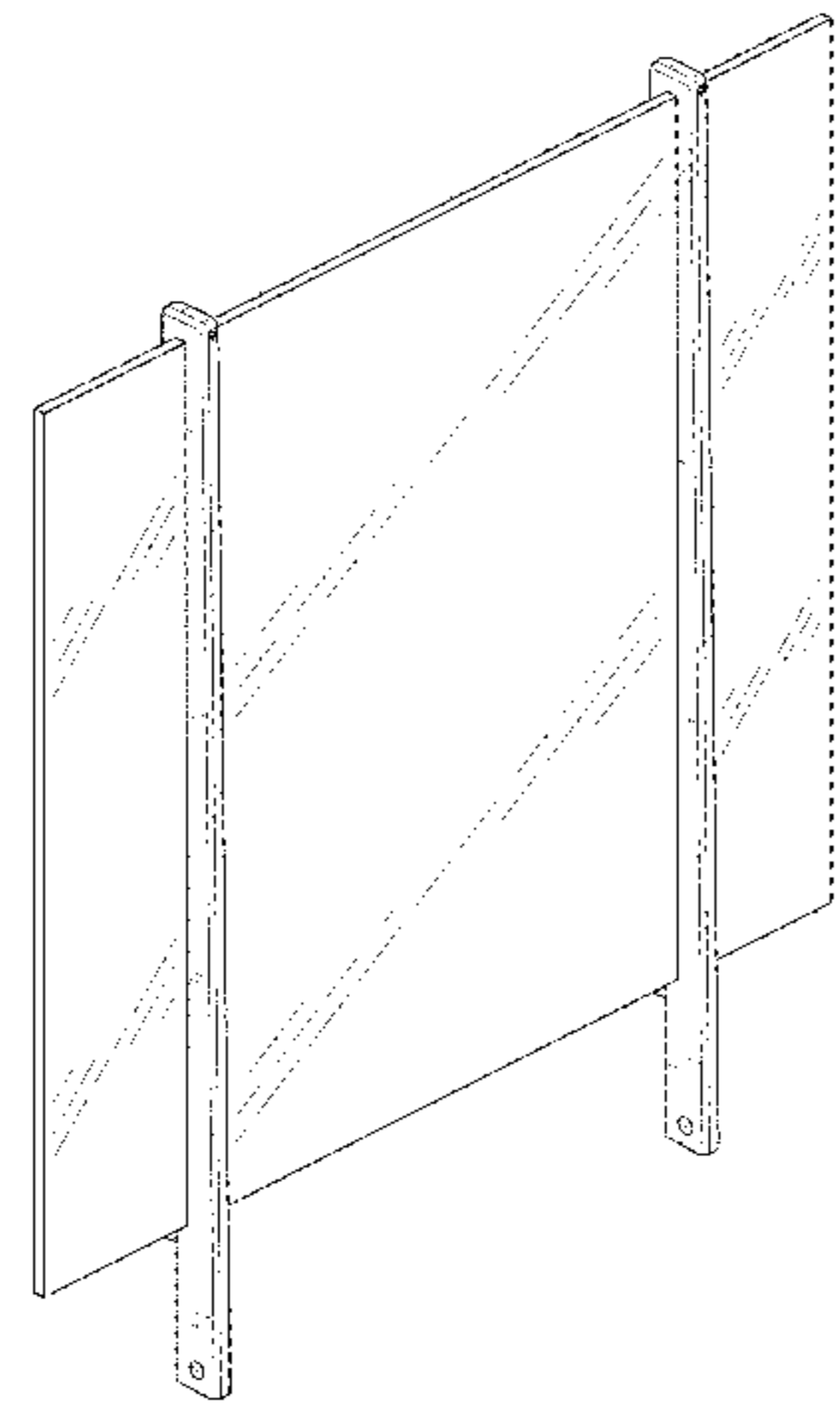


FIG. 16 is a rear bottom perspective view of the retainer of FIG. 15.

The structure shown in broken lines is for environment purposes only and does not form part of the claimed invention.

**1 Claim, 9 Drawing Sheets**

(58) **Field of Classification Search**

CPC ..... E04F 11/18; E04F 11/181  
See application file for complete search history.

(56) **References Cited**

U.S. PATENT DOCUMENTS

4,054,268 A \* 10/1977 Sher ..... E04F 11/1851  
256/24

5,200,240	A *	4/1993	Baker	.....	E04F 11/18 256/59
D369,680	S *	5/1996	Spielvogel	.....	D6/332
D369,682	S *	5/1996	Spielvogel	.....	D6/332
6,029,954	A *	2/2000	Murdaca	.....	E04F 11/1834 256/24
6,419,209	B1 *	7/2002	Shepherd	.....	E04F 11/1851 256/24
6,964,410	B1 *	11/2005	Hansen	.....	E04F 11/1812 256/23
D559,564	S *	1/2008	Bakker	.....	D6/332
D564,764	S *	3/2008	Springer	.....	D6/332
D586,922	S *	2/2009	Szczerba	.....	D25/56
8,944,414	B2 *	2/2015	Sprague	.....	E04F 11/1812 256/24
2006/0097237	A1 *	5/2006	McGregor	.....	E01F 13/022 256/24
2015/0240517	A1 *	8/2015	Lopez	.....	E04F 11/1812 256/24

\* cited by examiner

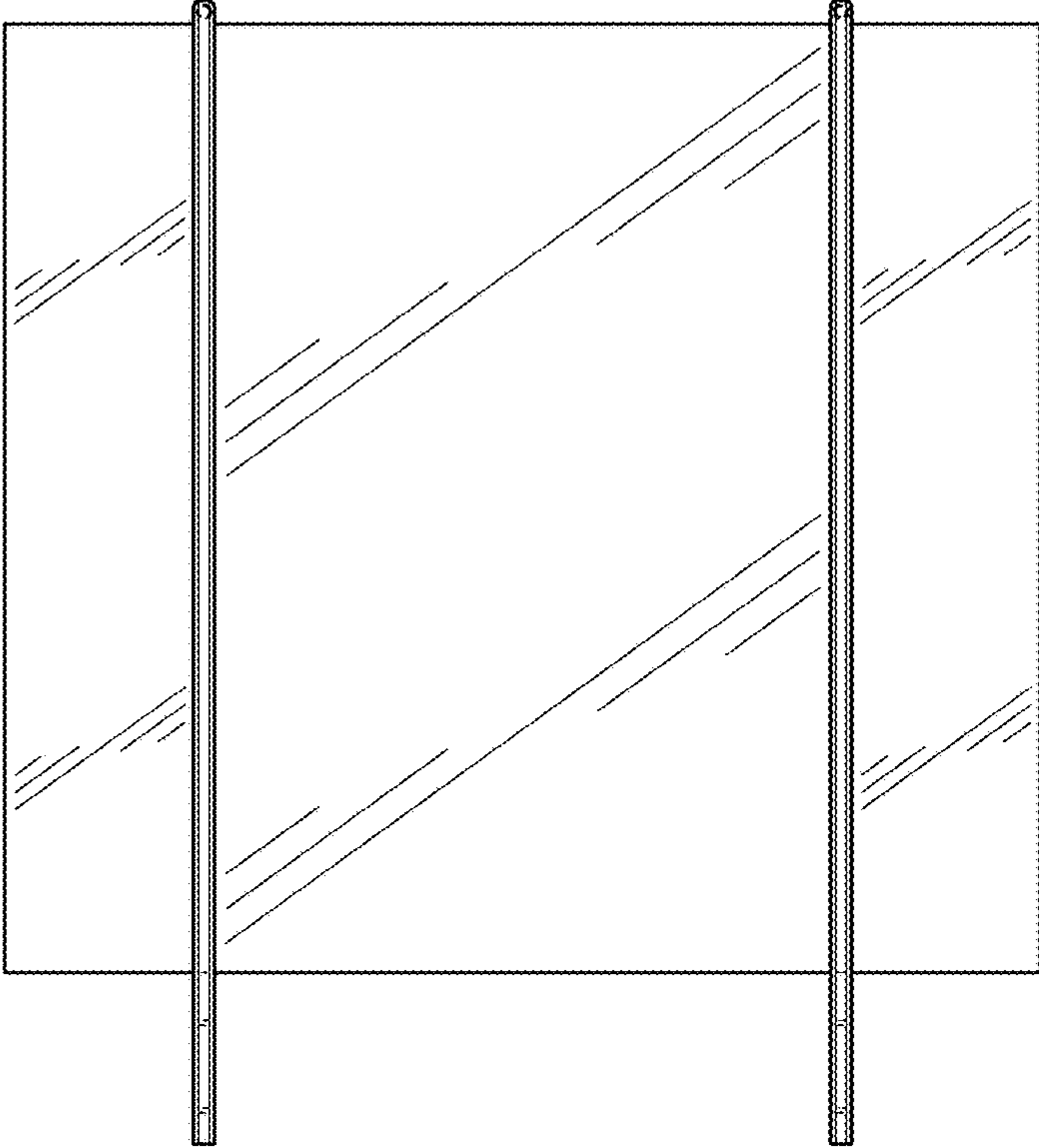


FIG. 1



FIG. 2



FIG. 3




FIG. 4

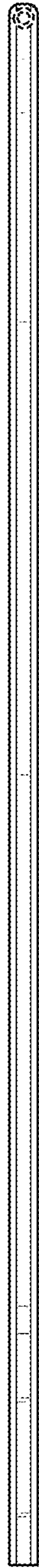


FIG. 5



FIG. 6

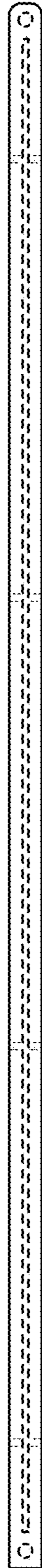


FIG. 7



FIG. 8




FIG. 9

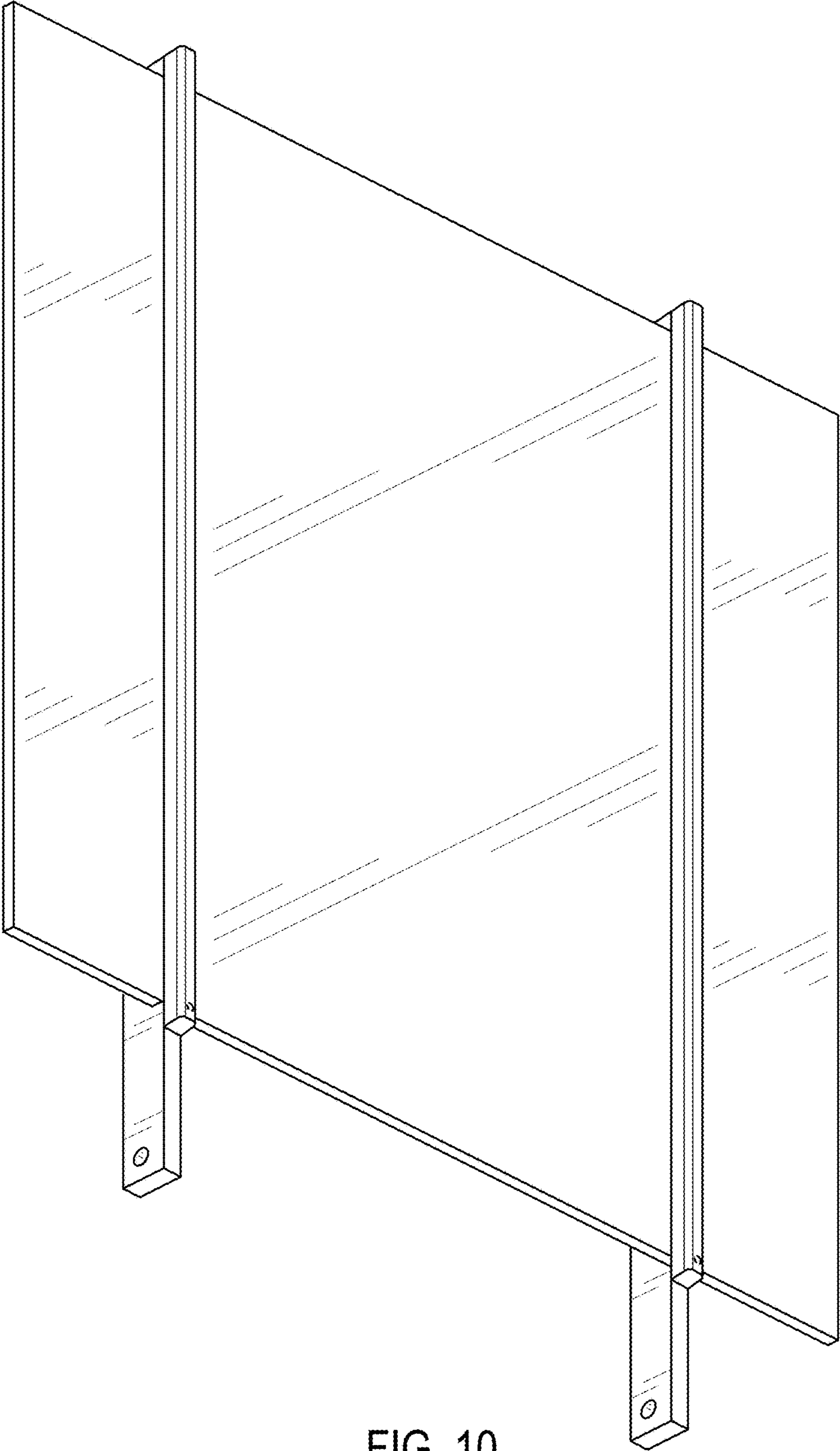


FIG. 10






FIG. 11

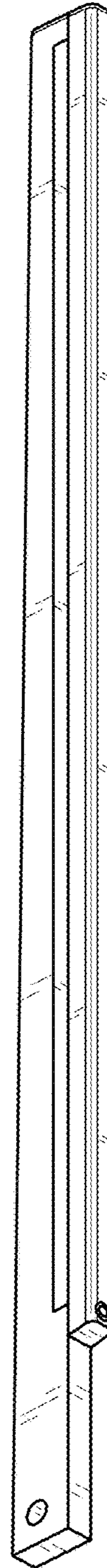


FIG. 12

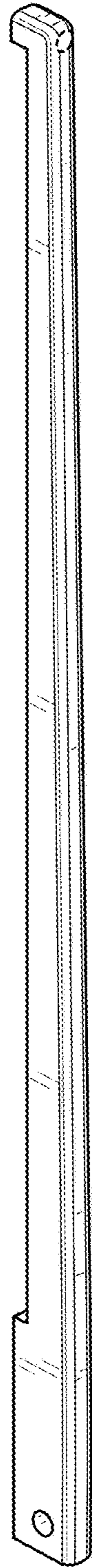


FIG. 13




FIG. 14

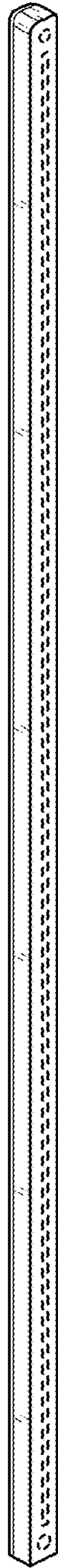


FIG. 15

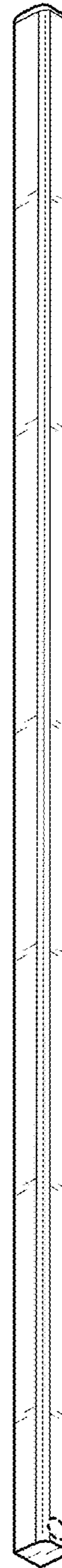


FIG. 16