



US00D791299S

(12) **United States Design Patent**
Neuberger

(10) **Patent No.:** **US D791,299 S**

(45) **Date of Patent:** **** Jul. 4, 2017**

(54) **DUCT PULLER**

(71) Applicant: **Edwin S. Neuberger**, Wamego, KS
(US)

(72) Inventor: **Edwin S. Neuberger**, Wamego, KS
(US)

(**) Term: **15 Years**

(21) Appl. No.: **29/505,699**

(22) Filed: **Jan. 8, 2016**

(51) **LOC (10) Cl.** **23-04**

(52) **U.S. Cl.**
USPC **D23/393**

(58) **Field of Classification Search**
USPC D14/356; D10/93, 104.1, 108, 114;
D8/4, 25, 52; D17/20, 22, 23; D23/323,
D23/328, 333, 335, 336, 337, 341, 352,
D23/357, 370, 385, 386, 397, 399, 400,
D23/406, 411, 413, 499, 382, 388, 391,
D23/392, 393, 394, 395; D13/182
CPC H01R 13/5213; B60Q 1/04; B60Q 1/26;
G10D 3/006; G10D 13/023; G10D
13/027; B25B 15/001; G10H 3/143;
G10H 3/181; G10G 5/005; A42B 1/04;
B64C 11/04; B64C 11/16; B64C 11/18;
B64C 11/20; B64C 2001/009; F03D
3/062; F03D 11/04; F04D 19/002; F04D
25/068; F04D 25/088; F24F 1/0018; F24F
13/24; B64D 13/02; B64D 13/00; E04C
2/427; E06B 3/5892; E06B 7/02; B24B
37/04; E04F 17/00; E21F 1/04; F01P
1/02; F17C 13/04; F22B 1/1876; F22B
1/22; F22B 3/04

See application file for complete search history.

(56) **References Cited**

U.S. PATENT DOCUMENTS

3,378,910 A * 4/1968 Are, Jr. B25B 27/00
29/237
3,759,157 A * 9/1973 Larkfeldt F16L 55/02
181/224

4,530,311 A * 7/1985 Mantymaki F22B 1/1876
122/235.26
RE34,334 E * 8/1993 Chaney F04D 25/10
454/210
D353,452 S * 12/1994 Groenhoff D23/386
D399,941 S * 10/1998 Nystrom D23/355
D401,497 S * 11/1998 Terrell D13/155
5,869,792 A * 2/1999 Allen F01D 25/30
181/224
5,902,026 A * 5/1999 Swan E06B 3/5892
312/138.1
D473,377 S * 4/2003 Chandaria D3/304
6,668,970 B1 * 12/2003 Lee E04F 17/04
181/224

(Continued)

OTHER PUBLICATIONS

Duct Puller, image post date Jan. 18, 2013, site visited Feb. 24,
2017, (online), <<https://blog.thesheetmetalkid.com/>>.*

(Continued)

Primary Examiner — Kevin Rudzinski
Assistant Examiner — Sean D. Lough
(74) *Attorney, Agent, or Firm* — Paul R. Martin


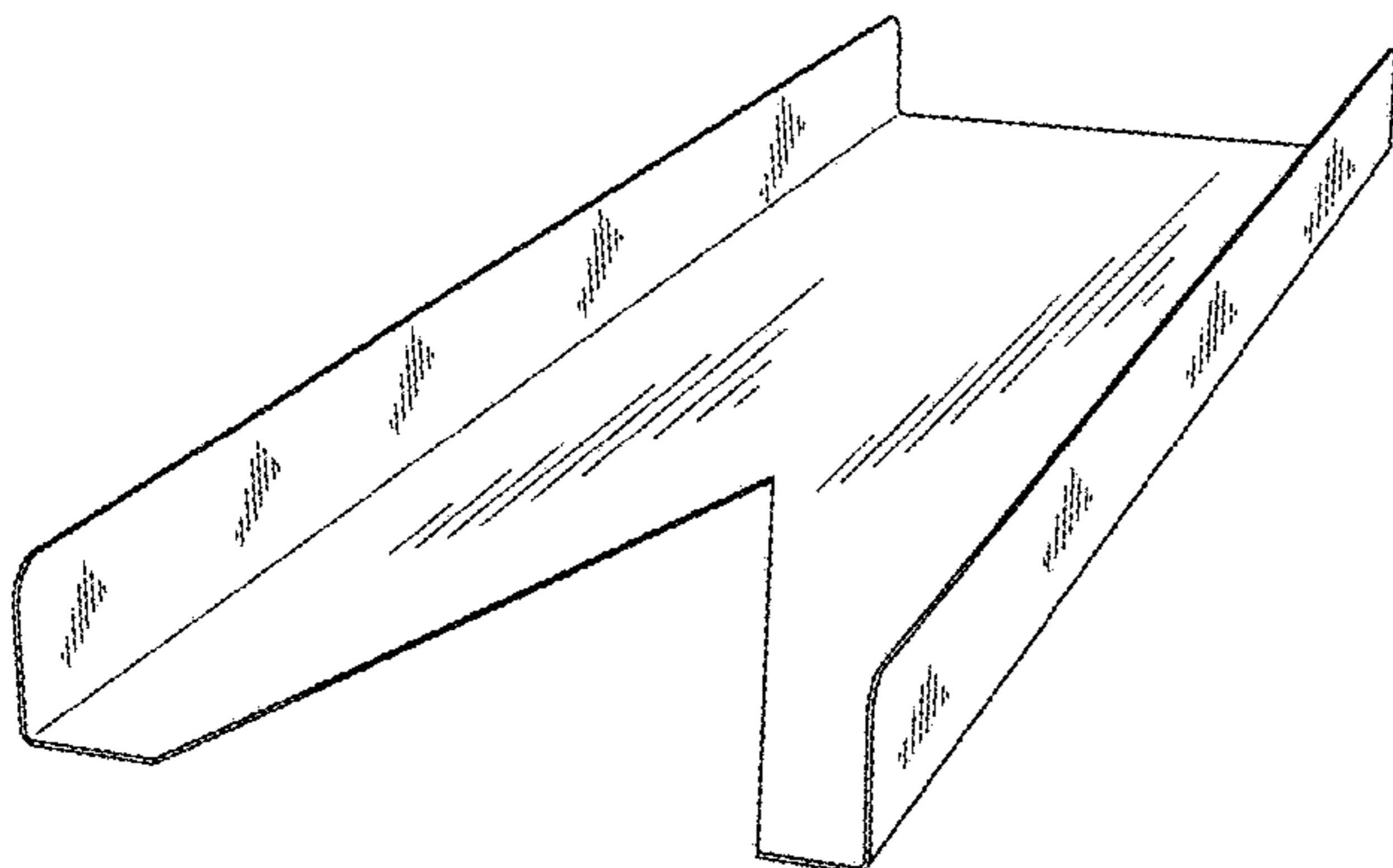
(57) **CLAIM**

The ornamental design for a duct puller, as shown and
described.

DESCRIPTION

FIG. 1 is a perspective view of the duct puller of my new
design.
FIG. 2 is a bottom plan view thereof.
FIG. 3 is a top plan view thereof.
FIG. 4 is a left side elevational view thereof. The right side
elevational view is a mirror image thereof.
FIG. 5 is a front elevational view thereof; and,
FIG. 6 is a back elevational view thereof.

1 Claim, 3 Drawing Sheets



(56)

References Cited

U.S. PATENT DOCUMENTS

D487,867 S * 3/2004 Balaban D8/354
 D562,122 S * 2/2008 Lemman D23/386
 D570,467 S * 6/2008 Nishio D23/386
 D575,385 S * 8/2008 Schluter D23/370
 D614,792 S * 4/2010 Fabbri D26/120
 D617,442 S * 6/2010 Grages D23/393
 D639,142 S * 6/2011 Antonic D8/354
 8,033,058 B2 * 10/2011 Block E04D 13/08
 210/162
 D654,161 S * 2/2012 Holland D23/373
 D674,889 S * 1/2013 Mims D23/386
 D676,264 S * 2/2013 Lee D6/717
 D706,405 S * 6/2014 Storch D23/372
 D726,256 S * 4/2015 Thomson D19/34.1
 D727,486 S * 4/2015 Sebert D23/365
 D727,819 S * 4/2015 Hopkins D12/190
 D733,275 S * 6/2015 Cao D23/355
 D733,285 S * 6/2015 Ertel D23/393
 9,085,892 B1 * 7/2015 Wilson E04B 1/70
 D736,417 S * 8/2015 Di Marzio D25/164
 D736,418 S * 8/2015 Di Marzio D25/164
 D739,050 S * 9/2015 Di Marzio D25/164
 D740,969 S * 10/2015 Di Marzio D25/164
 D746,972 S * 1/2016 Aruga D23/393
 D754,839 S * 4/2016 Aruga D23/393
 D757,240 S * 5/2016 Forlong D23/393
 D767,875 S * 10/2016 Elliott D3/7
 D769,328 S * 10/2016 Ide D15/5
 D770,029 S * 10/2016 Guillemi D23/392
 D770,267 S * 11/2016 Roan D8/395
 D771,232 S * 11/2016 Coon D23/393
 D773,640 S * 12/2016 Wang D23/413
 D776,302 S * 1/2017 Baker D25/136
 D777,115 S * 1/2017 Suenaga D13/156
 D777,890 S * 1/2017 Hsiao D23/333
 9,534,392 B2 * 1/2017 Wey E04D 13/1476
 D778,420 S * 2/2017 Israel D23/370
 2002/0119747 A1 * 8/2002 Tang F04D 17/165
 454/292
 2005/0072107 A1 * 4/2005 Kebeli E04C 3/07
 52/836

2005/0202359 A1 * 9/2005 Lin F23D 14/36
 431/153
 2005/0207833 A1 * 9/2005 McGrath H01R 13/60
 403/206
 2005/0229515 A1 * 10/2005 Ruston E04B 2/7457
 52/302.6
 2007/0048090 A1 * 3/2007 Wentworth E02F 5/10
 405/184.1
 2007/0124867 A1 * 6/2007 Woods B25F 1/00
 7/164
 2008/0203218 A1 * 8/2008 Anderson B64D 13/00
 244/58
 2009/0183943 A1 * 7/2009 Leistner A61L 9/205
 181/224
 2014/0190661 A1 * 7/2014 Balbo Di Vinadio F24F 3/06
 165/67
 2014/0202539 A1 * 7/2014 Landre F16K 3/30
 137/1
 2014/0346301 A1 * 11/2014 Mayo B64D 13/02
 248/309.1
 2014/0346302 A1 * 11/2014 Vignali B64D 13/02
 248/309.1
 2015/0033650 A1 * 2/2015 Peterson E04D 13/0477
 52/302.3

OTHER PUBLICATIONS

Tin Snips and Sheet Metal, image post date Dec. 29, 2013, site visited Feb. 24, 2017, (online), <<https://www.tineye.com/search/b07102151bdc667688410a2abef9dda84b74e716/>>.*
 Notched Column Anchor, image post date Aug. 3, 2014, site visited Feb. 24, 2017, (online), <http://web.archive.org/web/20140803191223/http://www.h-b.com/index.php?main_page=product_info&products_id=23>.*
 ZMAX 14-Gauge Galvanized 2x Deck Tension Tie, image post date Mar. 4, 2013, site visited Feb. 24, 2017, (online), <<http://www.homedepot.com/p/Simpson-Strong-Tie-ZMAX-14-Gauge-Galvanized-2x-Deck-Tension-Tie-2-Pack-with-SDS-Screws-DTT2Z-R2/100671103>>.*
 Flashings, image post date Sep. 4, 2010, site visited Feb. 24, 2017, (online), <<https://www.tineye.com/search/969a377a33af5c6fa2fca00903a97719953e0bc7/>>.*

* cited by examiner

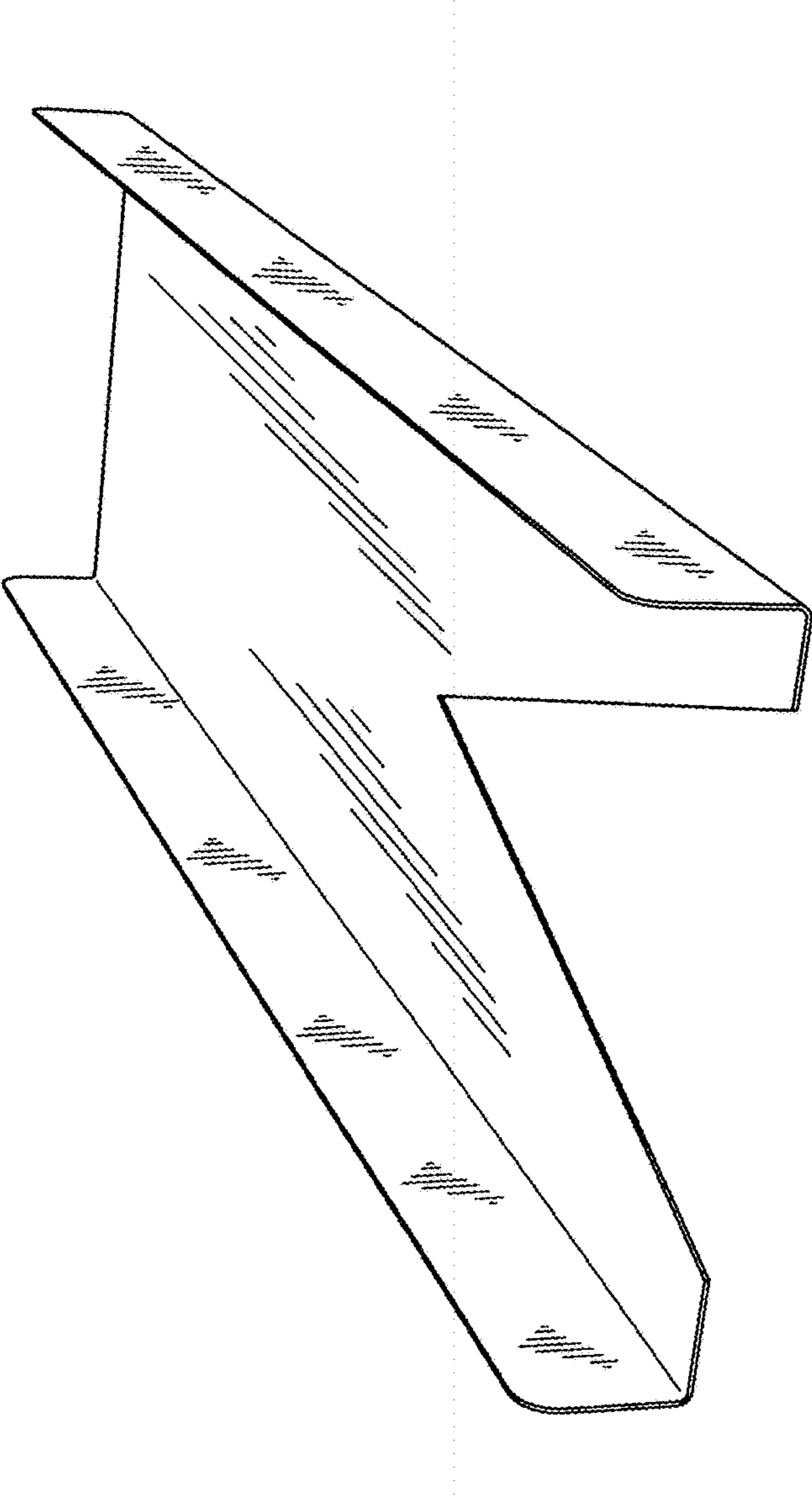


FIG. 1




FIG. 2




FIG. 3



FIG. 4



FIG. 5

FIG. 6