



US00D791288S

(12) **United States Design Patent** (10) **Patent No.:** **US D791,288 S**  
**Schonherr et al.** (45) **Date of Patent:** **\*\* Jul. 4, 2017**

(54) **DROP IN SINK**

(71) Applicant: **Ronbow Corporation**, Fremont, CA (US)  
(72) Inventors: **Thomas Schonherr**, Stuttgart (DE); **Andreas Diefenbach**, Stuttgart (DE); **Sven Feustel**, Stuttgart (DE)  
(73) Assignee: **Ronbow Corporation**, Fremont, CA (US)

(\*\*) Term: **15 Years**

(21) Appl. No.: **29/555,900**

(22) Filed: **Feb. 25, 2016**

(51) **LOC (10) Cl.** ..... **23-02**

(52) **U.S. Cl.**  
USPC ..... **D23/284**

(58) **Field of Classification Search**  
USPC ..... D23/284, 293.1, 287-292, 303, 308  
CPC ..... A47K 1/04; A47B 77/06; A47J 47/20  
See application file for complete search history.

(56) **References Cited**

**U.S. PATENT DOCUMENTS**

D437,035 S *	1/2001	Roberts	.....	D23/284
D507,334 S *	7/2005	Ferrer Beltran	.....	D23/293.1
D545,415 S *	6/2007	Tani	.....	D23/293.1
D545,417 S *	6/2007	Tani	.....	D23/293.1
D622,825 S *	8/2010	LeTourneau	.....	D23/284
D744,074 S *	11/2015	Adkison	.....	D23/284
D744,620 S *	12/2015	Adkison	.....	D23/284
D745,122 S *	12/2015	Schonherr	.....	D23/284
D745,951 S *	12/2015	Schonherr	.....	D23/284

**OTHER PUBLICATIONS**

Ronbow—Phoenix Design/Stack Wide Sink found online [Feb. 16, 2017] <http://styleture.com/2016/04/05/signature-series-by-ronbow/>.\*

\* cited by examiner

*Primary Examiner* — Robert M Spear

*Assistant Examiner* — John Voytek

(74) *Attorney, Agent, or Firm* — Thomas Schneck

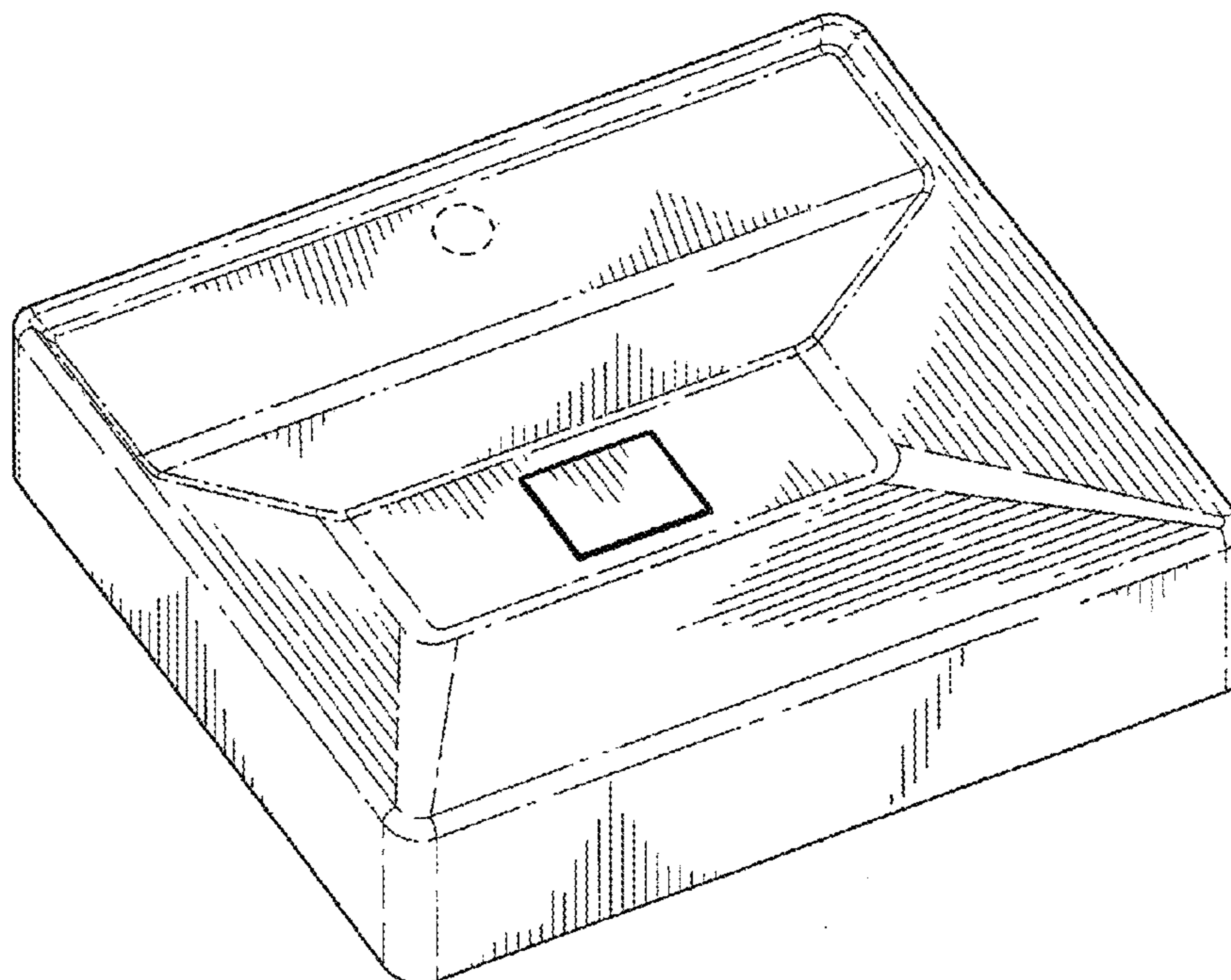
(57) **CLAIM**

We claim the design for a drop in sink, as shown and described.

**DESCRIPTION**

FIG. 1 is an upper perspective view of the drop in sink, the dashed lines representing unclaimed features;  
FIG. 2 is a top plan view thereof, with dashed lines representing unclaimed features, the bottom plan view being plain, unornamented and unclaimed;  
FIG. 3 is a front plan view thereof, the rear plan view being plain, unornamented and unclaimed;  
FIG. 4 is a right side plan view thereof, the left side plan view being a mirror image thereof; and,  
FIG. 5 is a cross-sectional view of the interior thereof, taken in the direction of lines 5-5 of FIG. 2.  
The broken lines represent unclaimed environmental features; the dash-dot-dot dash lines immediately adjacent shaded surfaces represent claim boundaries and form no part of the claim.

**1 Claim, 3 Drawing Sheets**



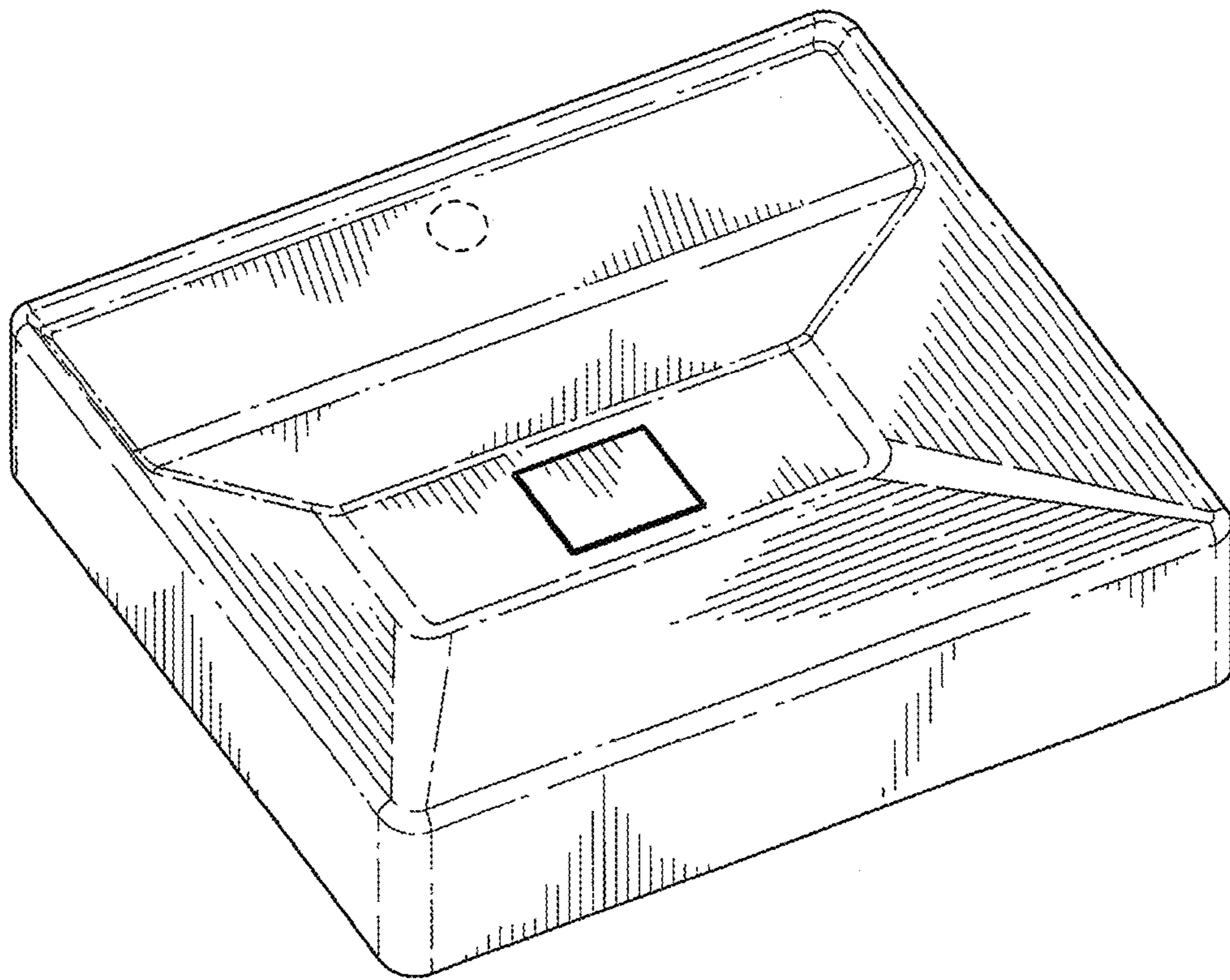


FIG. 1

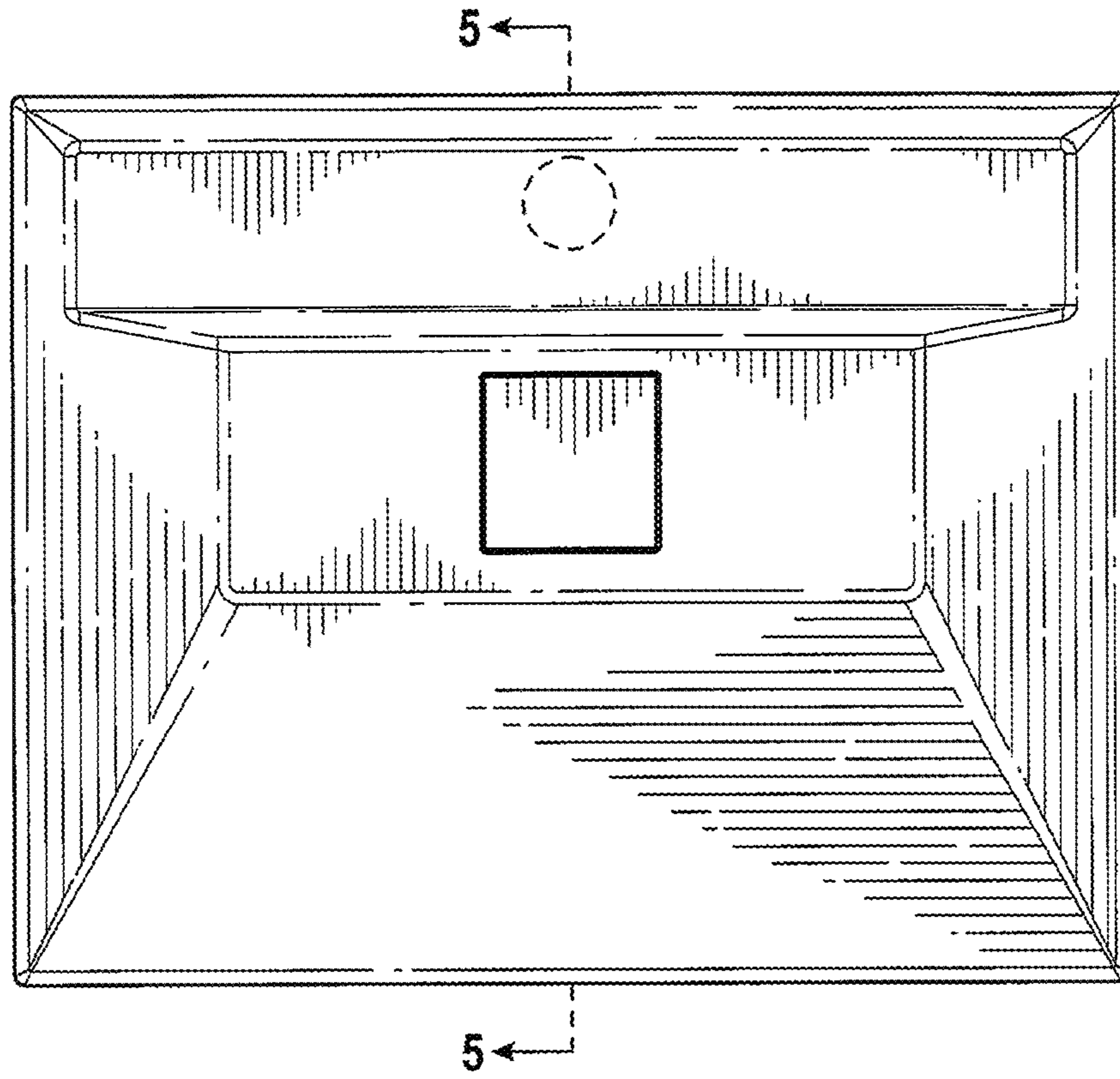


FIG. 2

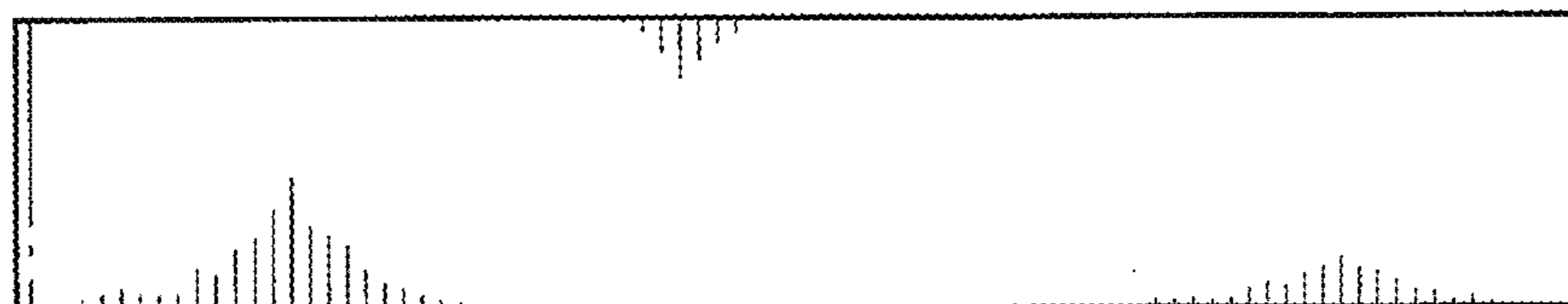


FIG. 3




FIG. 4



FIG. 5