



US00D791270S

(12) **United States Design Patent** (10) **Patent No.:** **US D791,270 S**
Wei et al. (45) **Date of Patent:** **** Jul. 4, 2017**

(54) **FLOOR STANDING RO PURIFIER**

(71) Applicant: **Conopco, Inc.**, Englewood Cliffs, NJ (US)

(72) Inventors: **Zhang Wei**, Hangzhou (CN); **Chai Wei Hua**, Hangzhou (CN)

(73) Assignee: **Conopco, Inc.**, Englewood Cliffs, NJ (US)

(**) Term: **15 Years**

(21) Appl. No.: **29/557,324**

(22) Filed: **Mar. 8, 2016**

(30) **Foreign Application Priority Data**

Sep. 11, 2015 (EM) 002770529

(51) **LOC (10) Cl.** **23-01**

(52) **U.S. Cl.**
USPC **D23/207; D7/306**

(58) **Field of Classification Search**
USPC D23/207, 209; 204/600, 660; 202/81, 202/83, 185.3; 210/85, 241, 190, 191; D7/306

CPC C02F 1/42
See application file for complete search history.

(56) **References Cited**

U.S. PATENT DOCUMENTS

D290,330 S * 6/1987 Lagace D7/306
D322,534 S * 12/1991 Chaney D7/306
D323,875 S 2/1992 Kang et al.
D340,967 S * 11/1993 Muir D23/207
D360,801 S * 8/1995 Shub D20/4
D477,048 S 7/2003 Yang
D482,100 S 11/2003 Foy et al.
D482,755 S 11/2003 Rhinehart et al.
D552,709 S 10/2007 Lin

D604,554 S * 11/2009 Lippert D7/306
D641,065 S 7/2011 Choi
D644,712 S * 9/2011 Seo D23/207
D651,686 S * 1/2012 Wilson D23/207
D671,191 S 11/2012 Lin
D674,874 S 1/2013 Mueller et al.
D682,387 S 5/2013 Tseng
D682,984 S 5/2013 Choi
D683,421 S 5/2013 Choi
D703,991 S 5/2014 Porat et al.
D718,413 S 11/2014 Choi
D736,024 S * 8/2015 Taubman D7/305
D759,194 S * 6/2016 Wei D23/207

FOREIGN PATENT DOCUMENTS

CA 128612 1/2010
CA 140127 11/2011
CA 168640 12/2016

* cited by examiner

Primary Examiner — Robin V Webster

(74) *Attorney, Agent, or Firm* — Foley & Lardner LLP

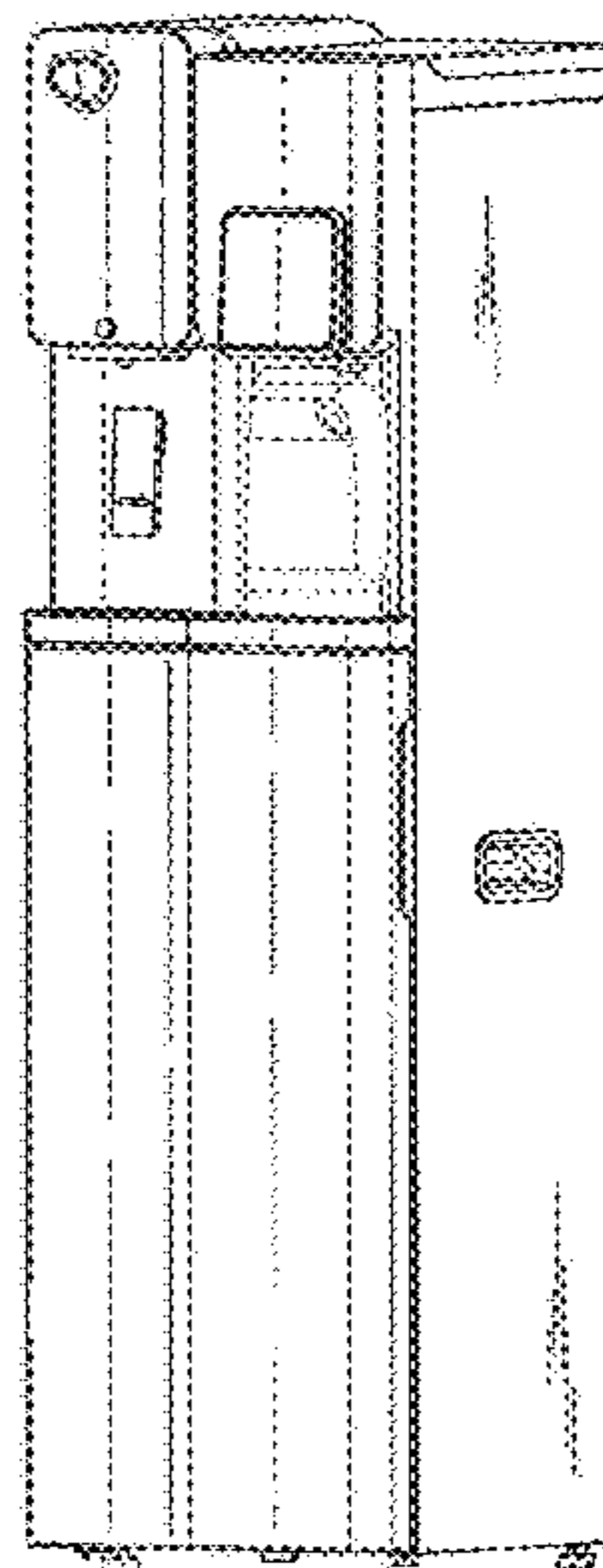
(57) **CLAIM**

The ornamental design for a floor standing RO purifier, as shown and described.

DESCRIPTION

FIG. 1 is a front perspective view from top and right side of a floor standing RO purifier showing our new design; FIG. 2 is a front elevational view thereof; FIG. 3 is a back elevational view thereof; FIG. 4 is a left side elevational view thereof; FIG. 5 is a right side elevational view thereof; FIG. 6 is a top plan view thereof; and, FIG. 7 is a bottom plan view thereof. The broken lines are directed to environment and are for illustrative purposes only, the broken lines form no part of the claimed design.

1 Claim, 4 Drawing Sheets



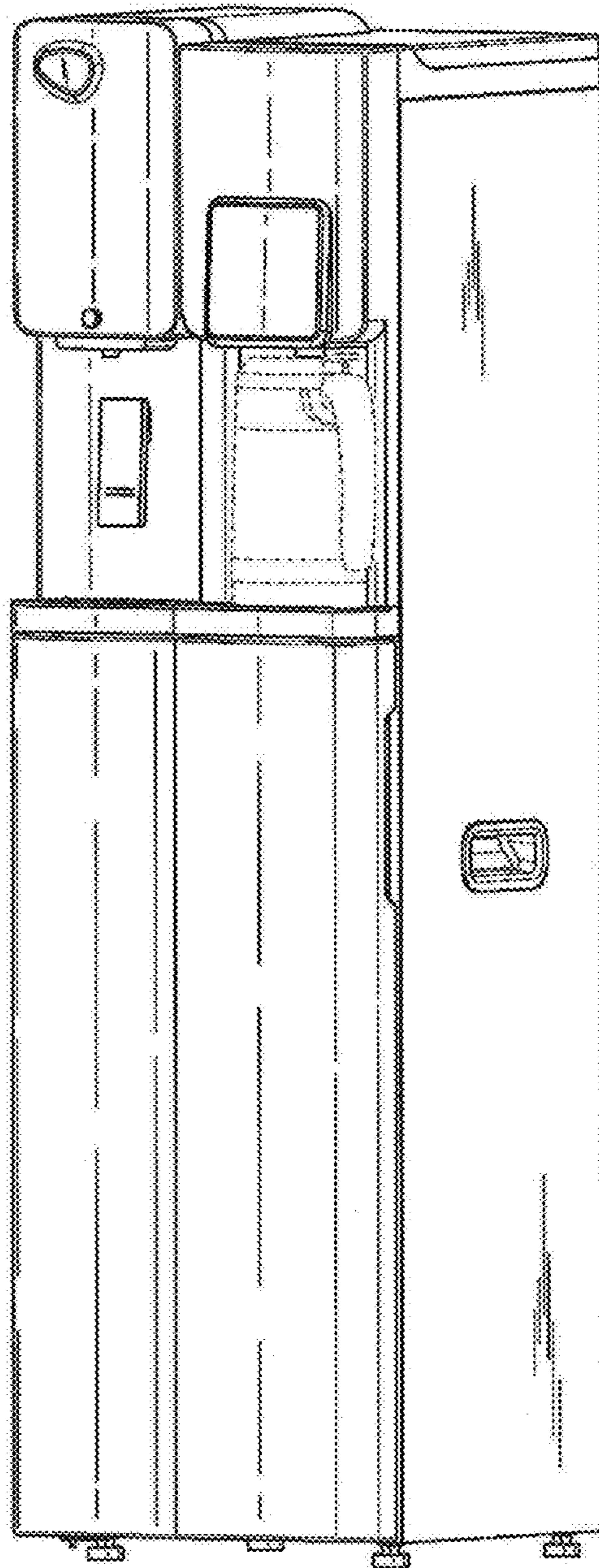


Fig. 1

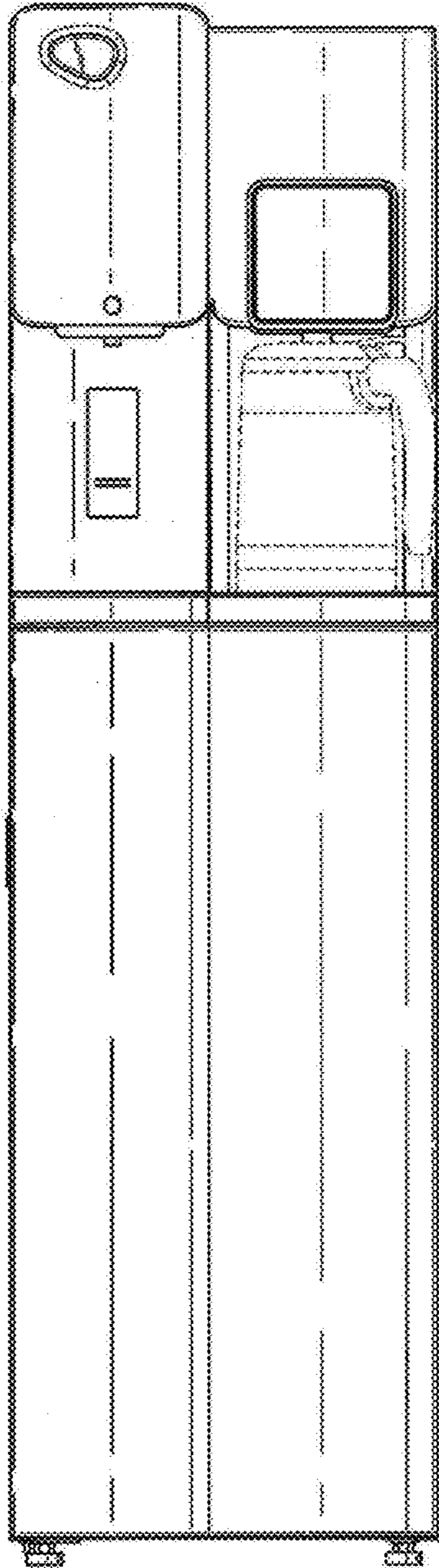


Fig. 2

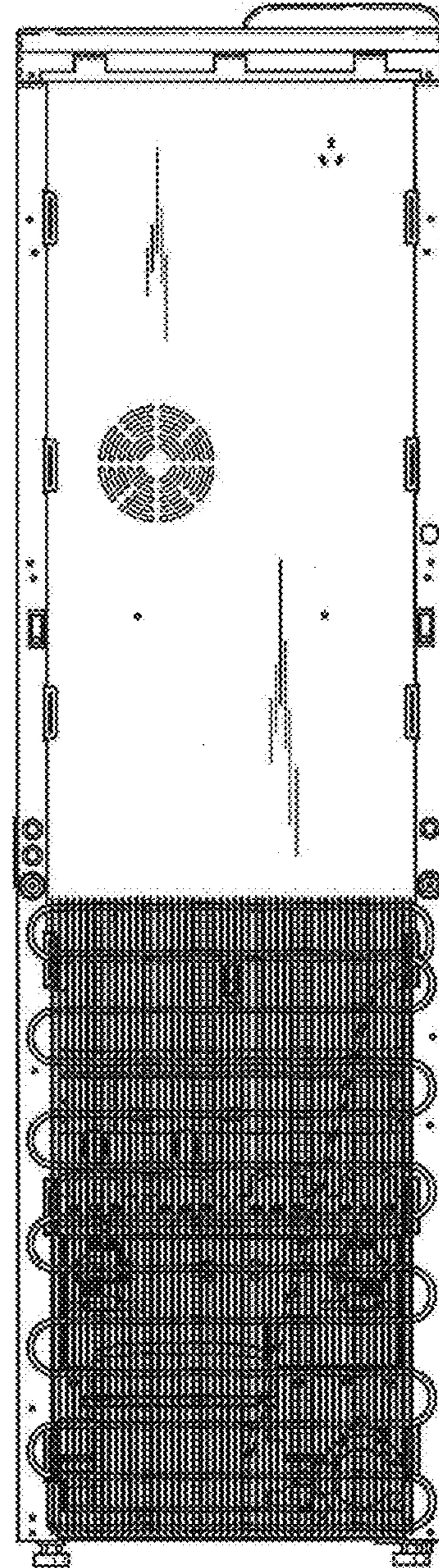


Fig. 3

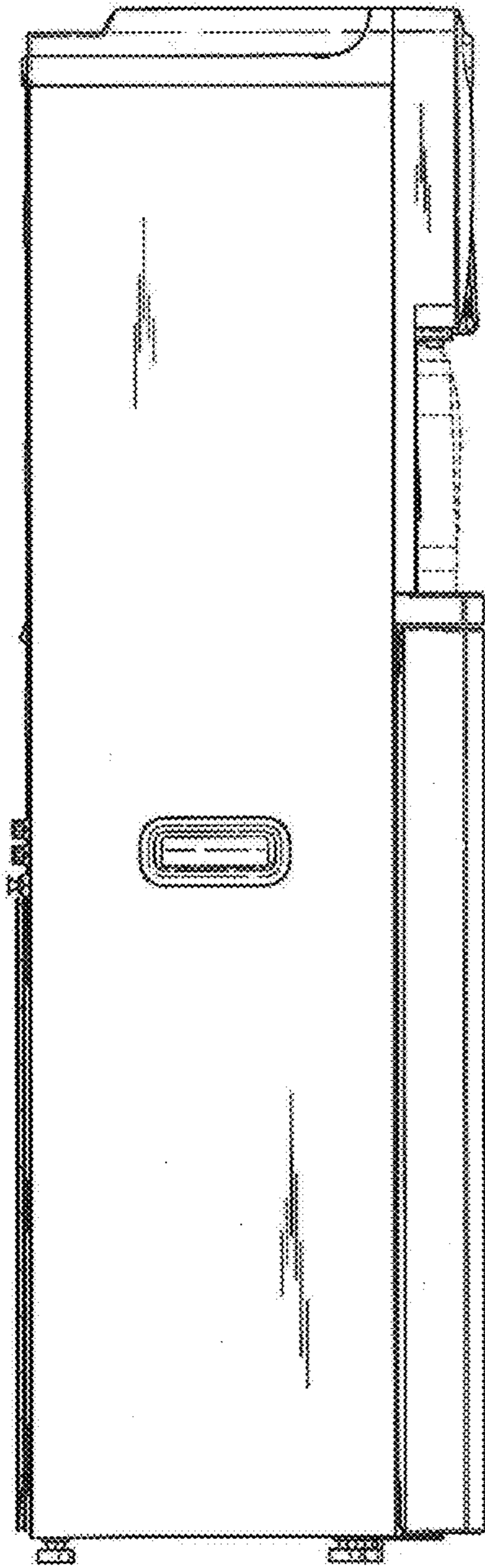


Fig. 4

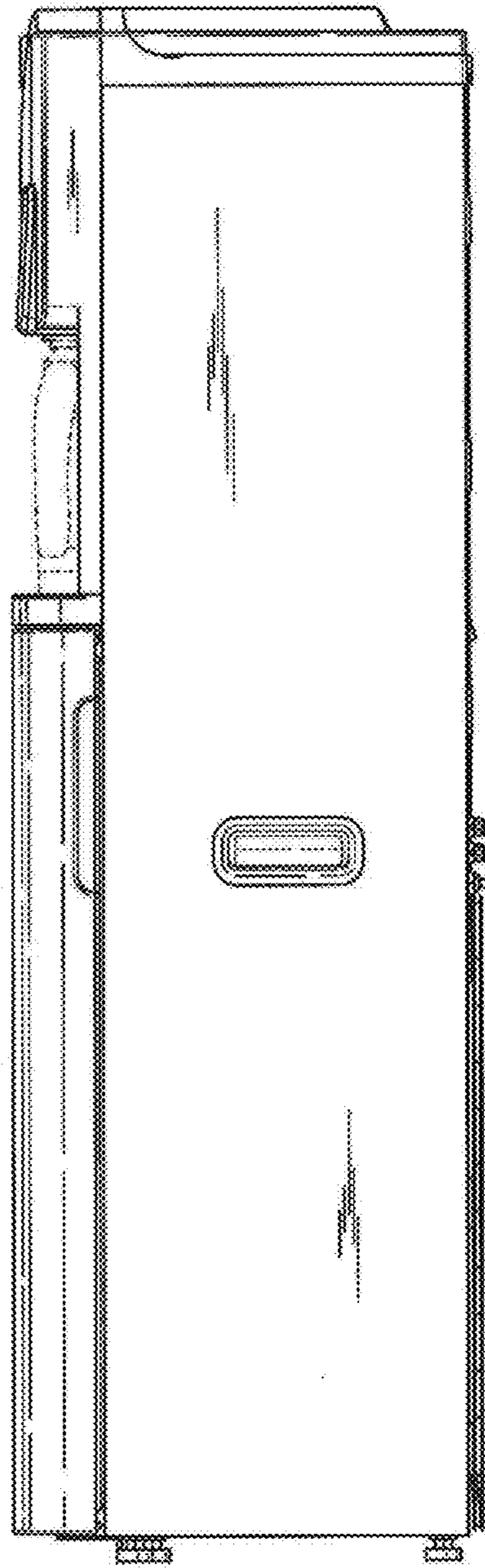


Fig. 5

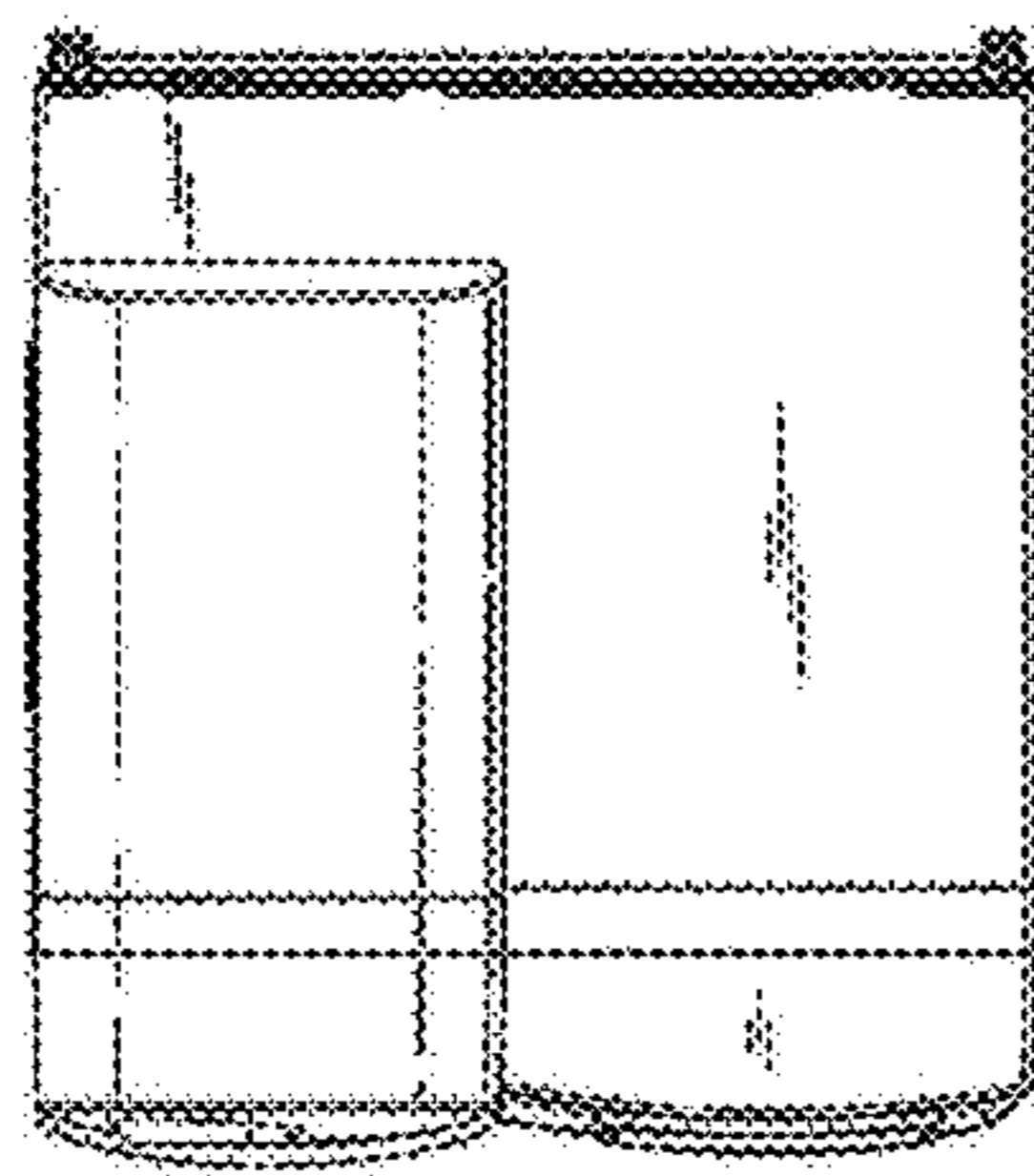


Fig. 6

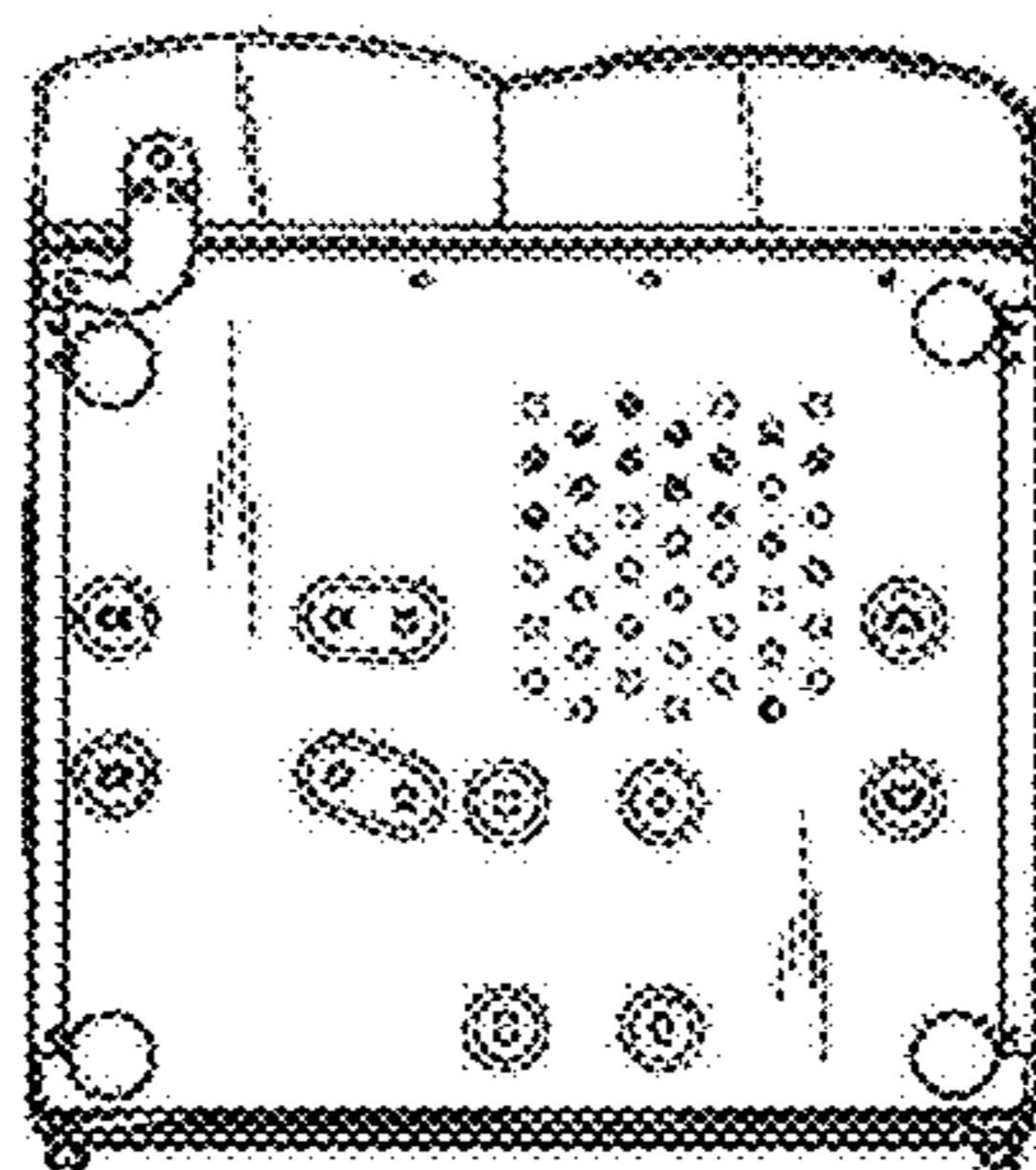


Fig. 7