



US00D791263S

(12) **United States Design Patent** (10) **Patent No.:** **US D791,263 S**
Barnes (45) **Date of Patent:** **** Jul. 4, 2017**

(54) **MAGAZINE ACCESSORY**

2016/0161201 A1* 6/2016 Langevin F41A 3/66
42/75.02

(71) Applicant: **William B. Barnes**, Cedar Park, TX
(US)

* cited by examiner

(72) Inventor: **William B. Barnes**, Cedar Park, TX
(US)

Primary Examiner — Michael A Pratt
(74) *Attorney, Agent, or Firm* — Pierson IP, PLLC

(73) Assignee: **AR Customs**, Cedar Park, TX (US)

(57) **CLAIM**

(**) Term: **15 Years**

The ornamental design for a magazine accessory, as shown
and described.

(21) Appl. No.: **29/546,122**

(22) Filed: **Nov. 19, 2015**

DESCRIPTION

Related U.S. Application Data

(63) Continuation-in-part of application No. 14/636,015,
filed on Mar. 2, 2015.

(51) **LOC (10) Cl.** **22-01**

(52) **U.S. Cl.**
USPC **D22/108**

(58) **Field of Classification Search**
USPC D22/108; D21/572–573
CPC F41A 9/70; F41A 9/65; F41A 9/71; F41A
9/68; F41A 9/69; F41A 11/02; F41A
9/61; F41A 9/00; F41A 9/17; F41A 9/23;
F41A 9/34; F41A 9/84

See application file for complete search history.

(56) **References Cited**

U.S. PATENT DOCUMENTS

D738,454 S * 9/2015 Smith D22/108
D769,400 S * 10/2016 Schefter D22/108
2016/0010947 A1* 1/2016 Barnes F41H 3/00
42/90

FIG. 1 is a perspective view of a magazine accessory
showing our new design thereof;
FIG. 2 is a front view of the magazine accessory shown in
FIG. 1;
FIG. 3 is a rear view of the magazine accessory shown in
FIG. 1;
FIG. 4 is a side view of the magazine accessory shown in
FIG. 1;
FIG. 5 is a side view of the magazine accessory shown in
FIG. 1
FIG. 6 is a top view of the magazine accessory shown in
FIG. 1;
FIG. 7 is a bottom view of the magazine accessory shown in
FIG. 1;
FIG. 8 is a side view of the magazine accessory shown in
FIG. 1; and,
FIG. 9 is a side view of the magazine accessory shown in
FIG. 1.

The broken lines shown in the FIGURES illustrate environ-
ment and form no part of the claimed design.

1 Claim, 8 Drawing Sheets




FIG. 1




FIG. 2




FIG. 3




FIG. 4

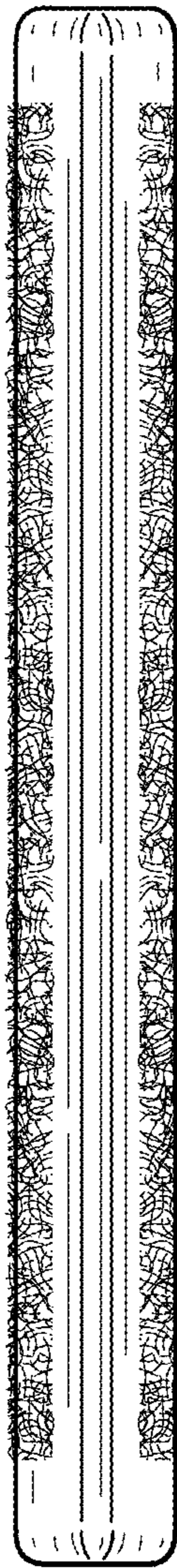


FIG. 5




FIG. 6




FIG. 7



FIG. 8

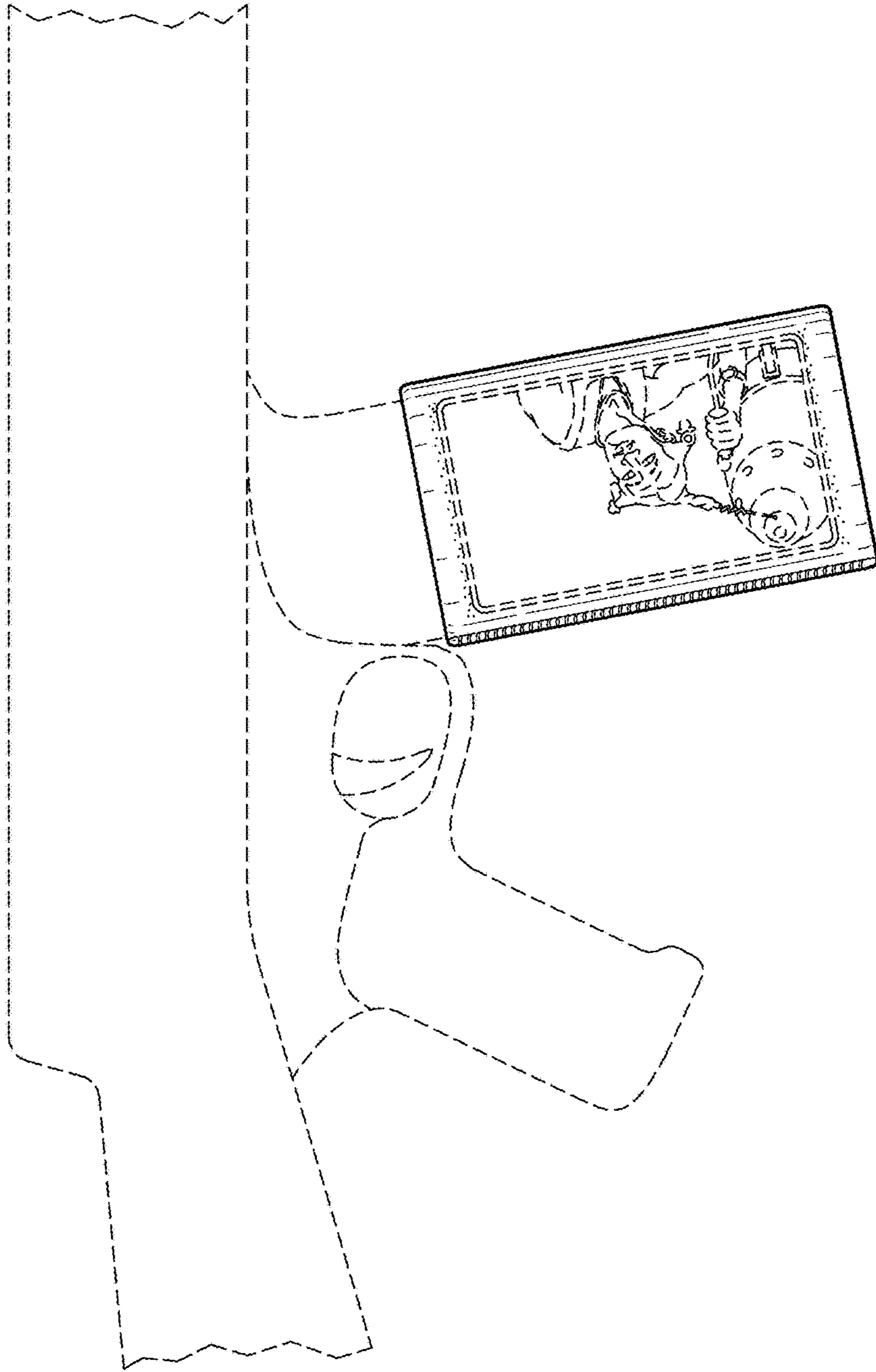


FIG. 9

