



US00D791258S

(12) **United States Design Patent** (10) **Patent No.:** **US D791,258 S**
Tang et al. (45) **Date of Patent:** **** Jul. 4, 2017**

(54) **GOLF CLUB HEAD**

(71) Applicant: **Callaway Golf Company**, Carlsbad, CA (US)

(72) Inventors: **Larry Tang**, Carlsbad, CA (US);
Michael Hallack, Carlsbad, CA (US)

(73) Assignee: **Callaway Golf Company**, Carlsbad, CA (US)

(**) Term: **15 Years**

(21) Appl. No.: **29/591,526**

(22) Filed: **Jan. 20, 2017**

Related U.S. Application Data

(63) Continuation of application No. 29/591,023, filed on Jan. 16, 2017, which is a continuation-in-part of application No. 29/576,484, filed on Sep. 2, 2016.

(51) **LOC (10) Cl.** **21-02**

(52) **U.S. Cl.**
USPC **D21/759**

(58) **Field of Classification Search**
USPC D21/733, 752, 759
CPC A63B 53/04; A63B 53/0466
See application file for complete search history.

(56) **References Cited**

U.S. PATENT DOCUMENTS

D404,095 S	1/1999	Gedeon	
D425,953 S *	5/2000	Glod	D21/759
D437,374 S	2/2001	Cameron	
D438,277 S *	2/2001	Hasebe	D21/759
D441,415 S *	5/2001	Helmstetter	D21/759
D444,196 S *	6/2001	Helmstetter	D21/759
D478,140 S *	8/2003	Burrows	D21/752
D501,235 S *	1/2005	Imamoto	D21/752
D510,395 S *	10/2005	Miraflor	D21/759
D511,552 S *	11/2005	Bingman	D21/759

D518,129 S *	3/2006	Poynor	D21/759
D520,090 S *	5/2006	Imamoto	D21/752
D521,093 S *	5/2006	Jorgensen	D21/759
D523,500 S	6/2006	Ford	
D523,509 S *	6/2006	Soracco	D21/759
D524,392 S *	7/2006	Madore	D21/759
D536,403 S	2/2007	Kawami	
D609,764 S *	2/2010	Oldknow	D21/759
D612,442 S *	3/2010	Oldknow	D21/759
D653,718 S	2/2012	Stokke et al.	
D675,272 S	1/2013	Greensmith et al.	
8,888,507 B2	11/2014	Herbert et al.	
D725,729 S *	3/2015	Song	D21/752
D726,847 S *	4/2015	Song	D21/752
D726,852 S *	4/2015	Song	D21/759
D726,854 S *	4/2015	Song	D21/759

(Continued)

FOREIGN PATENT DOCUMENTS

JP 2006116002 5/2006

Primary Examiner — Mitchell Siegel

(74) *Attorney, Agent, or Firm* — Rebecca Hanovice; Michael Catania; Sonia Lari

(57) **CLAIM**

The ornamental design for a golf club head, as shown and described.

DESCRIPTION

FIG. 1 is a rear perspective view of the golf club head claimed herein;

FIG. 2 is a front elevational view thereof;

FIG. 3 is a rear elevational view thereof;

FIG. 4 is a left side elevational view thereof;

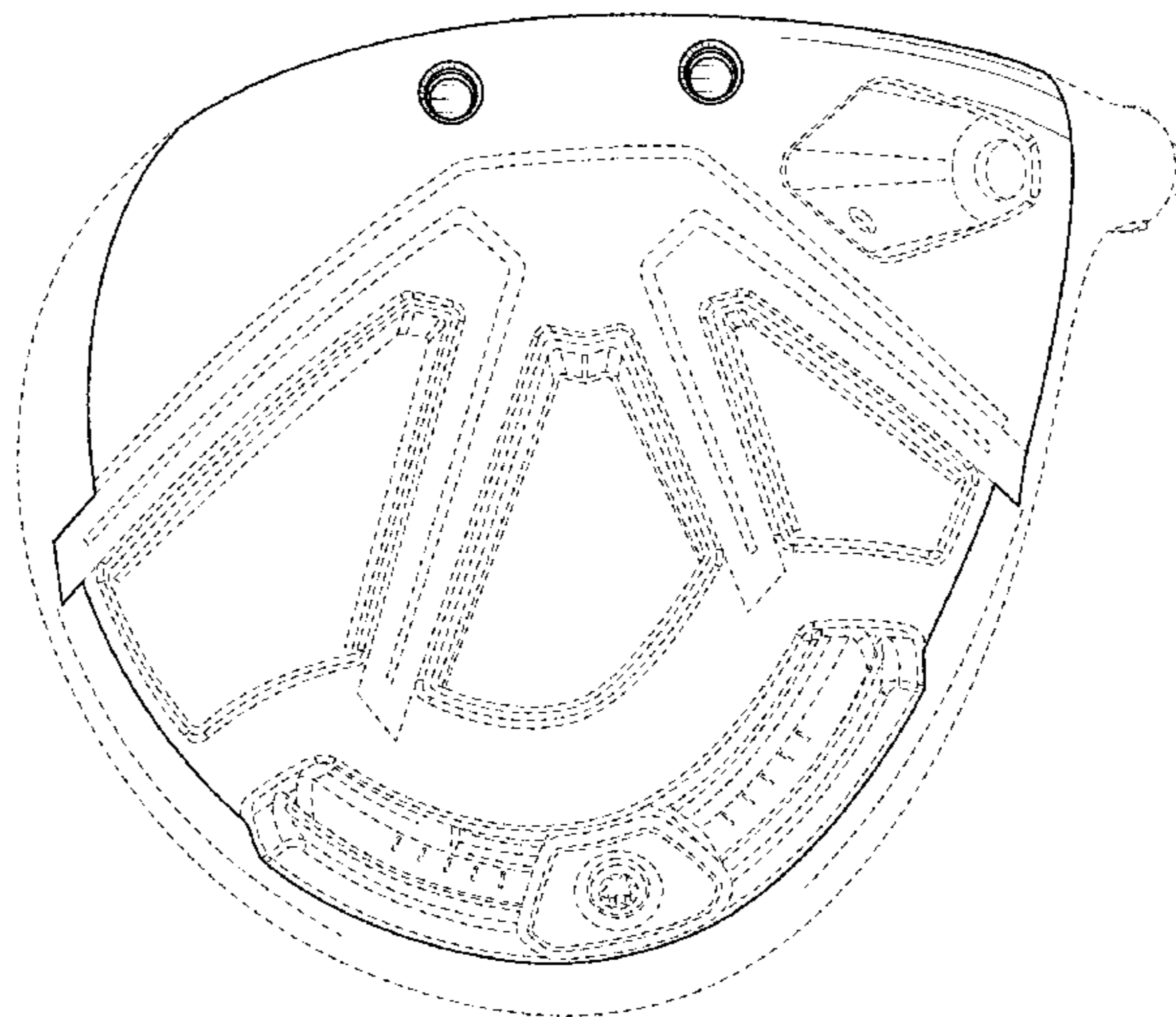
FIG. 5 is a right side elevational view thereof;

FIG. 6 is a top plan view thereof; and,

FIG. 7 is a bottom plan view thereof.

The broken lines are included for the purpose of illustration and form no part of the claimed design.

1 Claim, 5 Drawing Sheets



(56)

References Cited

U.S. PATENT DOCUMENTS

D746,927 S * 1/2016 Parsons D21/752
D763,997 S * 8/2016 Tang D21/759
2008/0058117 A1 3/2008 Roach

* cited by examiner

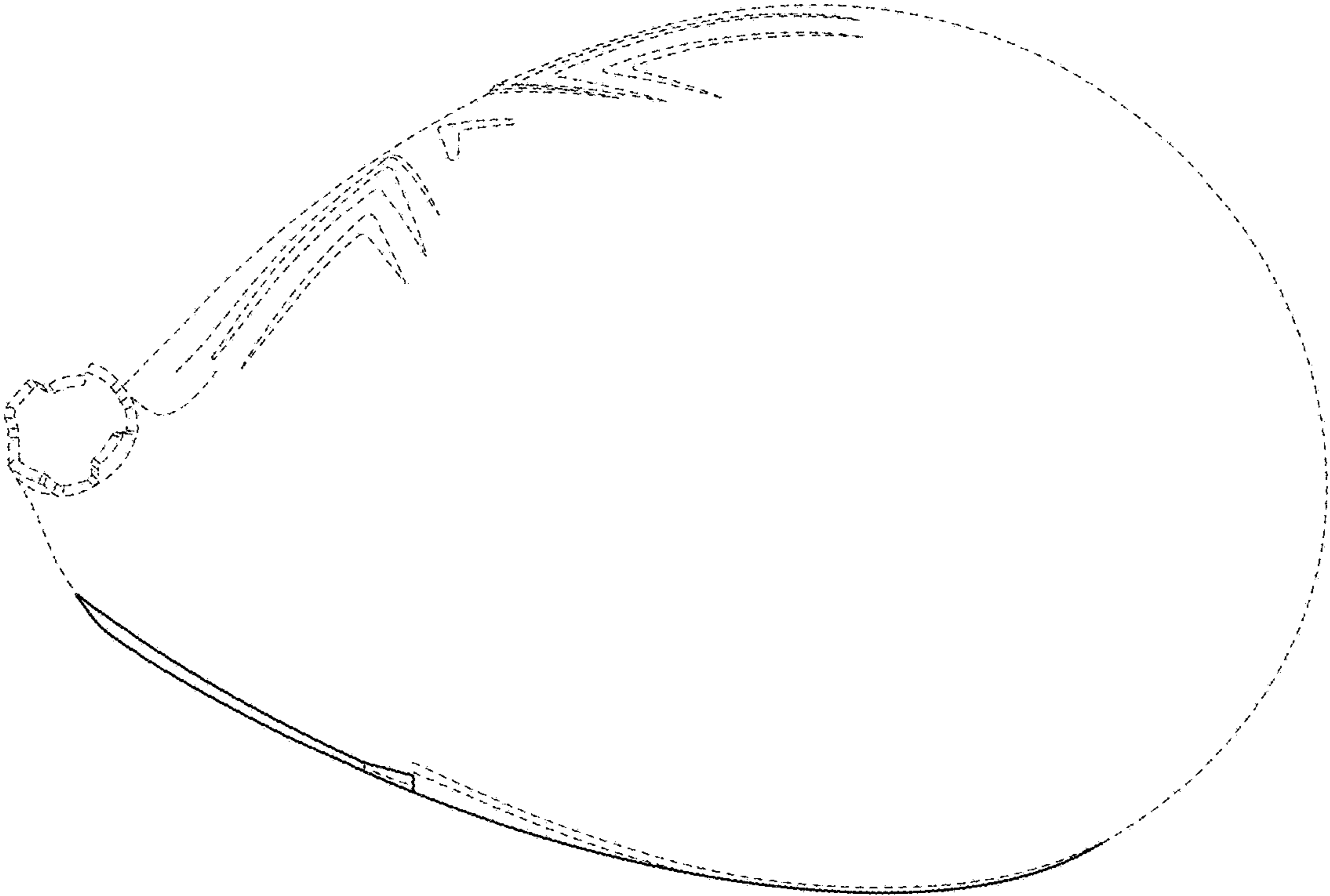


FIG. 1

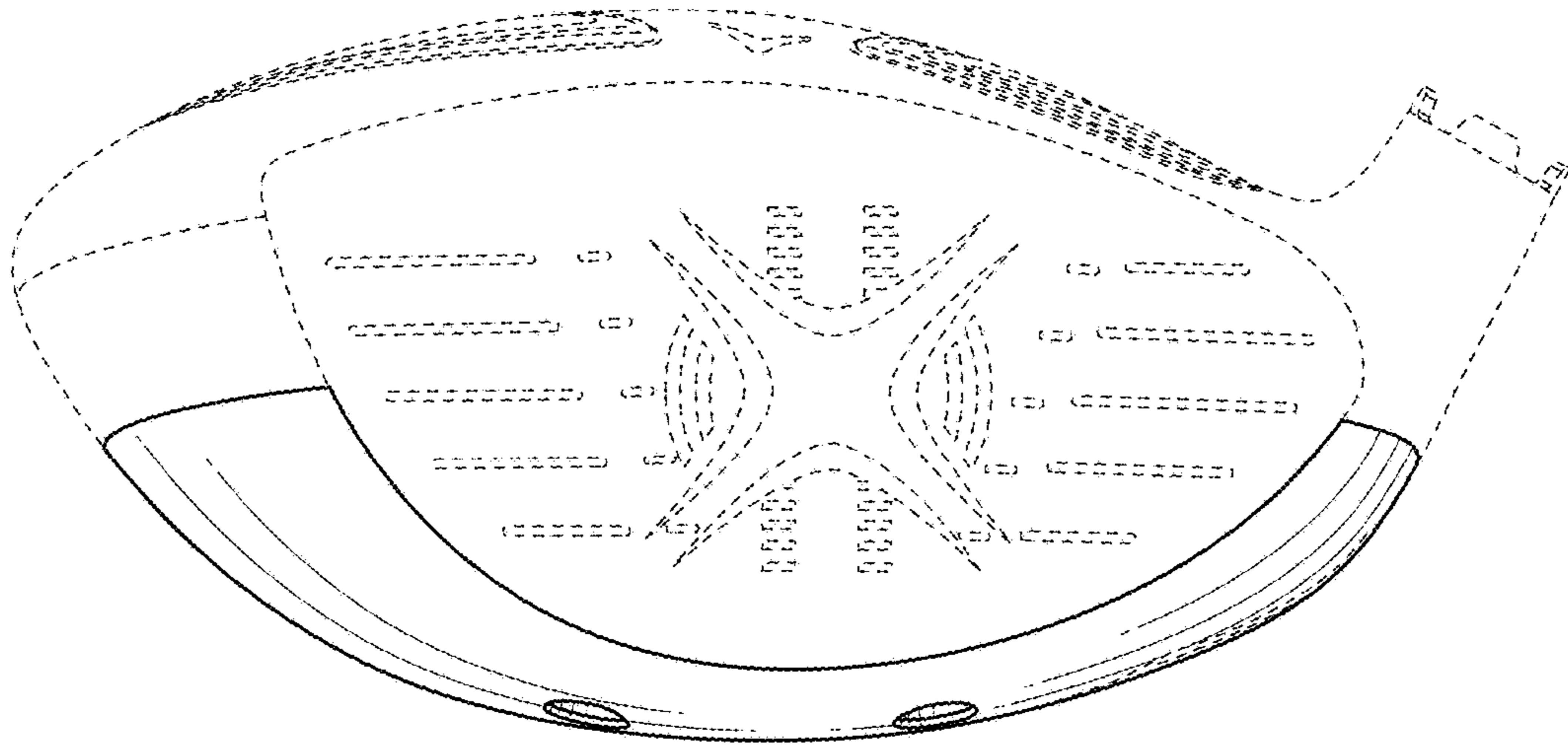


FIG. 2

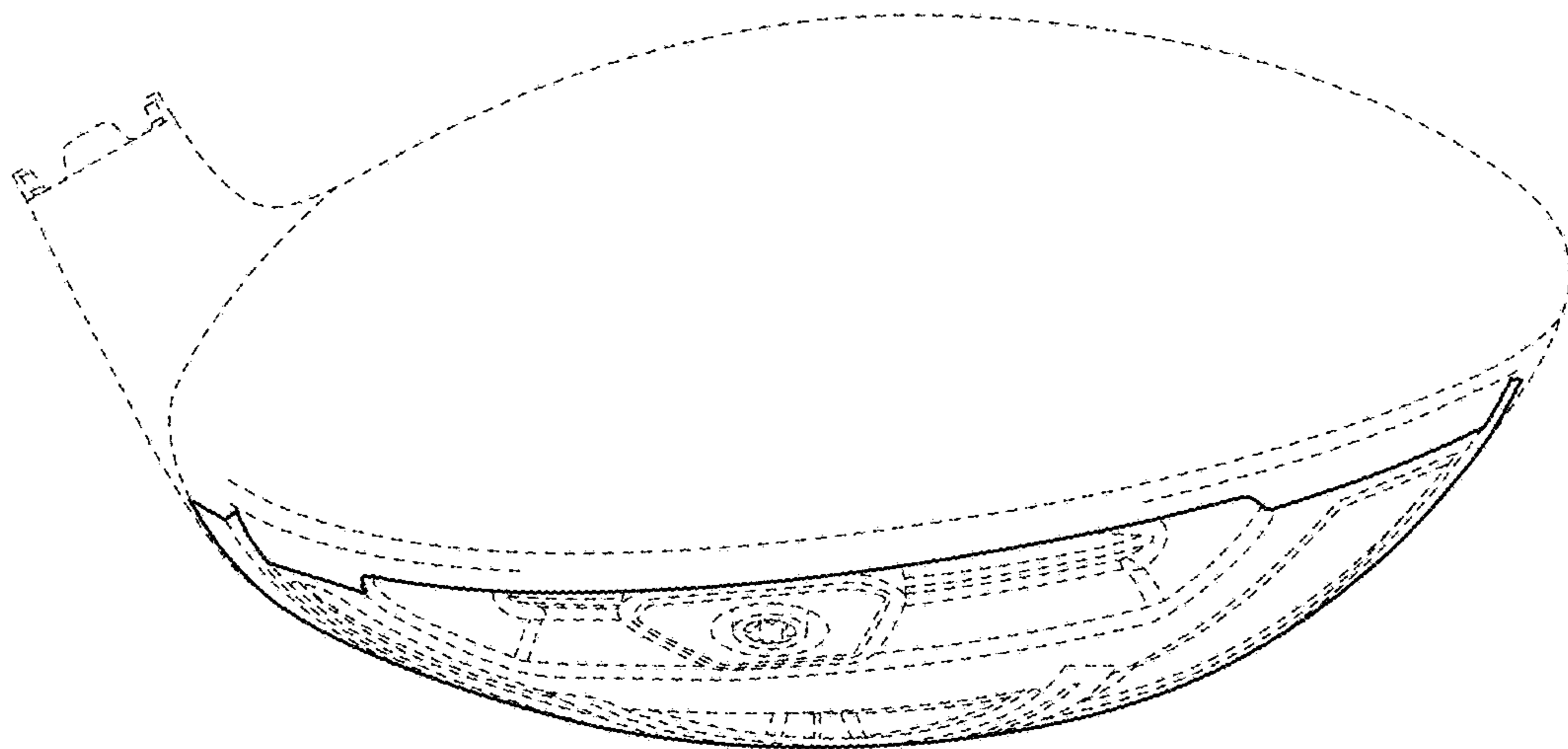


FIG. 3

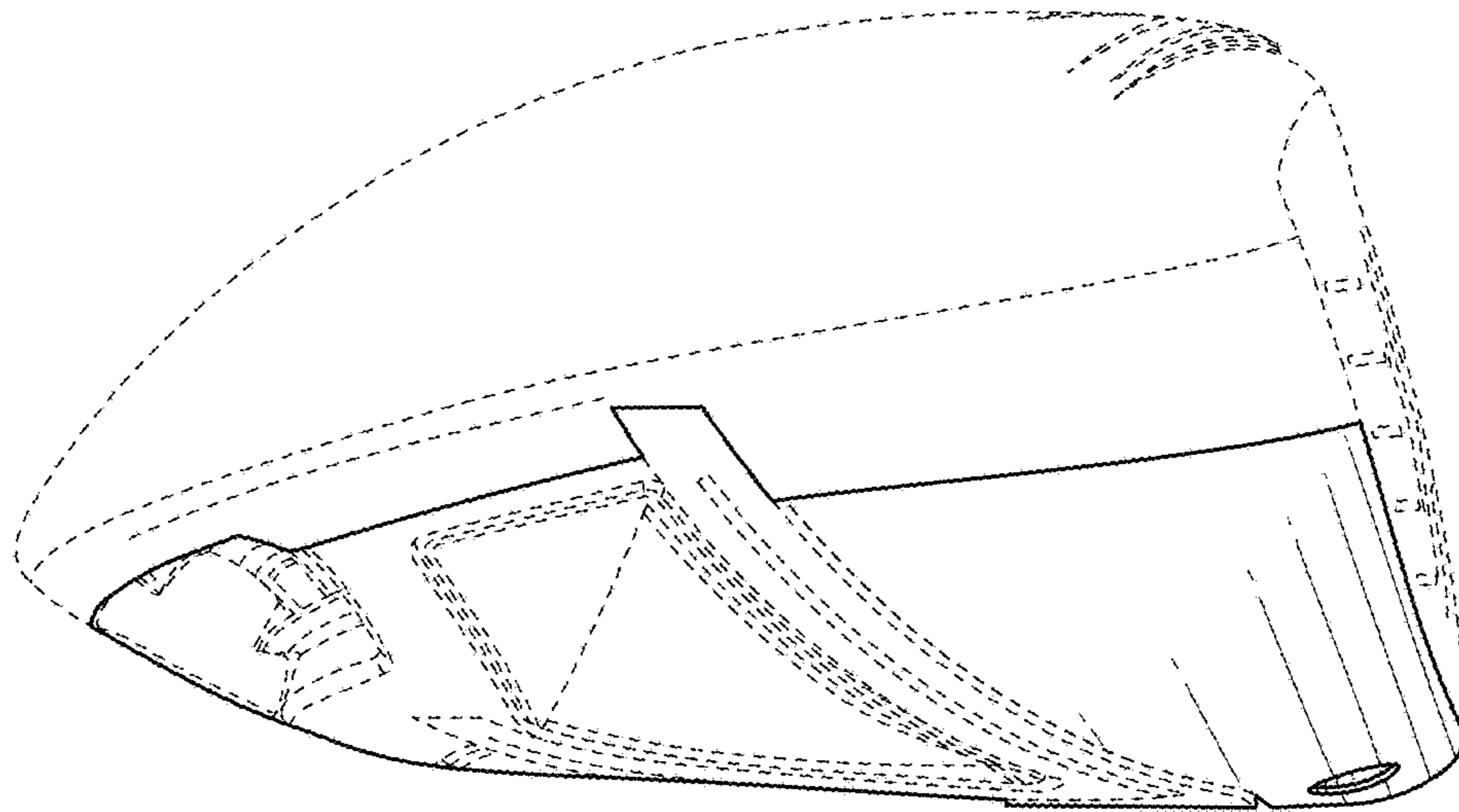


FIG. 4

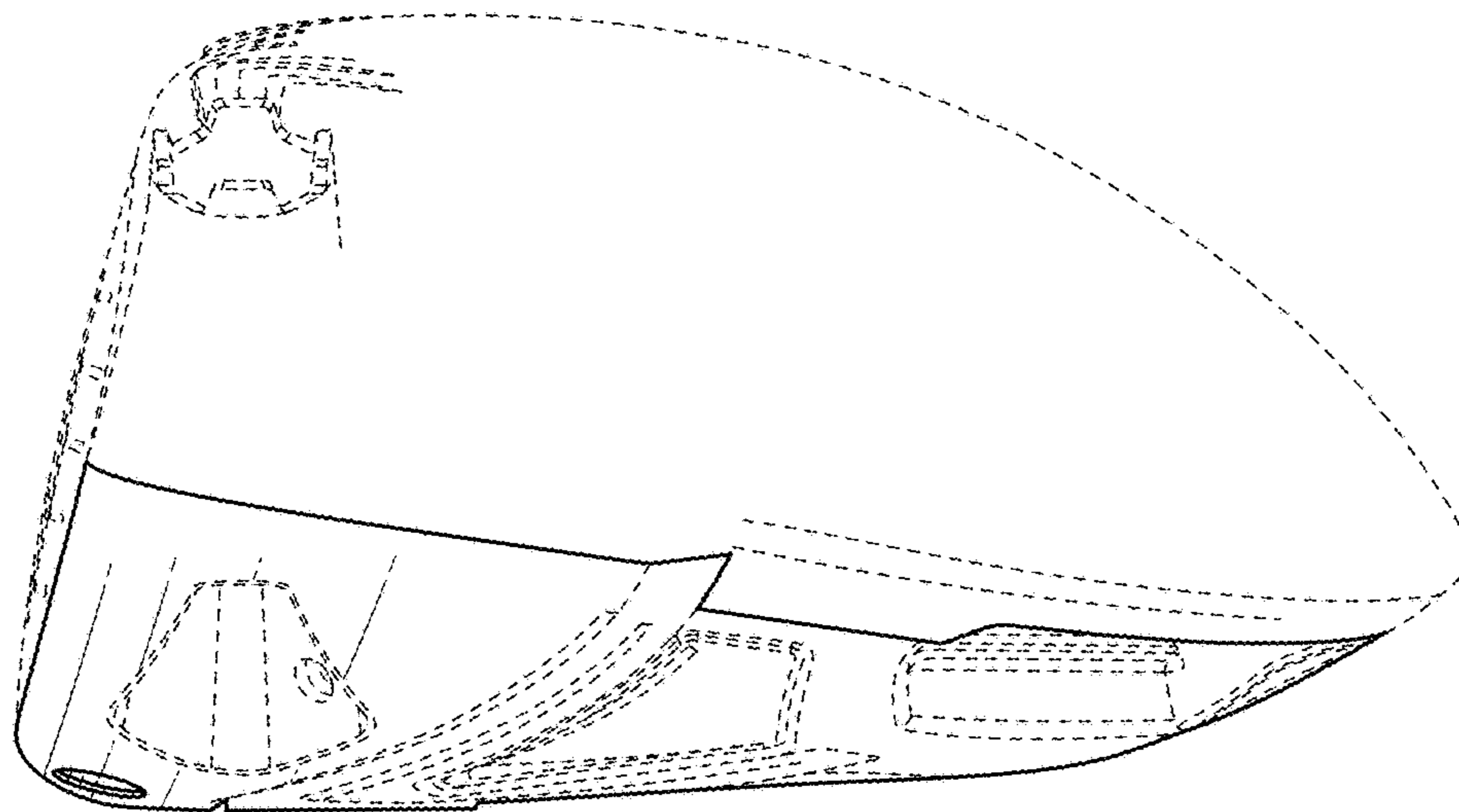


FIG. 5

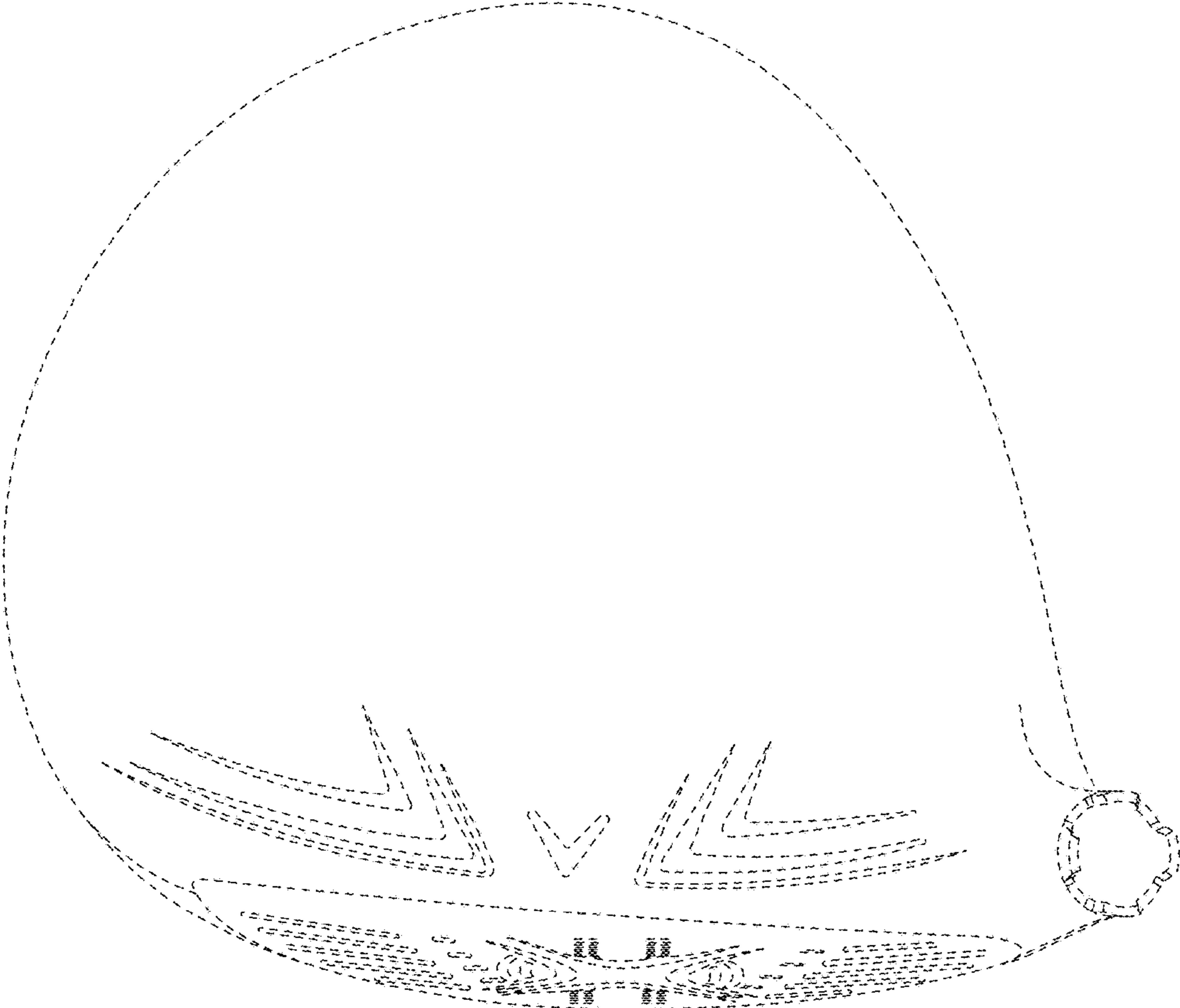


FIG. 6

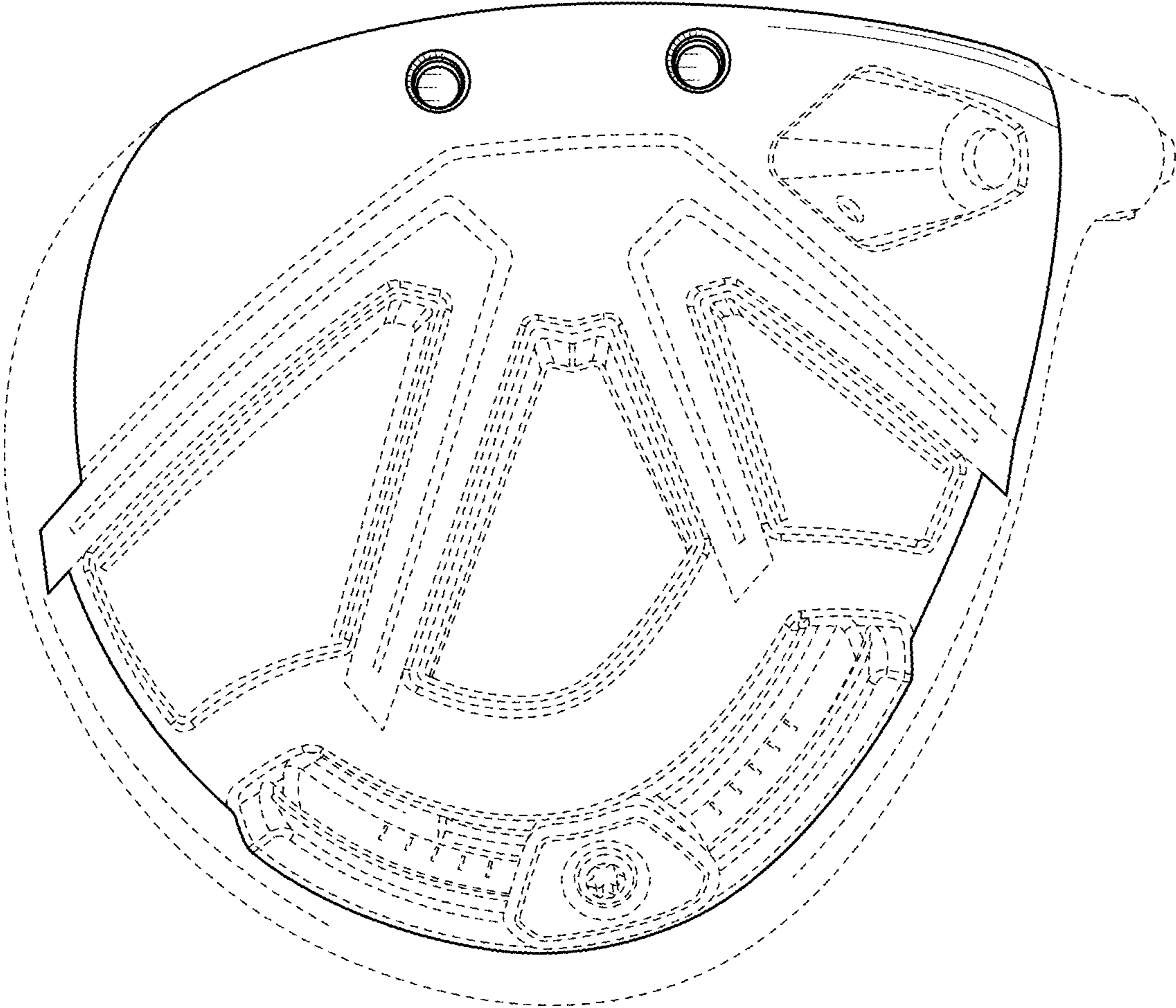


FIG. 7