

US00D791234S

(12) **United States Design Patent** (10) **Patent No.:** **US D791,234 S**  
**Vadenne** (45) **Date of Patent:** **\*\* Jul. 4, 2017**

(54) **WRITING INSTRUMENT CAP**  
(71) Applicant: **Societe BIC**, Clichy (FR)  
(72) Inventor: **Franck Vadenne**, Bezons (FR)  
(73) Assignee: **Societe BIC**, Clichy (FR)  
(\*\*) Term: **15 Years**  
(21) Appl. No.: **29/547,944**  
(22) Filed: **Dec. 9, 2015**

D545,895 S *	7/2007	Okutani	.....	D19/117
D557,745 S *	12/2007	Isono	.....	D19/194
D568,933 S *	5/2008	Qiu	.....	D19/163
D569,428 S *	5/2008	Qiu	.....	D19/163
D575,336 S *	8/2008	Qiu	.....	D19/163
D584,774 S *	1/2009	Morimura	.....	D19/194
D589,555 S *	3/2009	Li	.....	D19/117
D596,230 S *	7/2009	Tan	.....	D19/166
D616,024 S *	5/2010	Siegel	.....	D19/163
D641,407 S *	7/2011	Li	.....	D19/172
D654,537 S *	2/2012	Hung	.....	D19/117
D656,194 S *	3/2012	Yuan	.....	D19/172
D681,731 S *	5/2013	Yasunaga	.....	D19/194
D685,421 S *	7/2013	Jiang	.....	D19/163
D763,961 S *	8/2016	Zhang	.....	D19/172

(30) **Foreign Application Priority Data**

Jun. 9, 2015 (EM) ..... 002715680

(51) **LOC (10) Cl.** ..... **19-06**

(52) **U.S. Cl.**  
USPC ..... **D19/194; D19/918**

(58) **Field of Classification Search**  
USPC ..... D14/411; D19/115–204  
CPC ... B43K 5/00; B43K 7/00; B43K 7/12; B43K  
8/04; B43K 8/06; B43K 19/00; B43K  
19/02; B43K 19/14; B43K 24/08  
See application file for complete search history.

(56) **References Cited**

**U.S. PATENT DOCUMENTS**

D190,307 S *	5/1961	Bieger	.....	D19/177
D369,384 S *	4/1996	Yasoshima	.....	D19/117
D460,485 S *	7/2002	Keda	.....	D19/163
D470,885 S *	2/2003	Tahara	.....	D19/117
D470,887 S *	2/2003	Okutani	.....	D19/163
D475,085 S *	5/2003	Whitehorn	.....	D19/118
D493,832 S *	8/2004	Hung	.....	D19/163
D534,211 S *	12/2006	Kent	.....	D19/163
D540,865 S *	4/2007	Beno	.....	D19/163

\* cited by examiner

*Primary Examiner* — Elizabeth Albert  
(74) *Attorney, Agent, or Firm* — Ohlandt, Greeley,  
Ruggiero & Perle, L.L.P.

(57) **CLAIM**

The ornamental design for a writing instrument cap, as shown and described.

**DESCRIPTION**

FIG. 1 is a front perspective view of an ornamental design for a writing instrument cap according to the present invention;

FIG. 2 is a rear elevational view thereof;

FIG. 3 is a front elevational view thereof;

FIG. 4 is a left side elevational view thereof;


FIG. 5 is a right side elevational view thereof;

FIG. 6 is a top plan view thereof; and,

FIG. 7 is a bottom plan view thereof.

The broken lines in FIGS. 1 to 5 and 7 are included to show features that form no part of the claimed design.

**1 Claim, 7 Drawing Sheets**



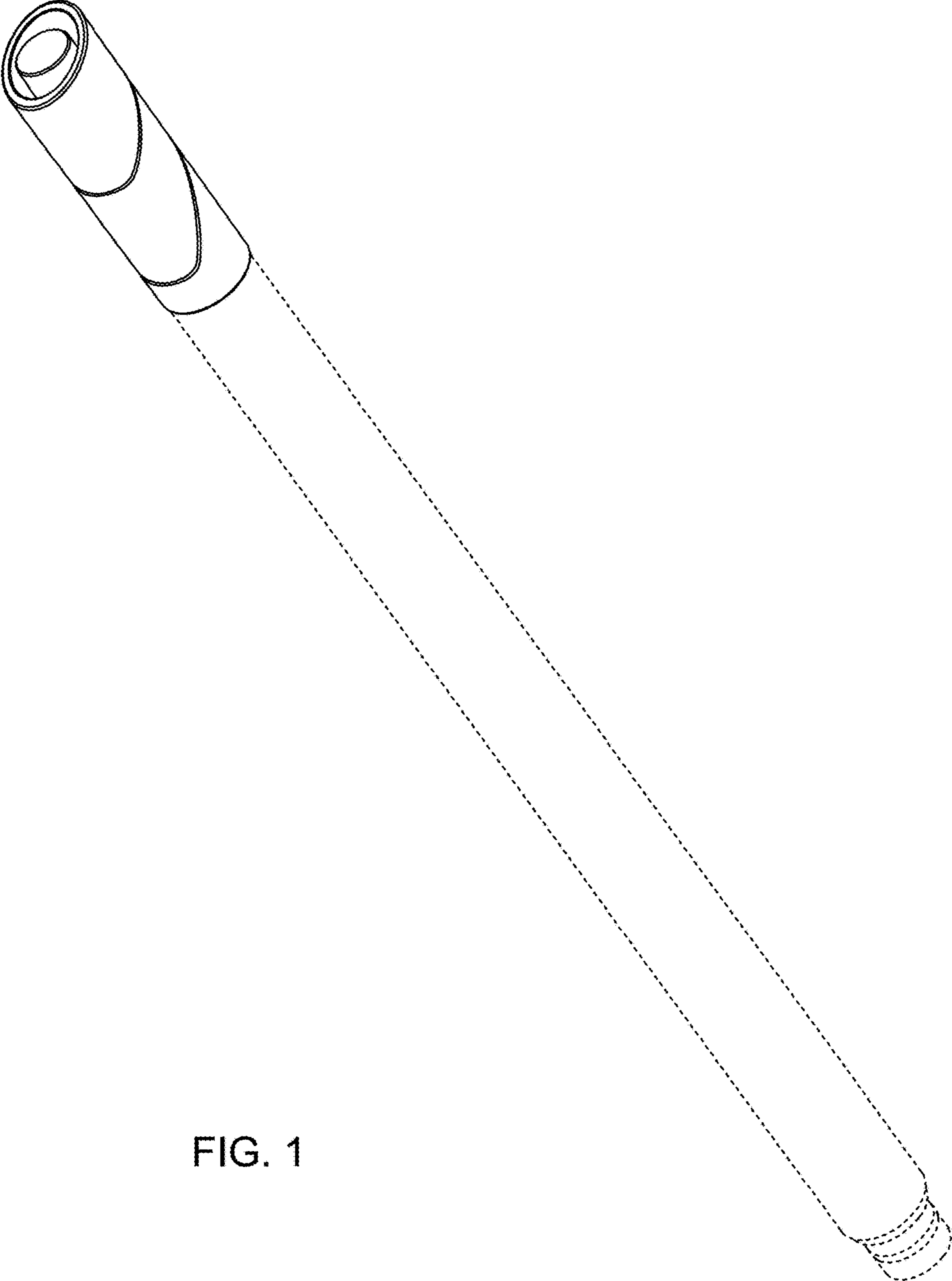


FIG. 1



FIG. 2




FIG. 3




FIG. 4




FIG. 5

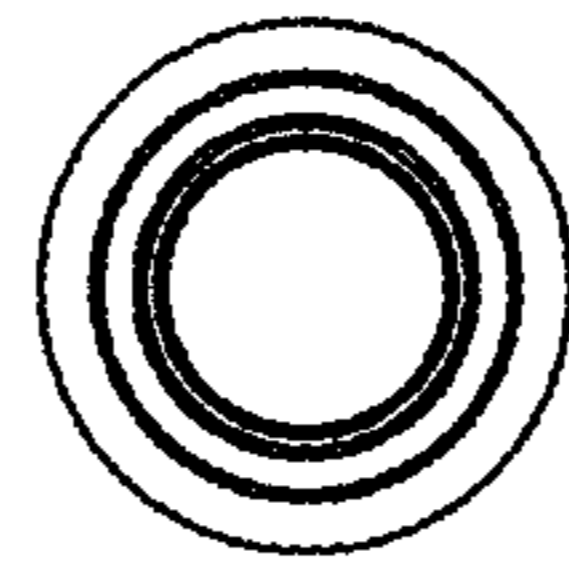


FIG. 6

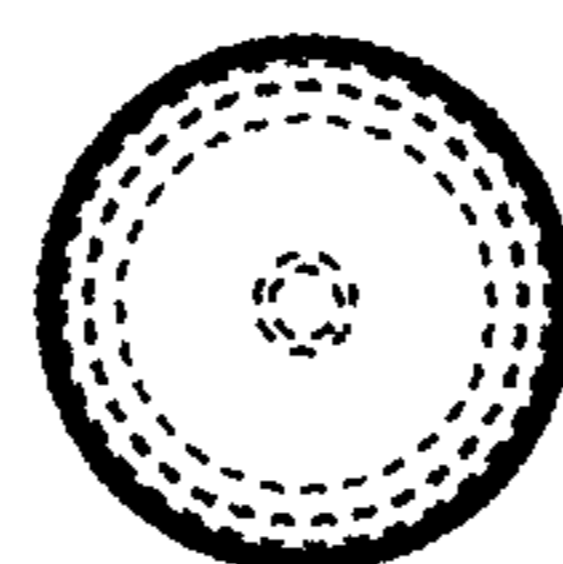


FIG. 7