



US00D791220S

(12) **United States Design Patent** (10) **Patent No.:** **US D791,220 S**
Gonzalez (45) **Date of Patent:** **** Jul. 4, 2017**

(54) **STRINGED INSTRUMENT SIMULATING A RIFLE**

(71) Applicant: **Victor Gonzalez**, Elko, NV (US)

(72) Inventor: **Victor Gonzalez**, Elko, NV (US)

(**) Term: **14 Years**

(21) Appl. No.: **29/487,558**

(22) Filed: **Apr. 9, 2014**

Related U.S. Application Data

(62) Division of application No. 29/439,443, filed on Dec. 11, 2012, now Pat. No. Des. 711,458.

(51) **LOC (10) Cl.** **17-03**

(52) **U.S. Cl.**
USPC **D17/18**

(58) **Field of Classification Search**
USPC D17/14, 18–20, 99; 84/267, 268,
84/290–293, 723; D22/103
CPC G10D 1/085
See application file for complete search history.

(56) **References Cited**

U.S. PATENT DOCUMENTS

D108,985 S *	3/1938	Pugsley	D22/103
D117,638 S *	11/1939	Pugsley	D22/103
D129,620 S *	9/1941	Tratsch	D22/103
D178,595 S *	8/1956	Cobb	D17/18
D192,032 S *	1/1962	Stoner	D22/103
D203,344 S *	12/1965	Bertschinger	D22/103
D211,409 S *	6/1968	Helland	D17/14
D212,557 S *	10/1968	Null	D17/18
D223,153 S *	3/1972	Murakami	42/76.01
D223,154 S *	3/1972	Murakami	42/76.01
D224,530 S *	8/1972	Murakami	42/76.01
D242,141 S *	11/1976	Sullivan	D22/103
D270,543 S *	9/1983	McNally	D17/19

D275,962 S *	10/1984	Harlen	D17/18
D306,455 S *	3/1990	Steinberger	D17/14
D325,593 S *	4/1992	Oates	D17/18
D441,391 S *	5/2001	Cronos	D17/14
D531,255 S *	10/2006	Garrett	D22/103
D568,377 S *	5/2008	Kim	D17/14
D671,182 S *	11/2012	Klotz	D22/103
D678,392 S *	3/2013	Emery	D17/19
D678,453 S *	3/2013	Klotz	D22/103
D711,458 S *	8/2014	Gonzalez	D17/18

OTHER PUBLICATIONS

Amazon. Custom Crafted Black Machine Gun Electric Guitar. Apr. 12, 2012 [earliest online date], [site visited Apr. 7, 2016]. Available from Internet, <URL:http://www.amazon.com/Crafted-Machine-Electric-DirectlyCheap-Translucent/dp/B007GYTRKM>.*

* cited by examiner

Primary Examiner — Robert M Spear
Assistant Examiner — Darcey E Heflin
(74) *Attorney, Agent, or Firm* — QuickPatents, LLC;
Kevin Prince

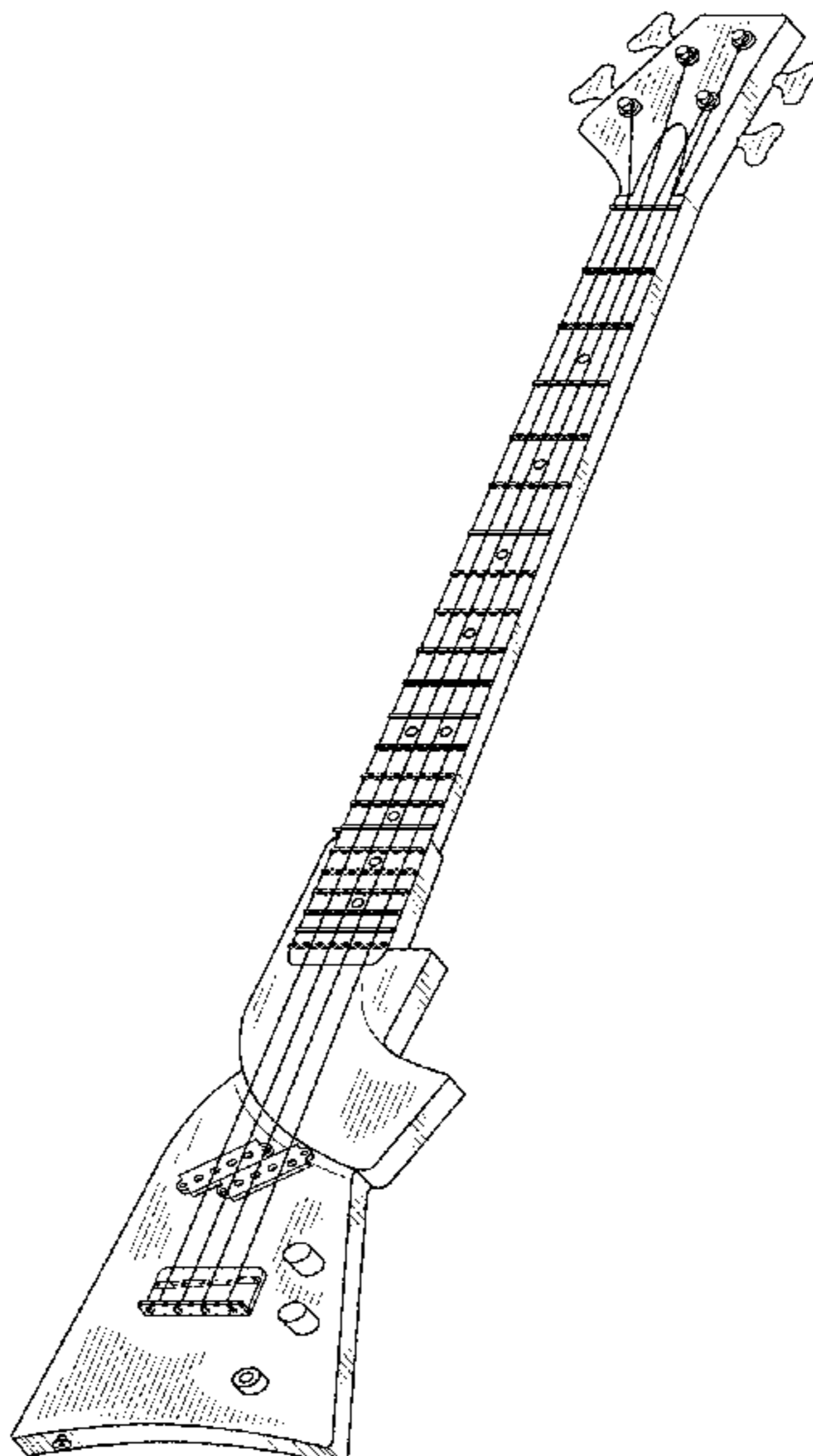
(57) **CLAIM**

I claim the ornamental design for a stringed instrument simulating a rifle, as shown and described.

DESCRIPTION

FIG. 1 is a perspective view of a stringed instrument simulating a rifle, showing my new design; FIG. 2 is a front elevational view thereof; FIG. 3 is a rear elevational view thereof; FIG. 4 is a left-side elevational view thereof; FIG. 5 is a right-side elevational view thereof; FIG. 6 is a top plan view thereof; and, FIG. 7 is a bottom plan view thereof.

1 Claim, 3 Drawing Sheets



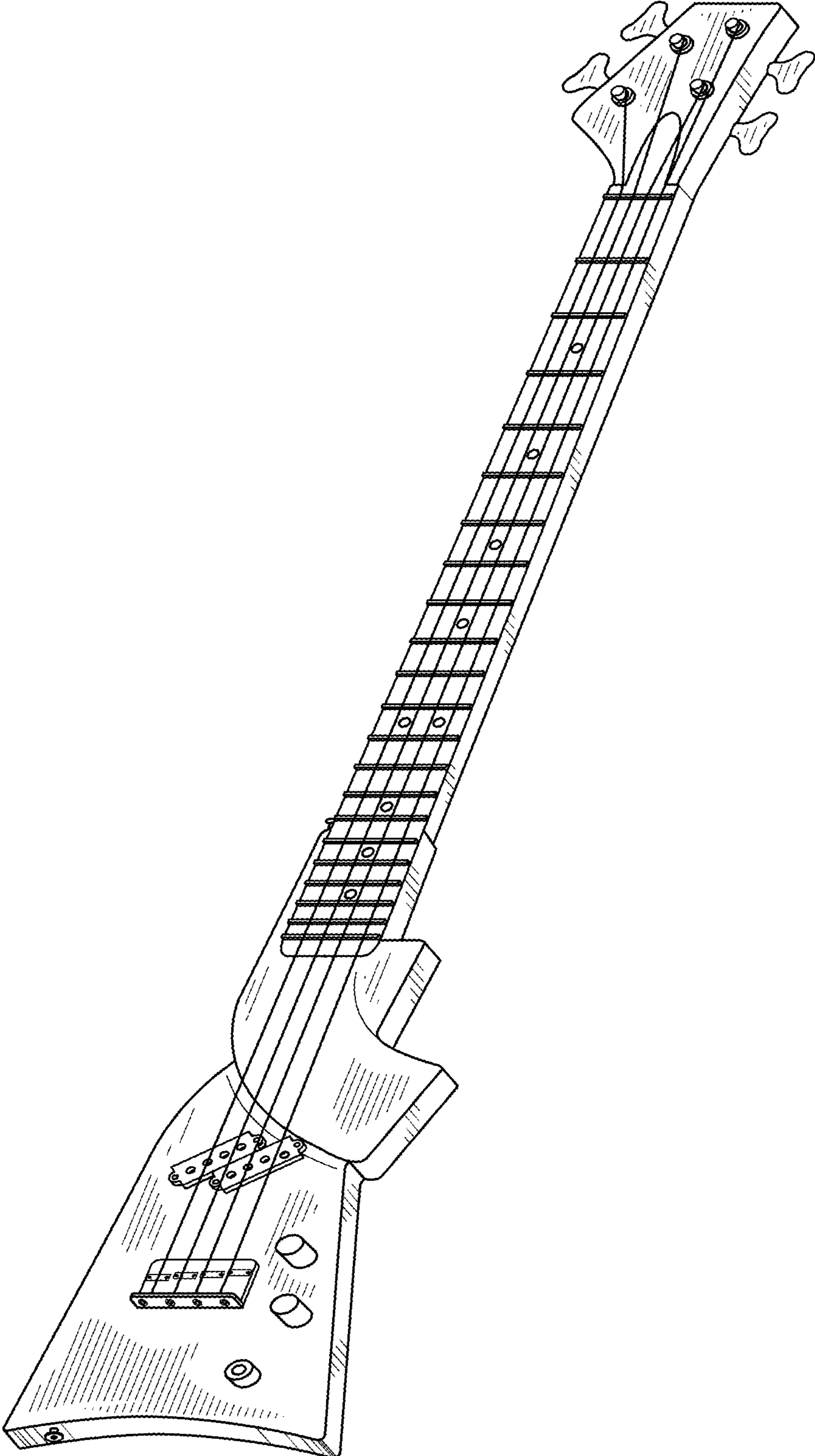


FIG. 1

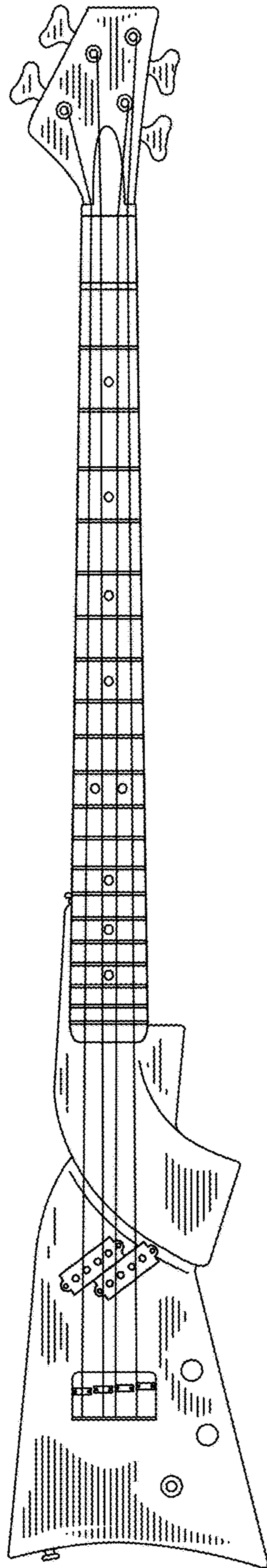


FIG. 2

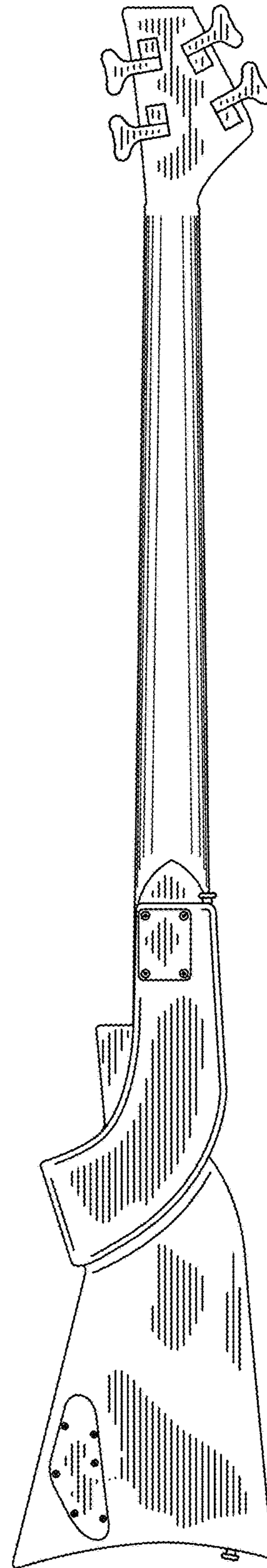


FIG. 3

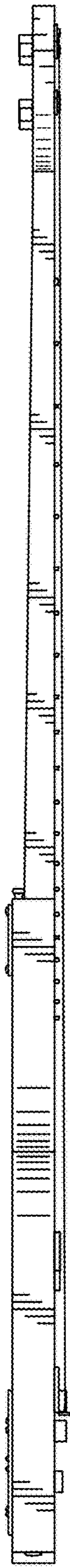


FIG. 4

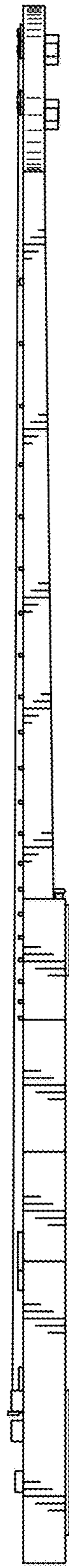


FIG. 5

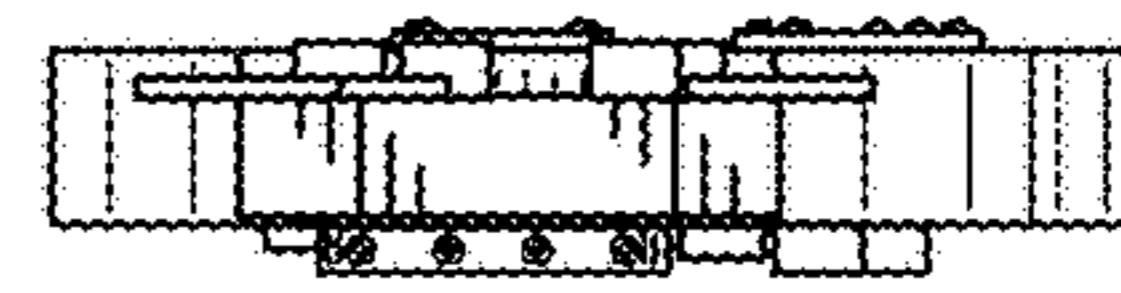


FIG. 6




FIG. 7