



US00D791199S

(12) **United States Design Patent** (10) **Patent No.:** **US D791,199 S**
Kim et al. (45) **Date of Patent:** **** Jul. 4, 2017**

(54) **REFRIGERATOR**

2317/0664; F25D 2321/147; F25D 2323/02; F25D 2323/023

See application file for complete search history.

(71) Applicant: **Samsung Electronics Co., Ltd.**,
Suwon-si (KR)

(56) **References Cited**

(72) Inventors: **Kisoo Kim**, Gunpo-si (KR); **Dajeong Kim**, Seoul (KR); **Junkyo Lee**,
Seongnam-si (KR)

U.S. PATENT DOCUMENTS

(73) Assignee: **SAMSUNG ELECTRONICS CO., LTD.**, Suwon-si (KR)

D692,033	S	*	10/2013	Choi	D15/86
D714,839	S	*	10/2014	Jeon	D15/86
D727,375	S	*	4/2015	You	D15/86
D730,413	S	*	5/2015	Jeon	D15/86
D734,373	S	*	7/2015	Hwang	D15/86
D735,782	S	*	8/2015	Hwang	D15/86
D742,941	S	*	11/2015	Choi	D15/86
D747,368	S	*	1/2016	Kim	D15/85
D760,819	S	*	7/2016	Lee	D15/86
D761,333	S	*	7/2016	Lee	D15/86
D761,334	S	*	7/2016	Lee	D15/86
D771,724	S	*	11/2016	Jeon	D15/86
D773,538	S	*	12/2016	Jeon	D15/86

(**) Term: **15 Years**

* cited by examiner

(21) Appl. No.: **29/567,385**

(22) Filed: **Jun. 8, 2016**

Primary Examiner — Ian Simmons

Assistant Examiner — Khawaja Anwar

(30) **Foreign Application Priority Data**

Dec. 24, 2015 (KR) 30-2015-0066229

(74) *Attorney, Agent, or Firm* — Cantor Colburn LLP

(51) **LOC (10) Cl.** **15-07**

(57) **CLAIM**

(52) **U.S. Cl.**
USPC **D15/86**

The ornamental design for a refrigerator, as shown and described.

(58) **Field of Classification Search**

DESCRIPTION

USPC D15/79-91

CPC F25D 25/025; F25D 23/028; F25D

2323/024; F25D 23/00; F25D 23/02;

F25D 2323/021; F25D 23/065; F25D

11/00; F25D 2201/14; F25D 23/021;

F25D 23/025; F25D 23/04; F25D 27/00;

F25D 23/062; F25D 23/067; F25D

2400/18; F25D 23/08; F25D 23/085;

F25D 2500/02; F25D 25/00; F25D

25/005; F25D 25/022; F25D 25/024;

F25D 17/047; F25D 2317/041; F25D

2317/04131; F25D 2317/043; F25D

FIG. 1 is a perspective view of a refrigerator, showing our new design;

FIG. 2 is a front view thereof;

FIG. 3 is a rear view thereof;

FIG. 4 is a side view thereof;

FIG. 5 is another side view thereof;

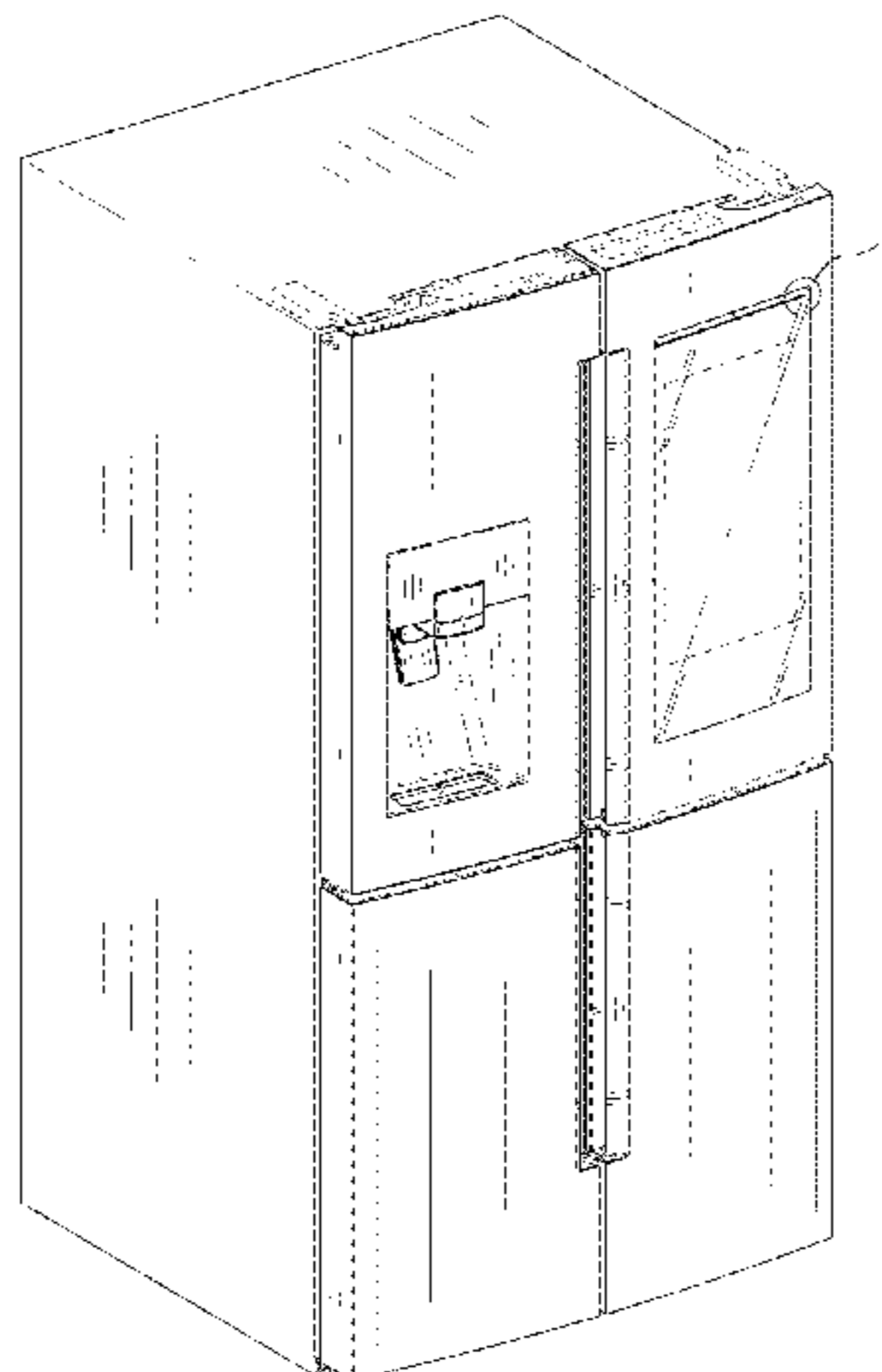
FIG. 6 is a top view thereof;

FIG. 7 is a bottom view thereof; and,

FIG. 8 is an enlarged view of the encircled portion 8 shown in FIG. 1.

The broken lines illustrating portions of the refrigerator form no part of the claimed design.

(Continued)



The dot-dot-dash broken lines encircling enlargement portions of the design form no part of the claimed design.

1 Claim, 8 Drawing Sheets

FIG. 1

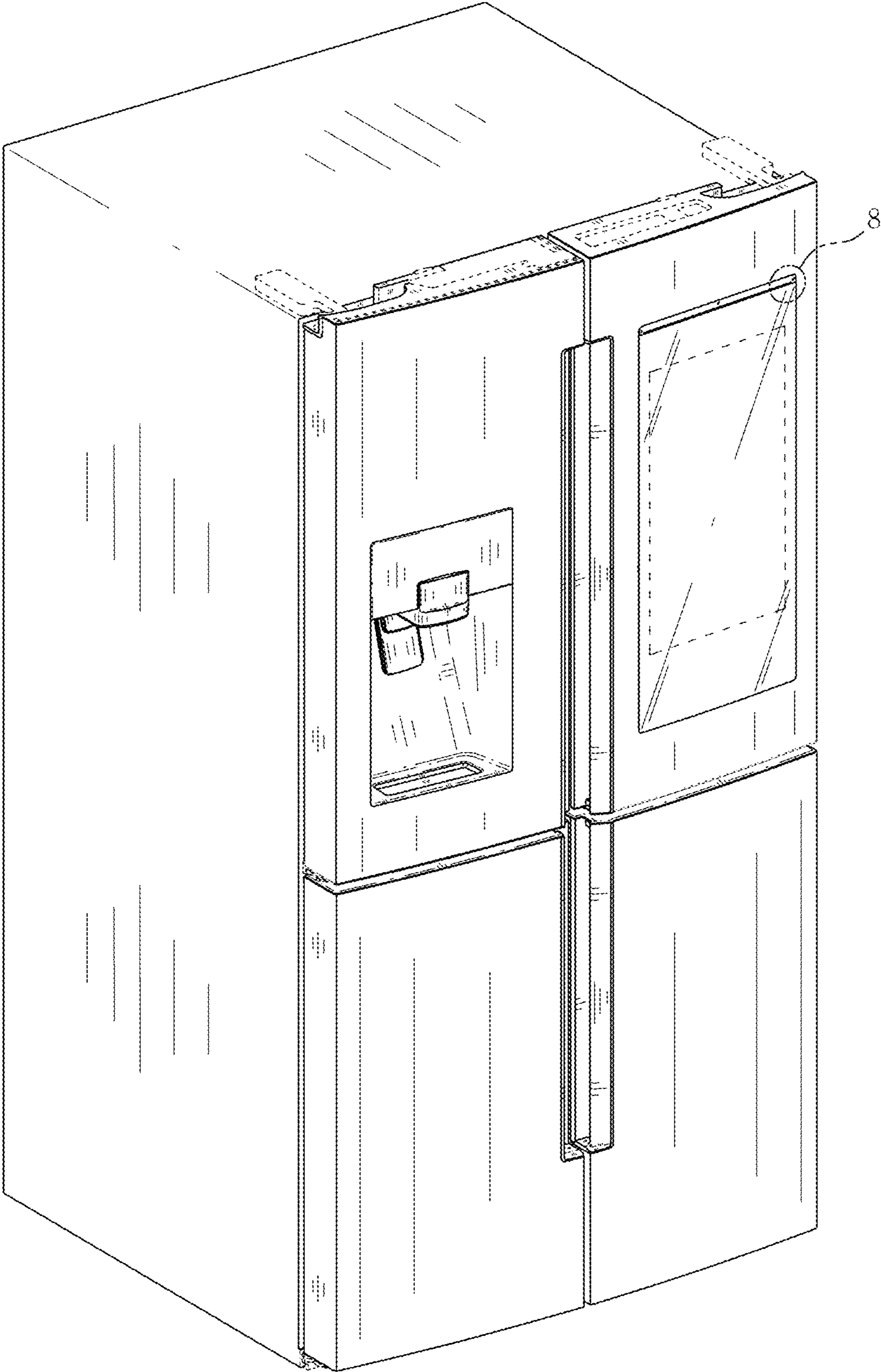


FIG. 2

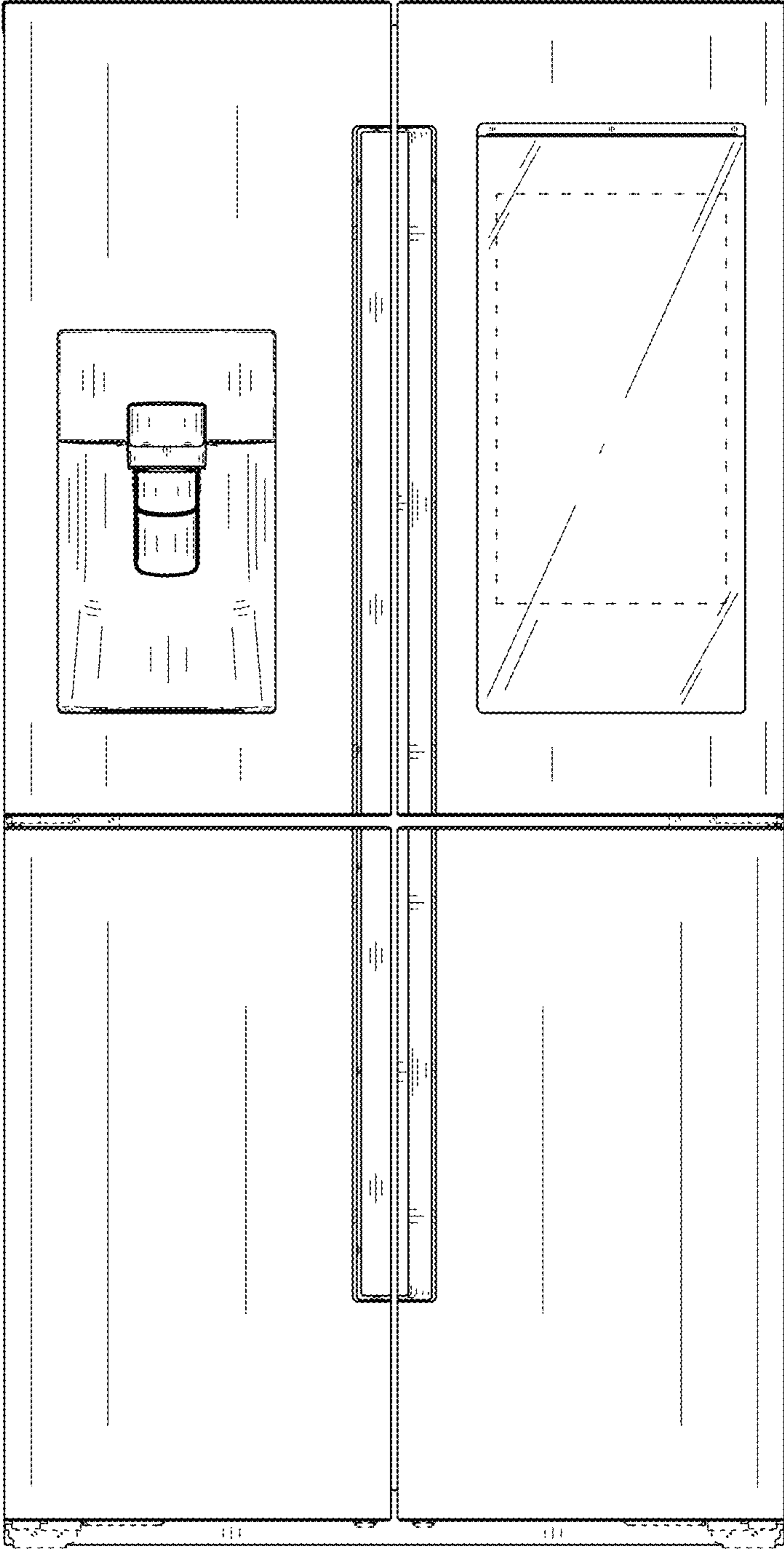


FIG. 3




FIG. 4

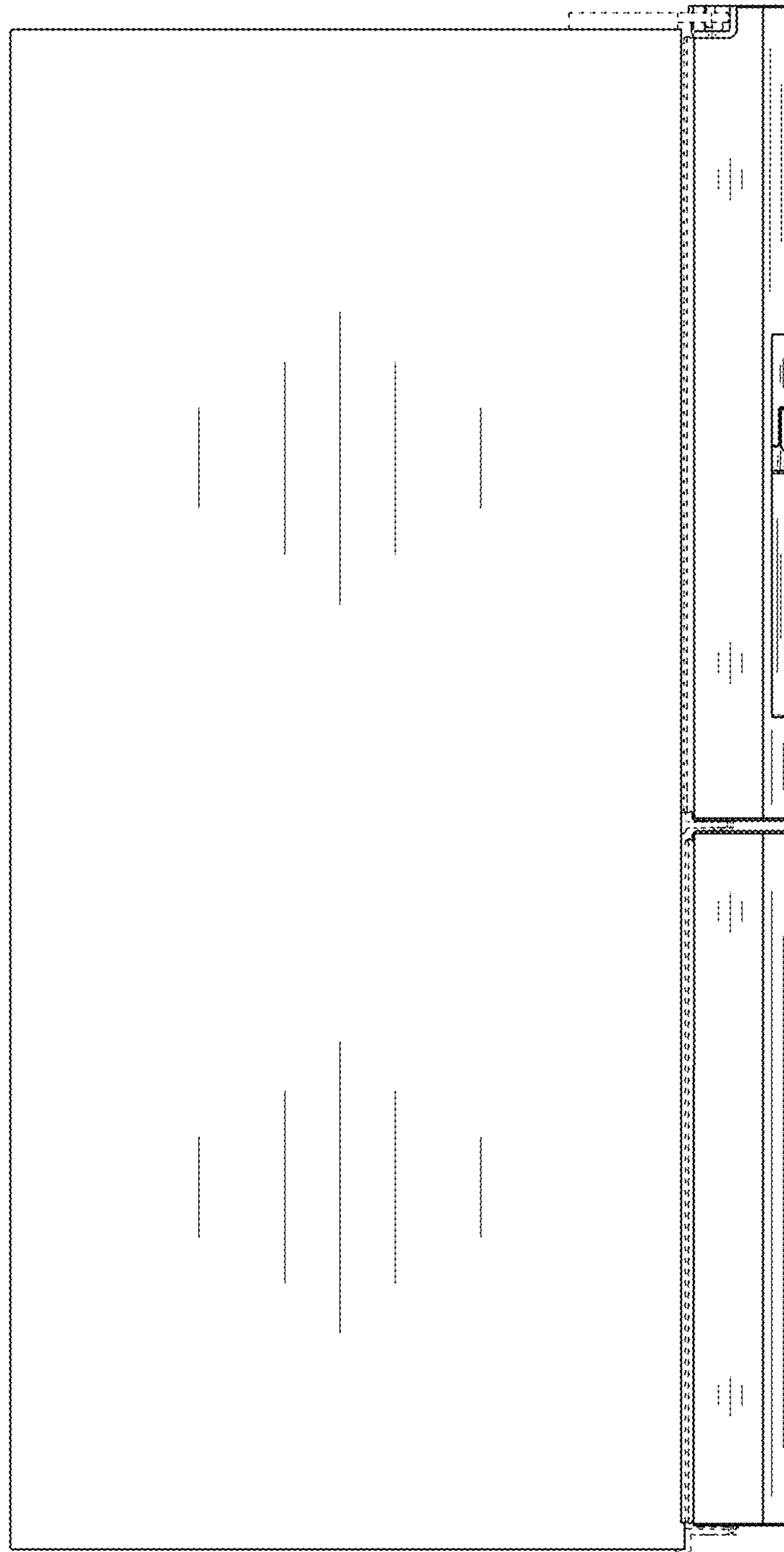


FIG. 5

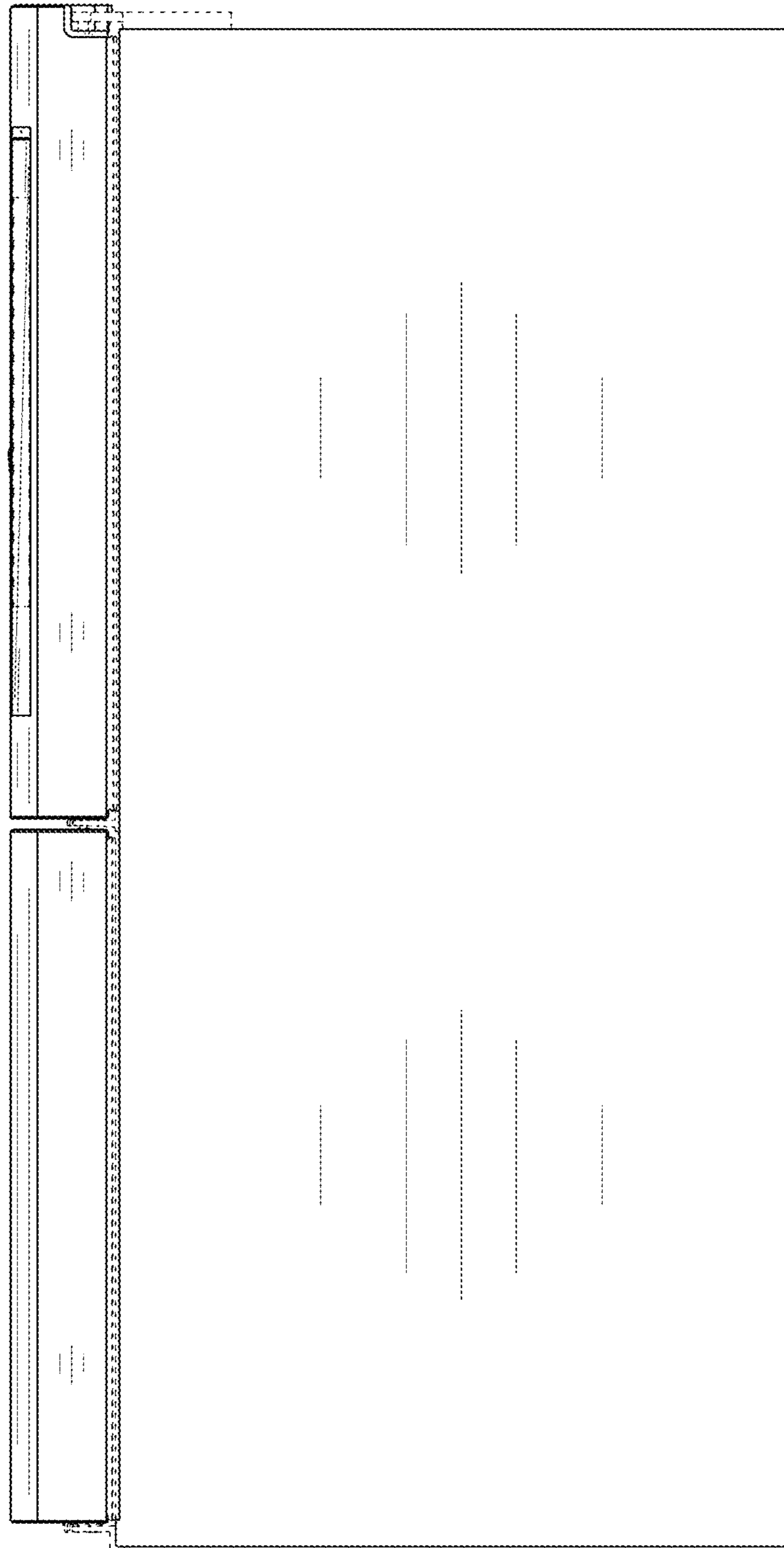


FIG. 6

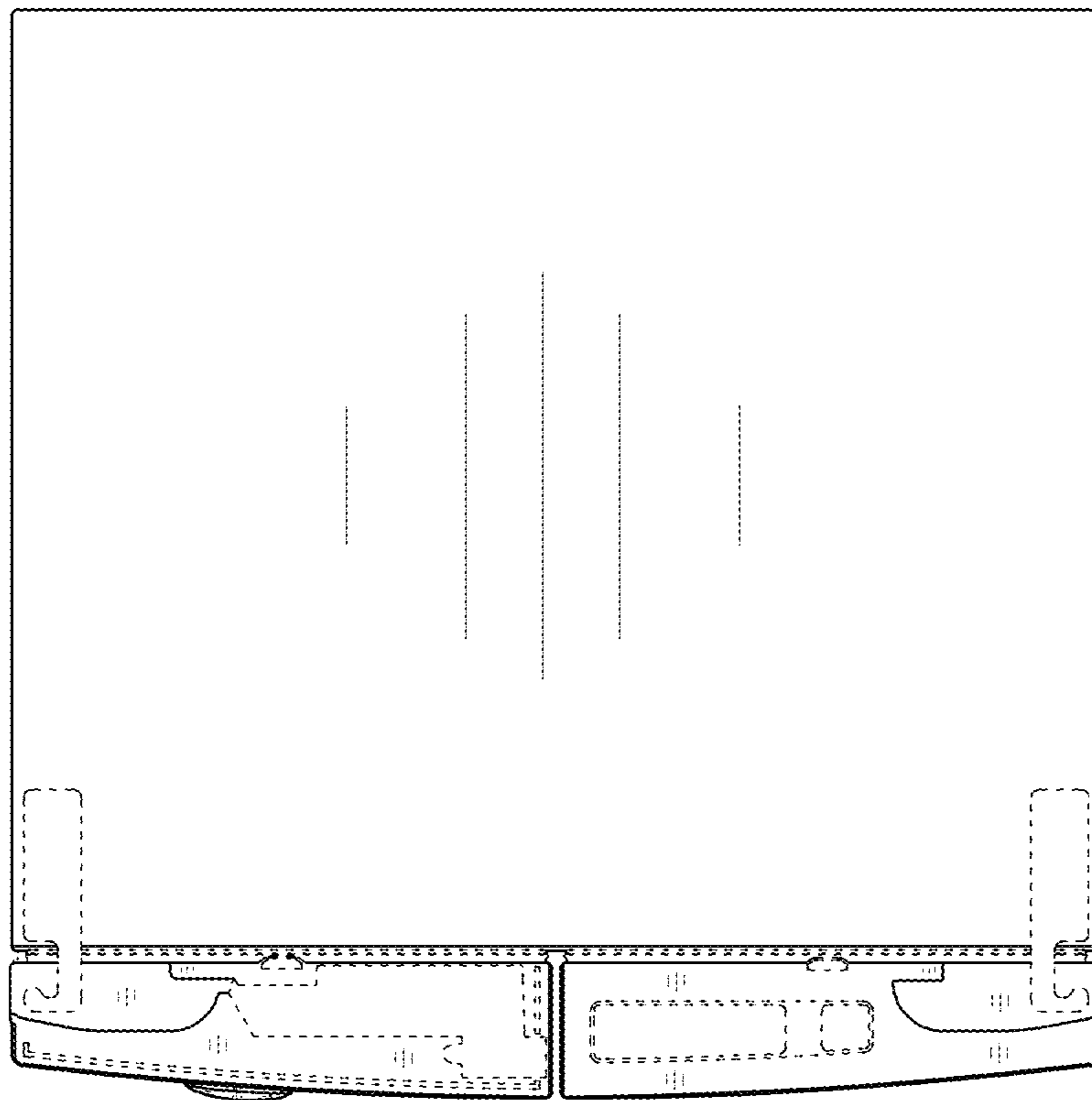


FIG. 7

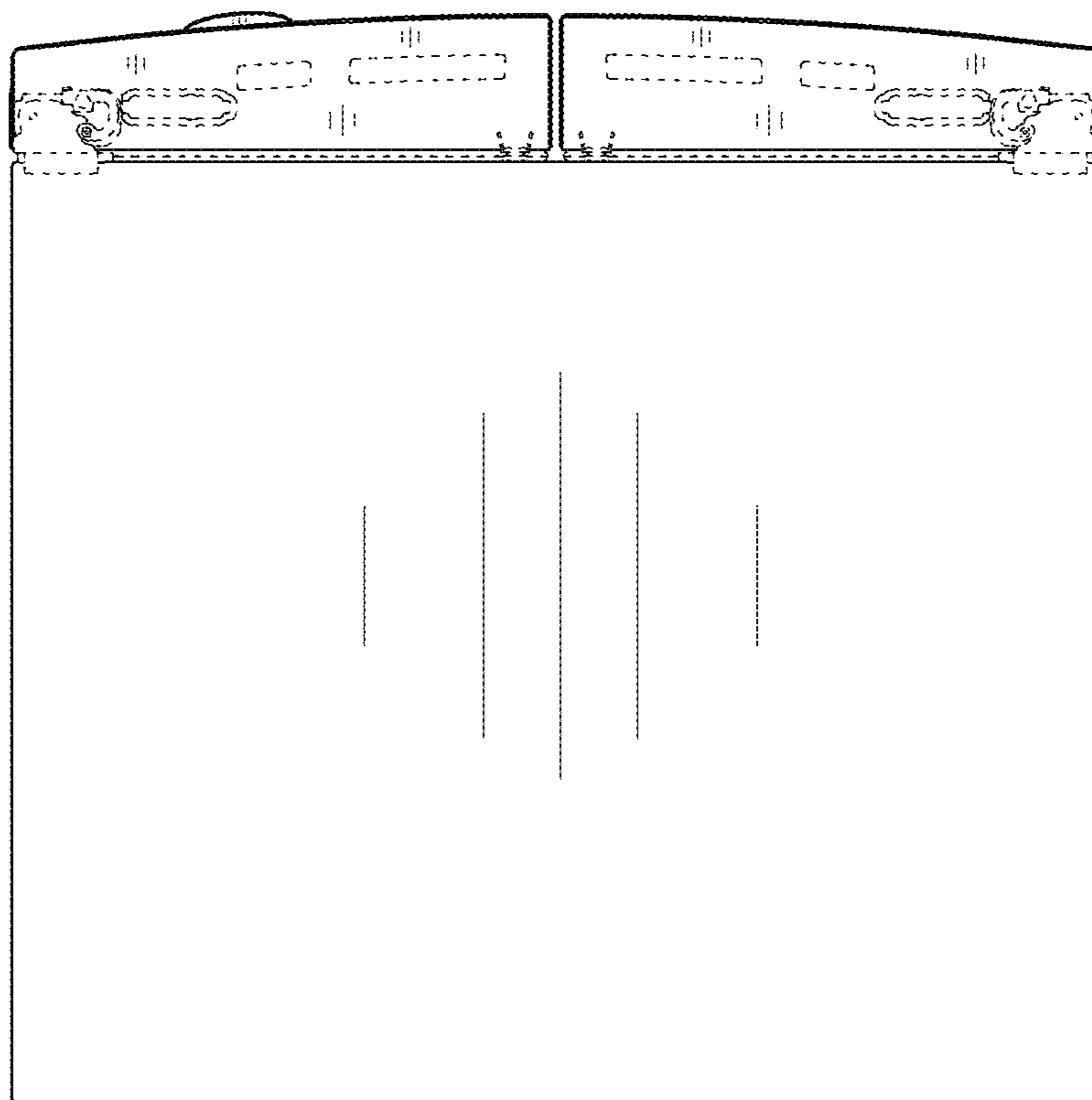


FIG. 8

