



US00D791177S

(12) **United States Design Patent** (10) **Patent No.:** **US D791,177 S**
Sakuma (45) **Date of Patent:** **** Jul. 4, 2017**

(54) **DISPLAY SCREEN WITH GRAPHICAL USER INTERFACE**

(71) Applicant: **FUJIFILM CORPORATION**, Tokyo (JP)

(72) Inventor: **Nanae Sakuma**, Tokyo (JP)

(73) Assignee: **FUJIFILM Corporation**, Tokyo (JP)

(**) Term: **14 Years**

(21) Appl. No.: **29/518,790**

(22) Filed: **Feb. 27, 2015**

(30) **Foreign Application Priority Data**

Sep. 1, 2014 (JP) 2014-019222

(51) **LOC (10) Cl.** **14-04**

(52) **U.S. Cl.**
USPC **D14/489**

(58) **Field of Classification Search**
USPC D14/485-495
CPC G06F 3/04817; G06F 3/0482
See application file for complete search history.

(56) **References Cited**

U.S. PATENT DOCUMENTS

D503,721 S * 4/2005 Peter D14/489
D606,552 S * 12/2009 Kocmick D14/492
D667,452 S * 9/2012 Wujcik D14/491
D667,457 S * 9/2012 Wujcik D14/492
D676,868 S * 2/2013 Wagner D14/489
D706,299 S * 6/2014 Ma D14/492
D722,080 S * 2/2015 Sano D14/489
D730,938 S * 6/2015 Ma D14/491
D731,539 S * 6/2015 Omata D14/489

D746,864 S * 1/2016 Dellinger D14/492
D749,632 S * 2/2016 Park D14/489
D750,105 S * 2/2016 Leighton D14/485
2015/0033129 A1* 1/2015 Cho G06F 3/0488
715/728
2015/0077502 A1* 3/2015 Jordan H04N 7/142
348/14.03

OTHER PUBLICATIONS

Decision of Refusal, dated Apr. 8, 2015, issued in corresponding JP Application No. 2014-019222, 5 pages in English and Japanese with newly translated p. 1 of the JP Action showing the mailing date and an annotated p. 4 marked to show the mailing date on p. 1 of the Japanese Action.
Notification of Reasons for Refusal, mailed Jan. 14, 2015, issued in corresponding JP Application No. 2014-019222, 9 pages in English and Japanese with annotated p. 5 showing the mailing date on the JP Action.

* cited by examiner

Primary Examiner — Richelle G Shelton
(74) *Attorney, Agent, or Firm* — Sughrue Mion, PLLC

(57) **CLAIM**

The ornamental design for a display screen with graphical user interface, as shown and described.

DESCRIPTION

FIG. 1 front elevational view of a display screen with graphical user interface showing my new design; FIG. 2 is an enlarged view of the display screen; and, FIG. 3 is an enlarged view as defined between arrowheads III-III of FIG. 2.

The broken lines showing the display screen and remainder of the graphical user interface form no part of the claimed design.

1 Claim, 3 Drawing Sheets




FIG. 1




FIG. 2

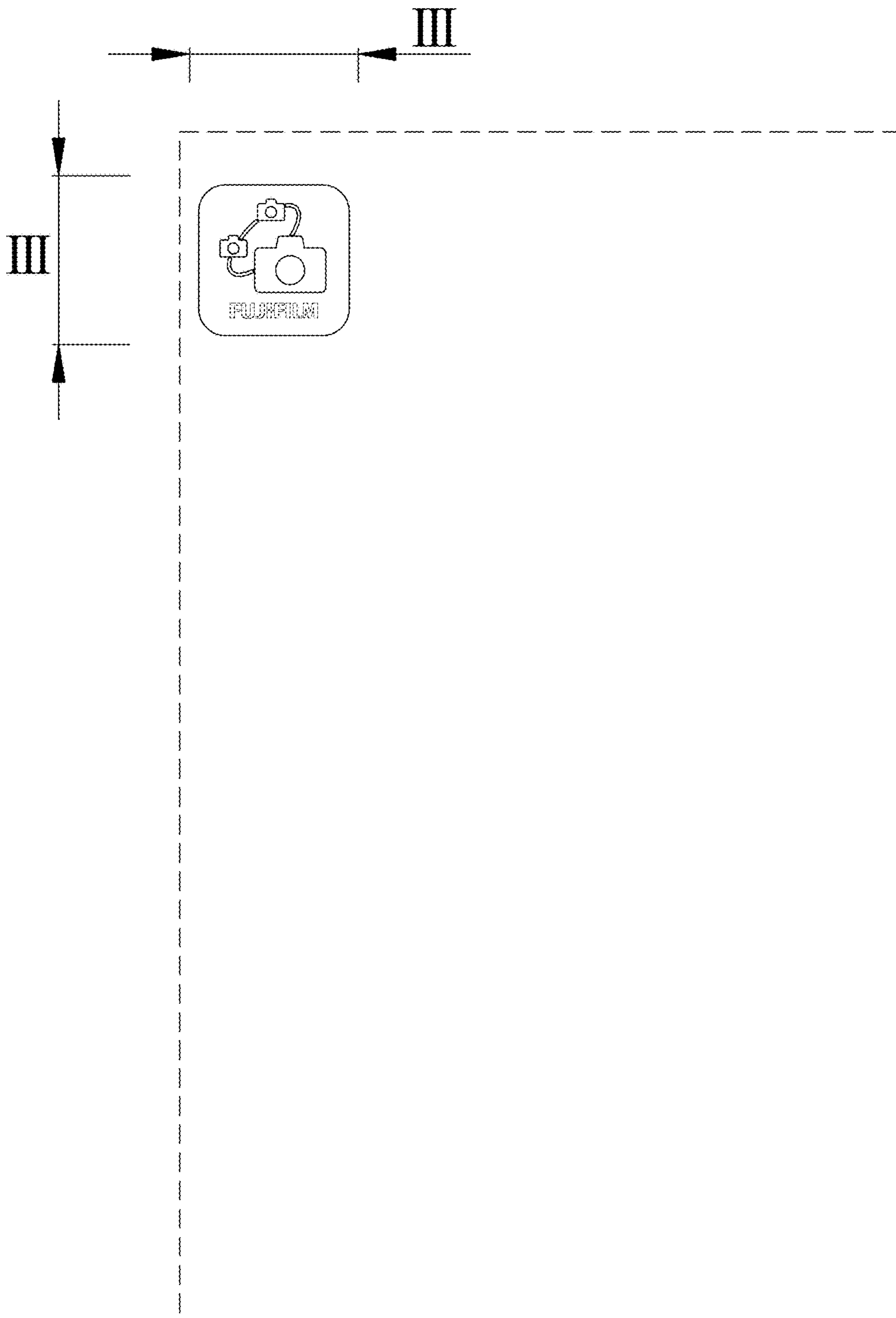


FIG. 3

