



US00D791147S

(12) **United States Design Patent** (10) **Patent No.:** **US D791,147 S**
Binne (45) **Date of Patent:** **** Jul. 4, 2017**

(54) **DISPLAY SCREEN WITH GRAPHICAL USER INTERFACE**

(71) Applicant: **Spoods GmbH**, Berlin (DE)

(72) Inventor: **Carsten Binne**, Hamburg (DE)

(73) Assignee: **SPOODS GMBH**, Berlin (DE)

(*) Notice: This patent is subject to a terminal disclaimer.

(**) Term: **15 Years**

(21) Appl. No.: **29/541,607**

(22) Filed: **Oct. 6, 2015**

(30) **Foreign Application Priority Data**

Apr. 9, 2015 (EM) 002677559-0001

(51) **LOC (10) Cl.** **14-04**

(52) **U.S. Cl.**
USPC **D14/485**

(58) **Field of Classification Search**
USPC D14/485-495
CPC .. G06F 3/048; G06F 3/04842; G06F 3/04847;
G06F 3/0481; G06F 17/211; G06F
17/212

See application file for complete search history.

(56) **References Cited**

U.S. PATENT DOCUMENTS

D557,272 S *	12/2007	Glaser	D14/487
D687,456 S *	8/2013	Holz	D14/486
D687,458 S *	8/2013	Philopoulos	D14/486
D690,726 S *	10/2013	Thomsen	D14/487
D690,727 S *	10/2013	Thomsen	D14/487
D716,330 S *	10/2014	Chen	D14/486
D727,936 S *	4/2015	Prajapati	D14/486

D737,840 S *	9/2015	Omiya	D14/486
D751,106 S *	3/2016	Chetan	D14/486
D754,709 S *	4/2016	Wielgosz	D14/487
D754,710 S *	4/2016	Dong	D14/487
D763,898 S *	8/2016	Raykovich	D14/486
D768,684 S *	10/2016	Binder	D14/486
D771,100 S *	11/2016	Min	D14/486
D771,672 S *	11/2016	Tanabe	G06F 11/32 D14/486
D772,915 S *	11/2016	Evnin	D14/486
D774,061 S *	12/2016	Wu	D14/486
D774,540 S *	12/2016	Gopalan	D14/487
D775,652 S *	1/2017	Hoang	D14/486
D776,156 S *	1/2017	Oh	D14/492
D777,178 S *	1/2017	Kwak	D14/485
D777,201 S *	1/2017	Li	D14/488
D777,208 S *	1/2017	Oh	D14/492
2004/0268261 A1 *	12/2004	Elliott	G06F 9/4443 715/716
2008/0180394 A1 *	7/2008	Yun	G06F 3/0481 345/157

(Continued)

Primary Examiner — Darlington Ly

Assistant Examiner — Daniel J Domino

(74) *Attorney, Agent, or Firm* — Duane Morris LLP; J. Rodman Steele, Jr.; Gregory M. Lefkowitz

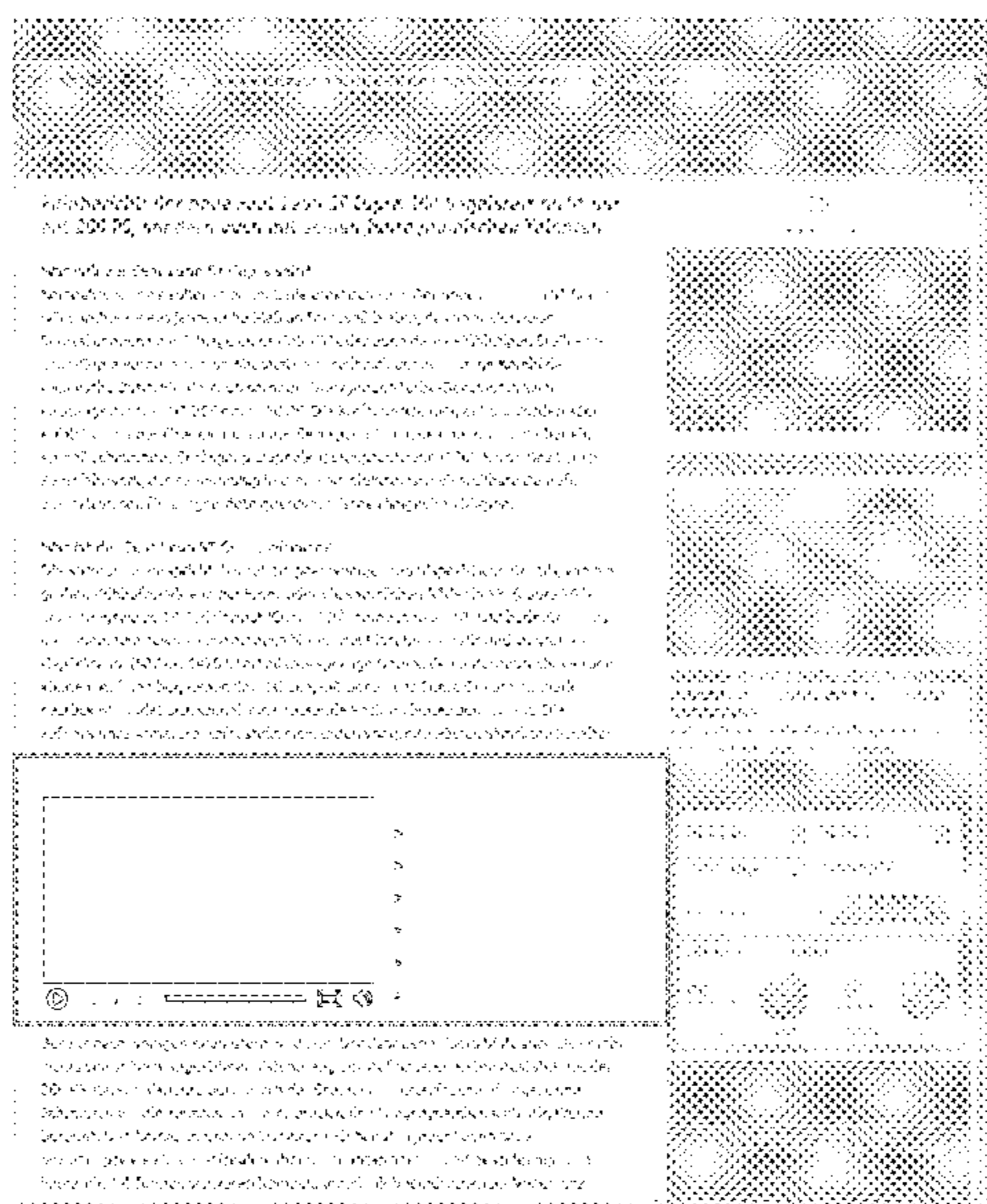
(57) **CLAIM**

The ornamental design for a display screen with graphical user interface, as shown and described.

DESCRIPTION

FIG. 1 is a front view of a display screen or portion thereof with graphical user interface showing my new design; and, FIG. 2 is a close-up of the claimed portion of my new design. The elements illustrated in a halftone effect to which exist outside of the double broken line periphery are for the purpose of illustrating portions of the article and form no part of the claimed design.

1 Claim, 2 Drawing Sheets



(56)

References Cited

U.S. PATENT DOCUMENTS

2011/0161811 A1* 6/2011 Choi G11B 19/025
715/702
2015/0227961 A1* 8/2015 Chetan G06Q 30/0242
705/14.41

* cited by examiner

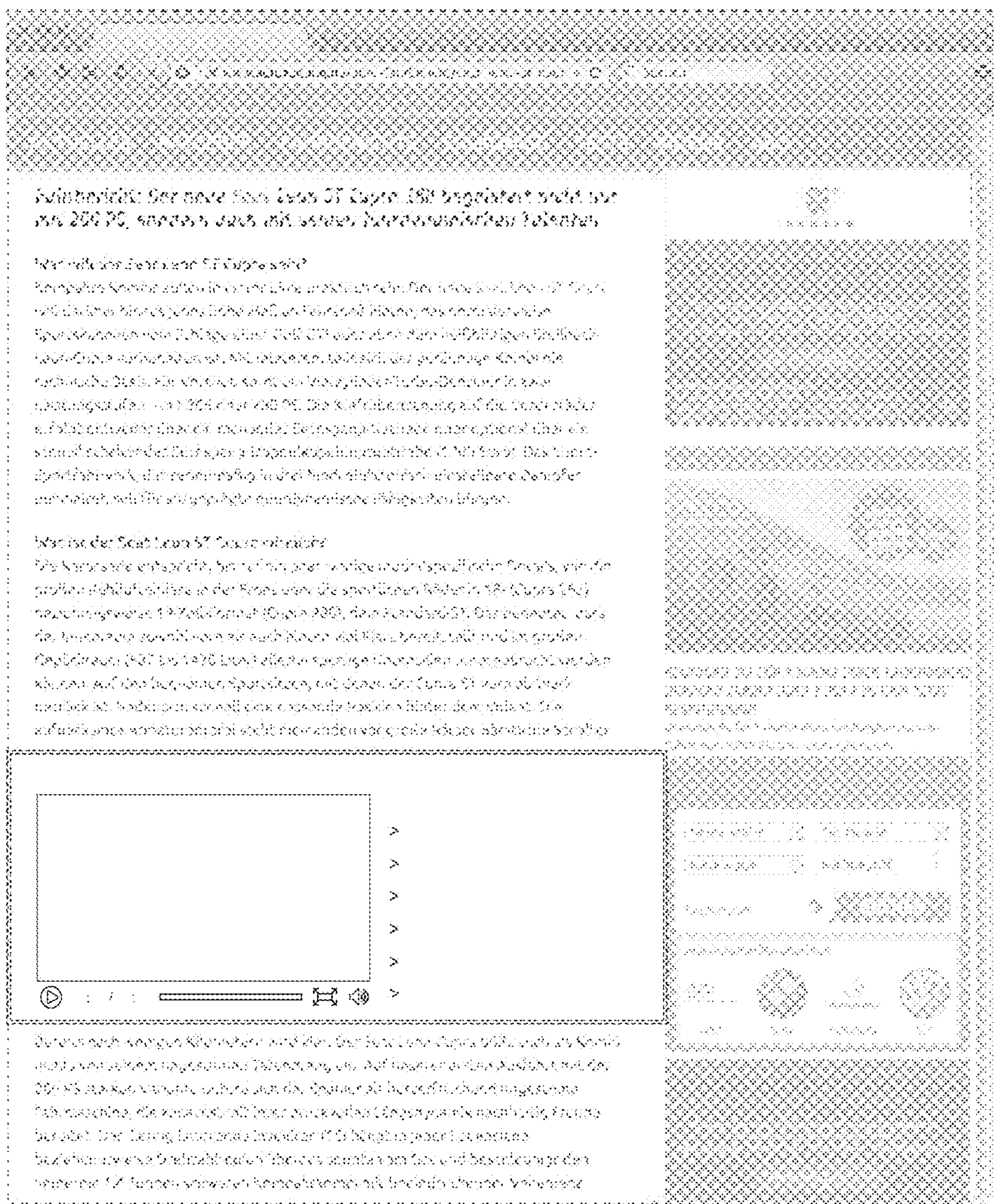


Fig. 1

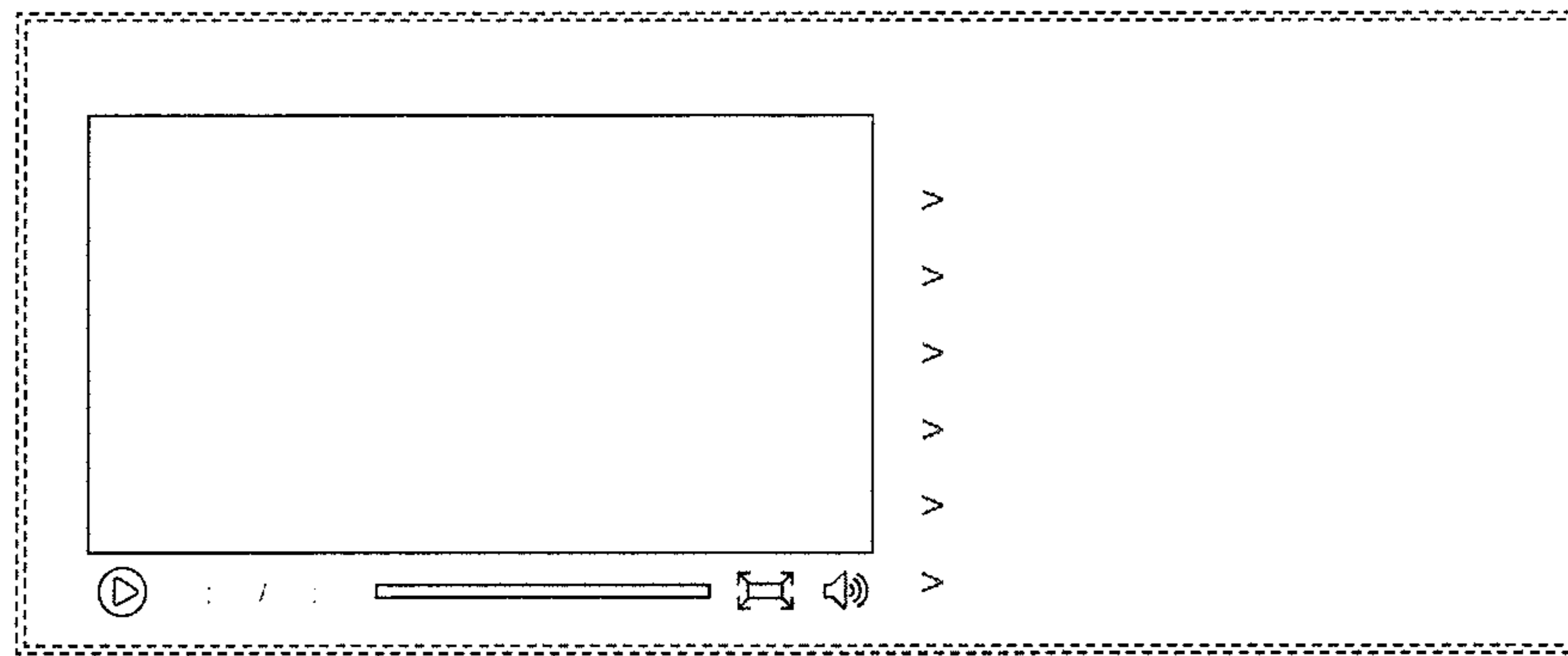


Fig. 2