



US00D791121S

(12) **United States Design Patent**
Collins et al.

(10) **Patent No.:** **US D791,121 S**
(45) **Date of Patent:** **** Jul. 4, 2017**

(54) **TABLET COMPUTER**

(71) Applicant: **Intel Corporation**, Santa Clara, CA (US)

(72) Inventors: **David M. Collins**, San Francisco, CA (US); **Douglas Satzger**, Menlo Park, CA (US); **Michael Aaron Hyde**, San Francisco, CA (US)

(73) Assignee: **Intel Corporation**, Santa Clara, CA (US)

(**) Term: **15 Years**

(21) Appl. No.: **29/505,634**

(22) Filed: **Dec. 26, 2015**

(51) **LOC (10) Cl.** **14-02**

(52) **U.S. Cl.**
USPC **D14/341**

(58) **Field of Classification Search**
USPC D14/432, 447, 341-347, 138 R, 138 G, D14/248; D6/524; D19/65, 90; D18/6; D10/50, 65, 104.1
CPC F16M 11/20; F16M 13/00; A63H 33/3016; G06F 1/1613; G06F 1/1647; G06F 1/1641; G06F 3/04883; G06F 3/0486; G06F 3/04847; G06F 1/1652; H04M 1/0279; H04M 1/0281; H04M 1/0283
See application file for complete search history.

(56) **References Cited**

U.S. PATENT DOCUMENTS

D641,352 S * 7/2011 Flagiello D14/341
D681,583 S * 5/2013 Park D14/138 G
D684,967 S * 6/2013 Flagiello D14/341
D691,104 S * 10/2013 Park D14/138 G

D701,201 S * 3/2014 Jiang D14/341
D705,775 S * 5/2014 Canizares D14/341
D714,286 S * 9/2014 Kim D14/341
D722,050 S * 2/2015 Moradian D14/341
D745,855 S * 12/2015 Chu D14/138 G
D746,279 S * 12/2015 Bajwa D14/341
D746,280 S * 12/2015 Bajwa D14/341
D755,175 S * 5/2016 Bajwa D14/341

* cited by examiner

Primary Examiner — Barbara Fox

(74) *Attorney, Agent, or Firm* — Patent Capital Group

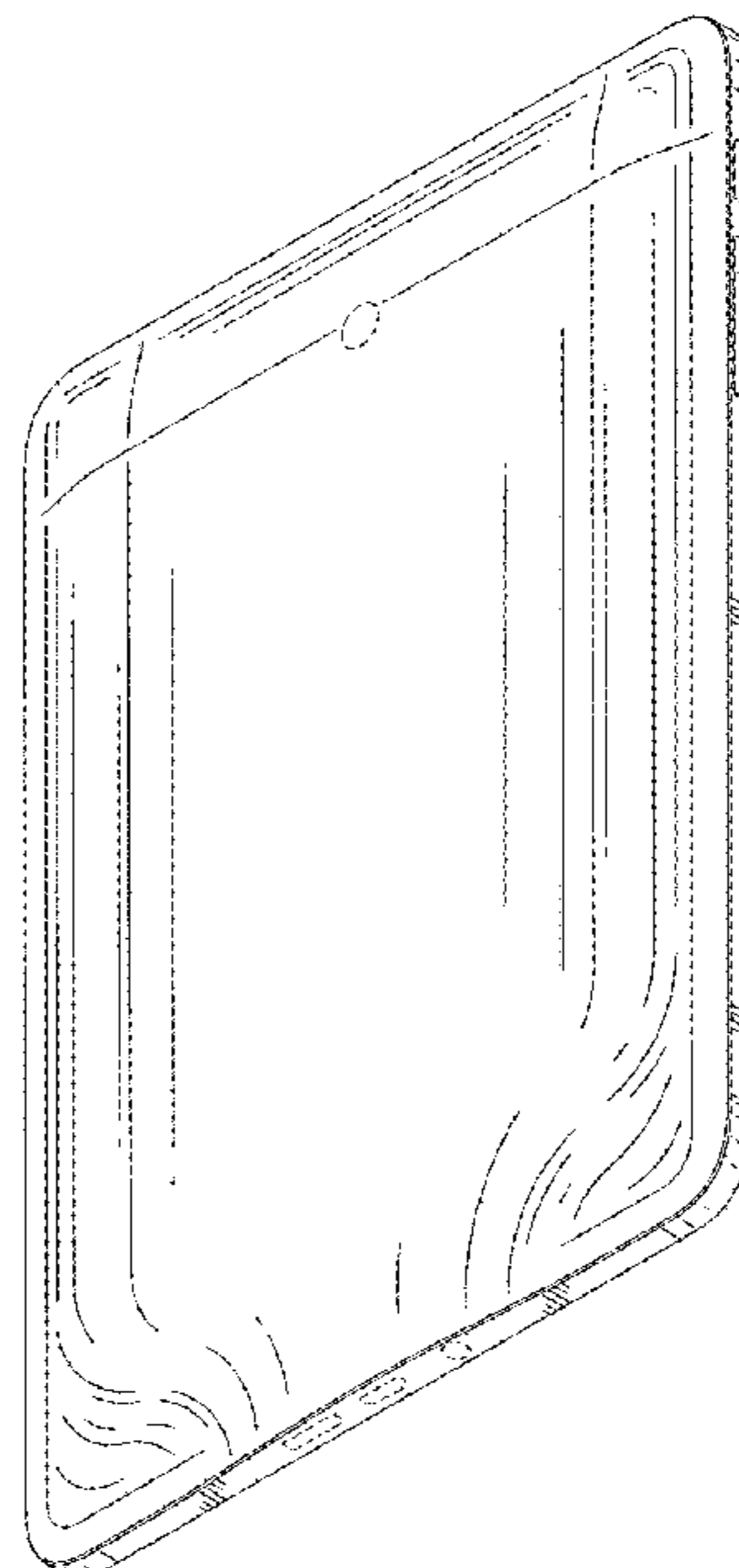
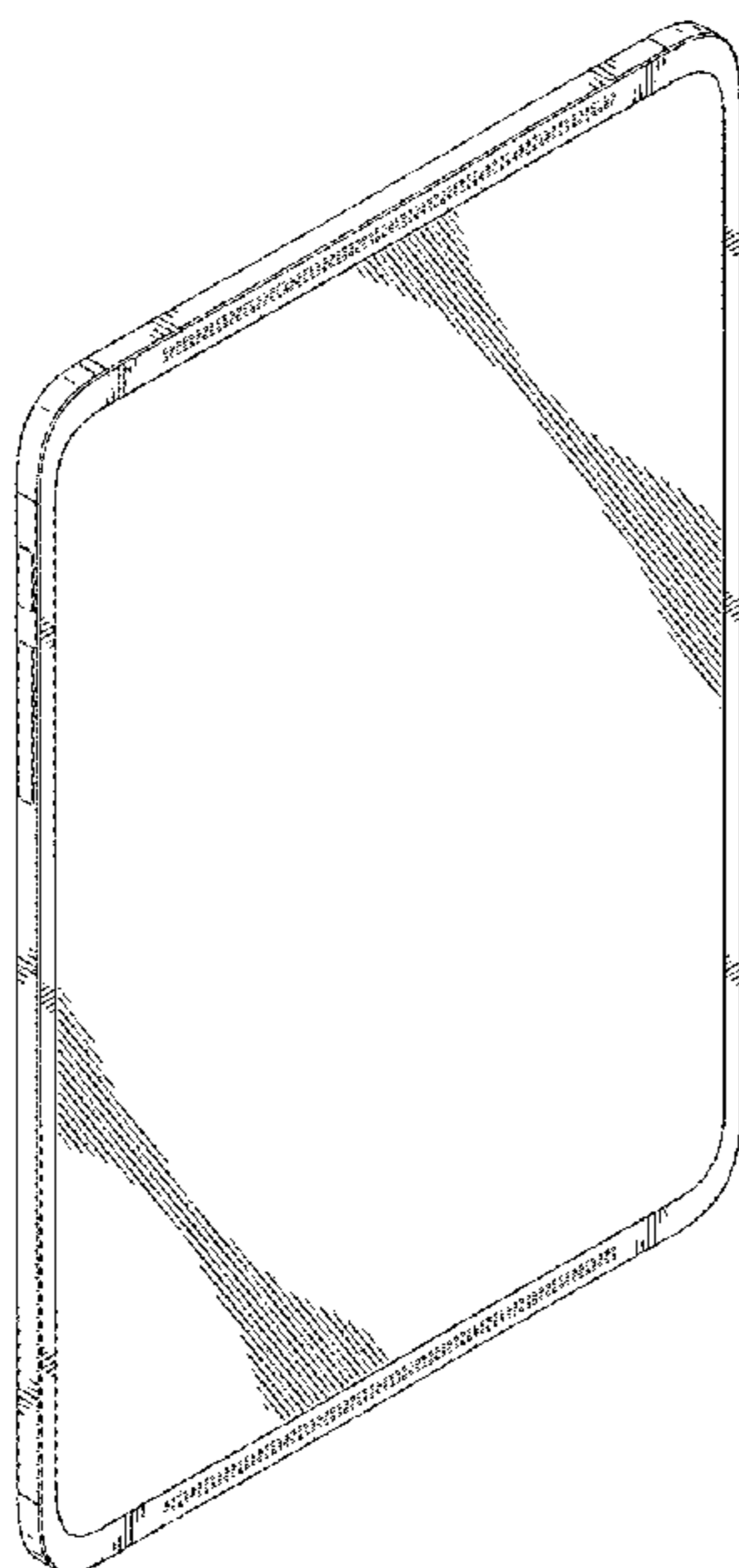
(57) **CLAIM**

The ornamental design for a tablet computer, as shown and described.

DESCRIPTION

FIG. 1 is a front perspective view of a tablet computer in accordance with the new design.
FIG. 2 is a front view thereof.
FIG. 3 is a back view thereof.
FIG. 4 is a first side view thereof.
FIG. 5 is a second side view thereof.
FIG. 6 is a top view thereof.
FIG. 7 is a bottom view thereof.
FIG. 8 is a back perspective view thereof.
FIG. 9 is a side perspective view thereof, shown on a table top.
FIG. 10 is a front and side perspective view thereof.
The broken lines shown in the drawings represent portions of the tablet computer that form no part of the claimed design.
The broken lines showing a table top in FIGS. 9 and 10 represent environment of the tablet computer and form no part of the claimed design.

1 Claim, 8 Drawing Sheets






FIG. 1

FIG. 2

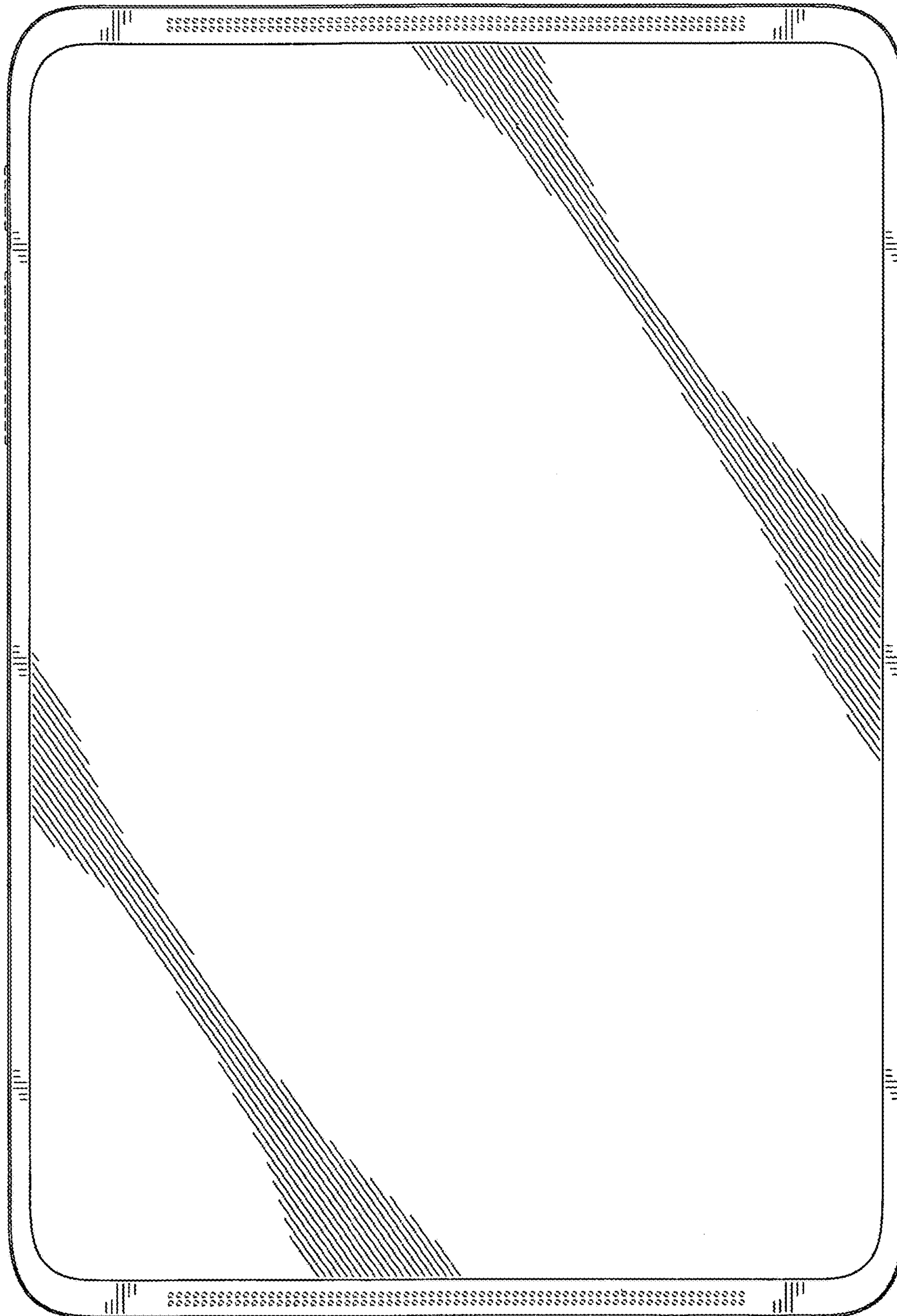



FIG. 3






FIG. 4



FIG. 5




FIG. 6




FIG. 7




FIG. 8

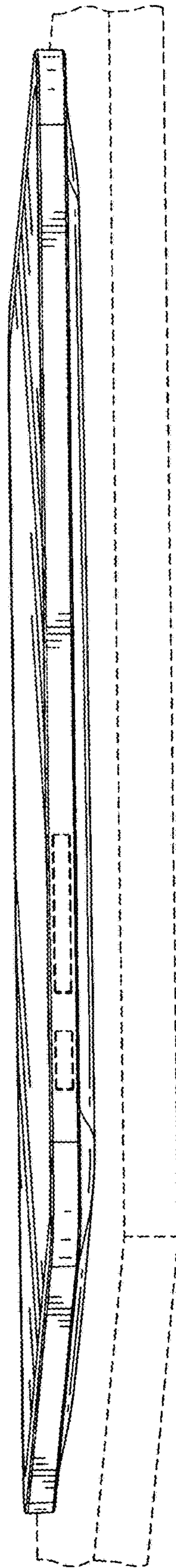


FIG. 9

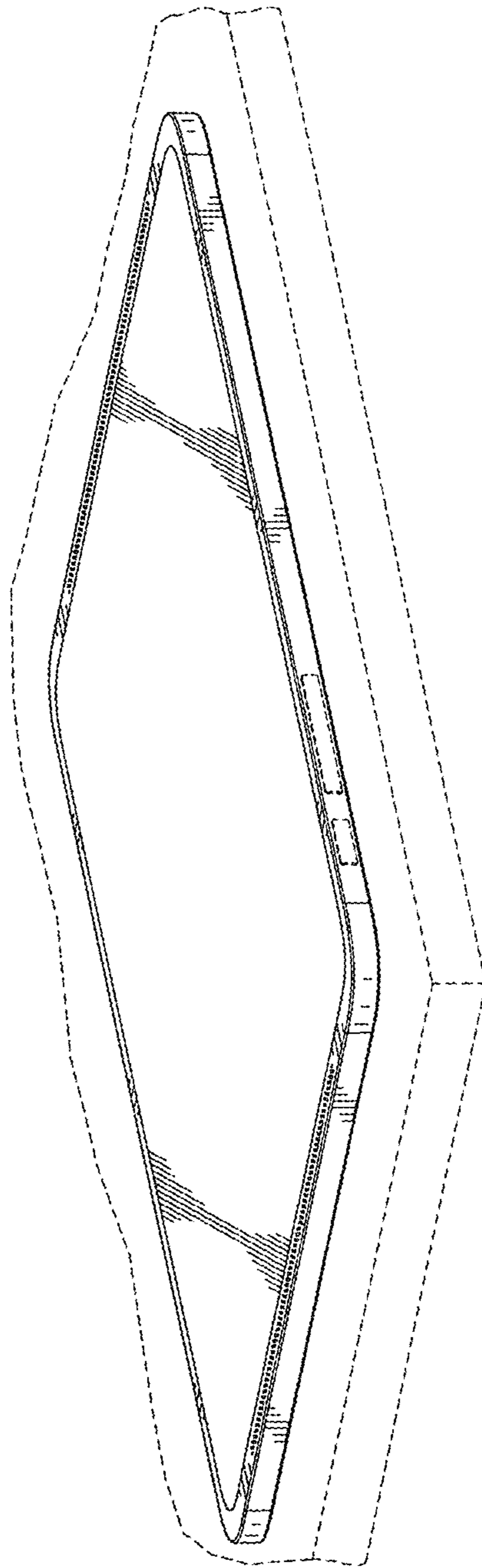


FIG. 10