



US00D791107S

(12) **United States Design Patent** (10) **Patent No.:** **US D791,107 S**  
**Goltche** (45) **Date of Patent:** **\*\* Jul. 4, 2017**

(54) **MICROPHONE CONTROLLER**  
(71) Applicant: **Yehuda Goltche**, Great Neck, NY (US)  
(72) Inventor: **Yehuda Goltche**, Great Neck, NY (US)

D656,104 S \* 3/2012 Cook ..... D13/168  
D720,726 S \* 1/2015 Yu ..... D14/225  
2006/0094355 A1\* 5/2006 Lin ..... H04M 1/6091  
455/41.1  
2016/0150303 A1\* 5/2016 Tan ..... H04W 4/10  
381/334

(\*\*) Term: **15 Years**

\* cited by examiner

(21) Appl. No.: **29/577,088**

*Primary Examiner* — Selina Sikder

(22) Filed: **Sep. 9, 2016**

(74) *Attorney, Agent, or Firm* — Dunlap Bennett & Ludwig PLLC

(51) **LOC (10) Cl.** ..... **14-01**

(57) **CLAIM**

(52) **U.S. Cl.**  
USPC ..... **D14/225**

The ornamental design for a microphone controller, as shown and described.

(58) **Field of Classification Search**  
USPC ..... D13/168; D14/218, 225, 226  
CPC . H04R 1/00; H04R 1/02; H04R 1/023; H04R  
25/00; H04R 25/04; H04R 25/65; H04R  
27/00

**DESCRIPTION**

See application file for complete search history.

FIG. 1 is a front perspective view of a microphone controller;  
FIG. 2 is a front elevation view thereof;  
FIG. 3 is a rear elevation view thereof;  
FIG. 4 is a left side elevation view thereof;  
FIG. 5 is a right side elevation view thereof;  
FIG. 6 is a top plan view thereof; and,  
FIG. 7 is a bottom plan view thereof.

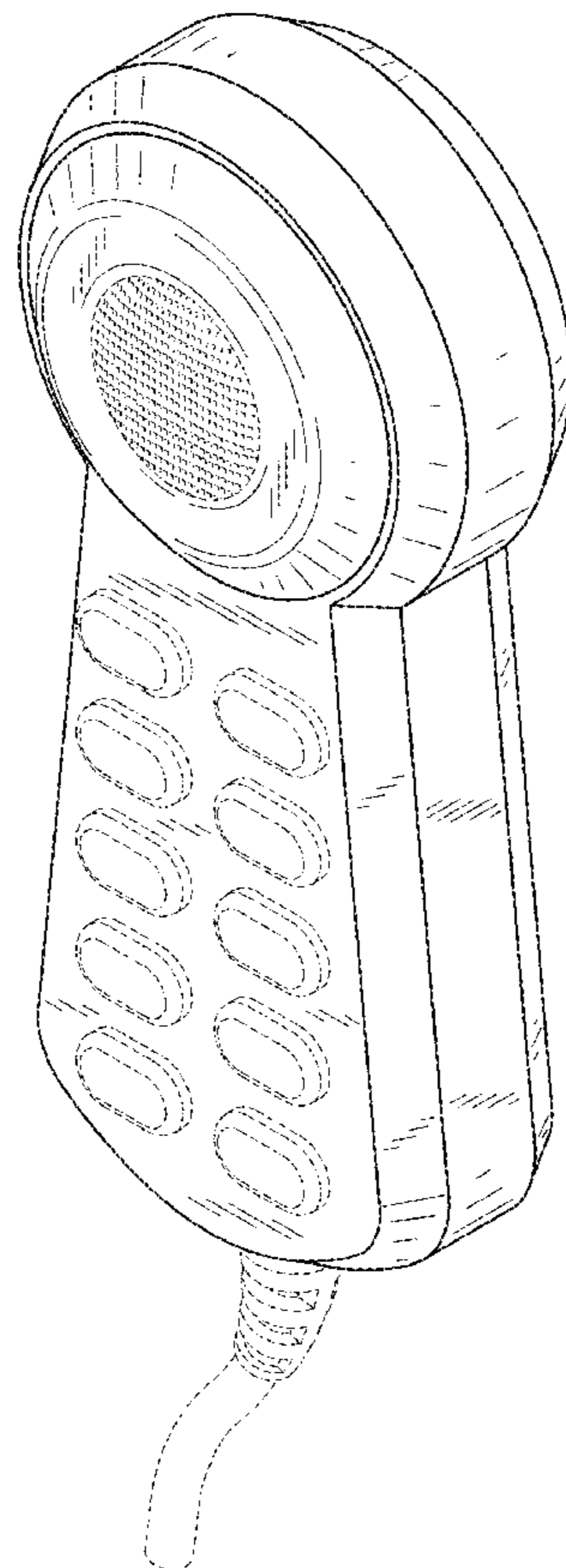
The broken lines shown in the drawings depict portions of the microphone controller that form no part of the claimed design.

(56) **References Cited**

U.S. PATENT DOCUMENTS

D244,700 S \* 6/1977 Pulos ..... D14/225  
D388,094 S \* 12/1997 Tokiyama ..... D14/204  
D440,560 S \* 4/2001 Tokiyama ..... D14/225  
D506,982 S \* 7/2005 Murtaugh ..... D13/168  
D515,558 S \* 2/2006 Case ..... D10/106.1  
D527,712 S \* 9/2006 Indio da Costa ..... D13/168

**1 Claim, 5 Drawing Sheets**



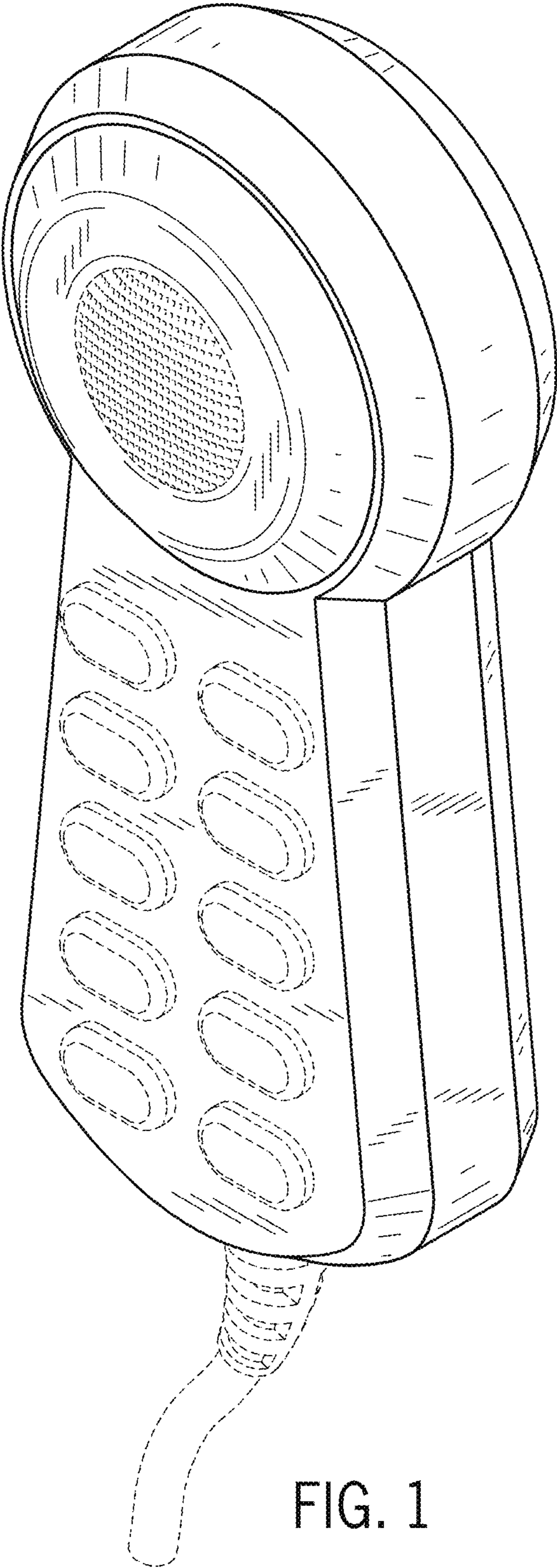


FIG. 1

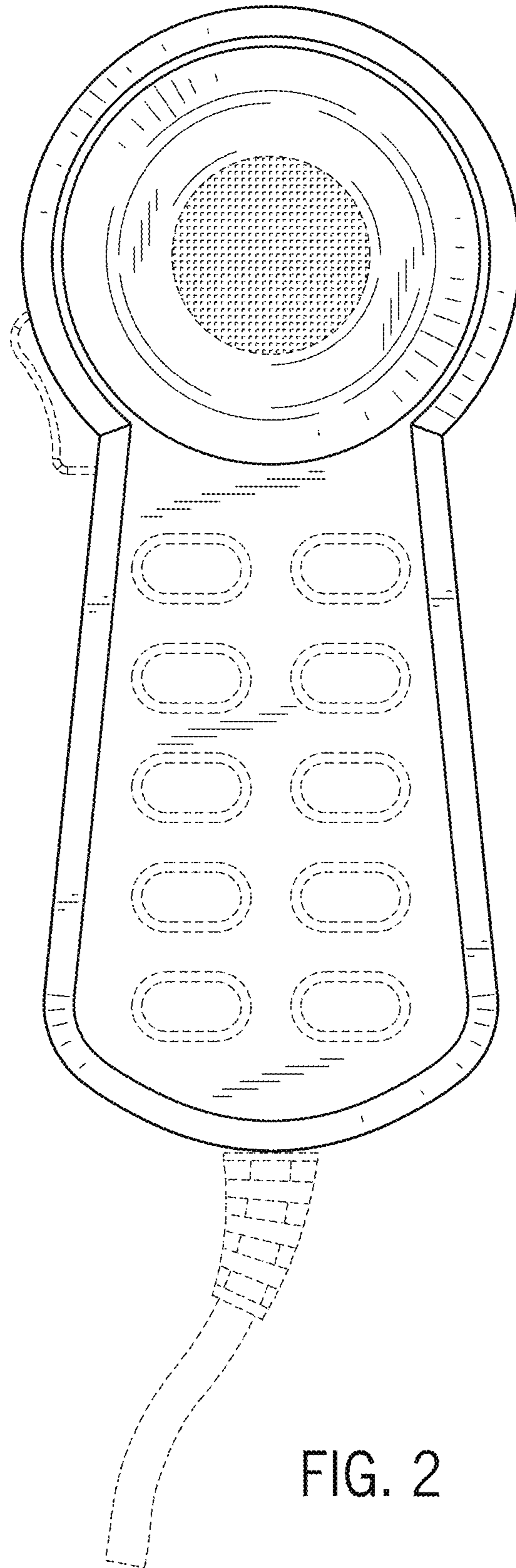


FIG. 2

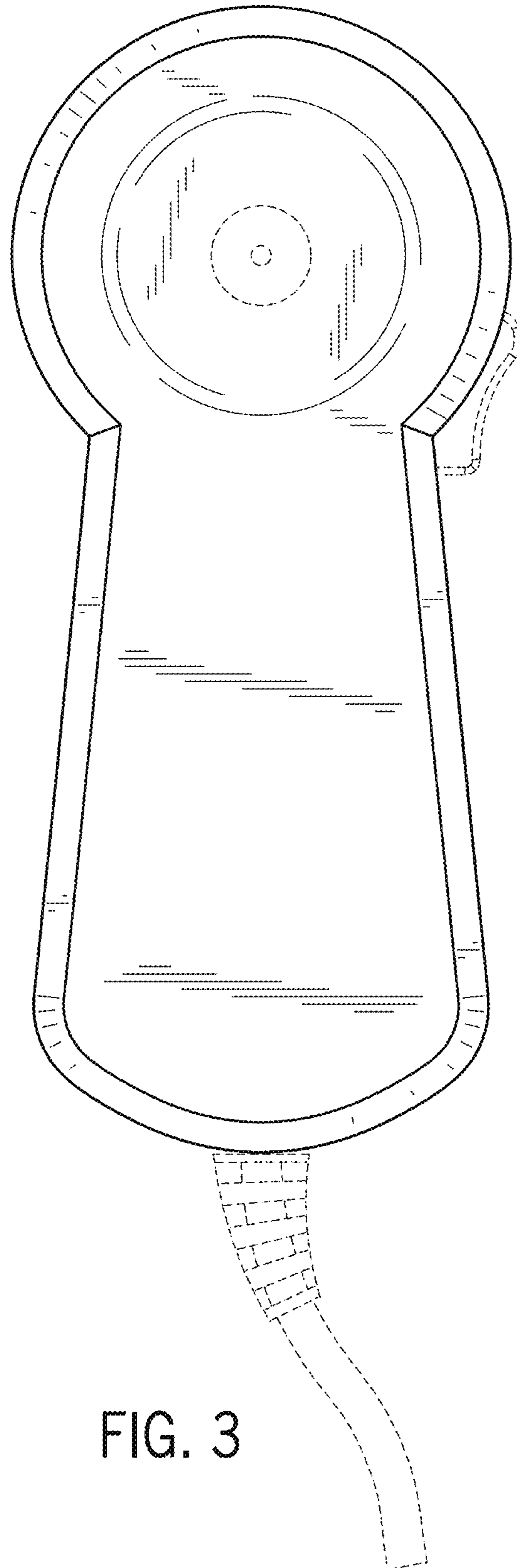


FIG. 3

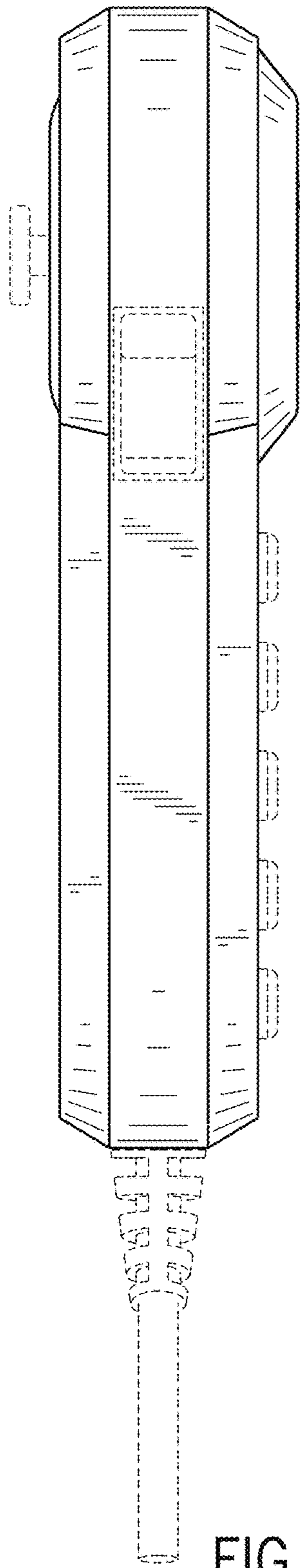


FIG. 4

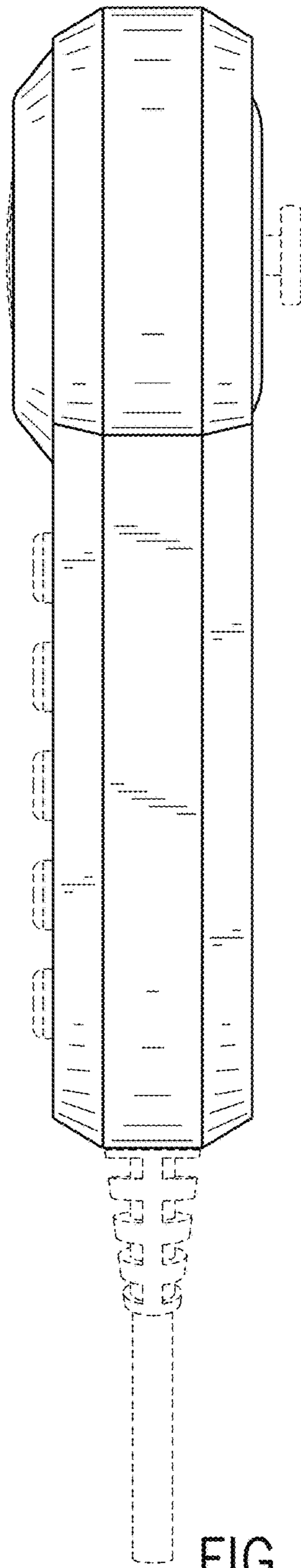


FIG. 5

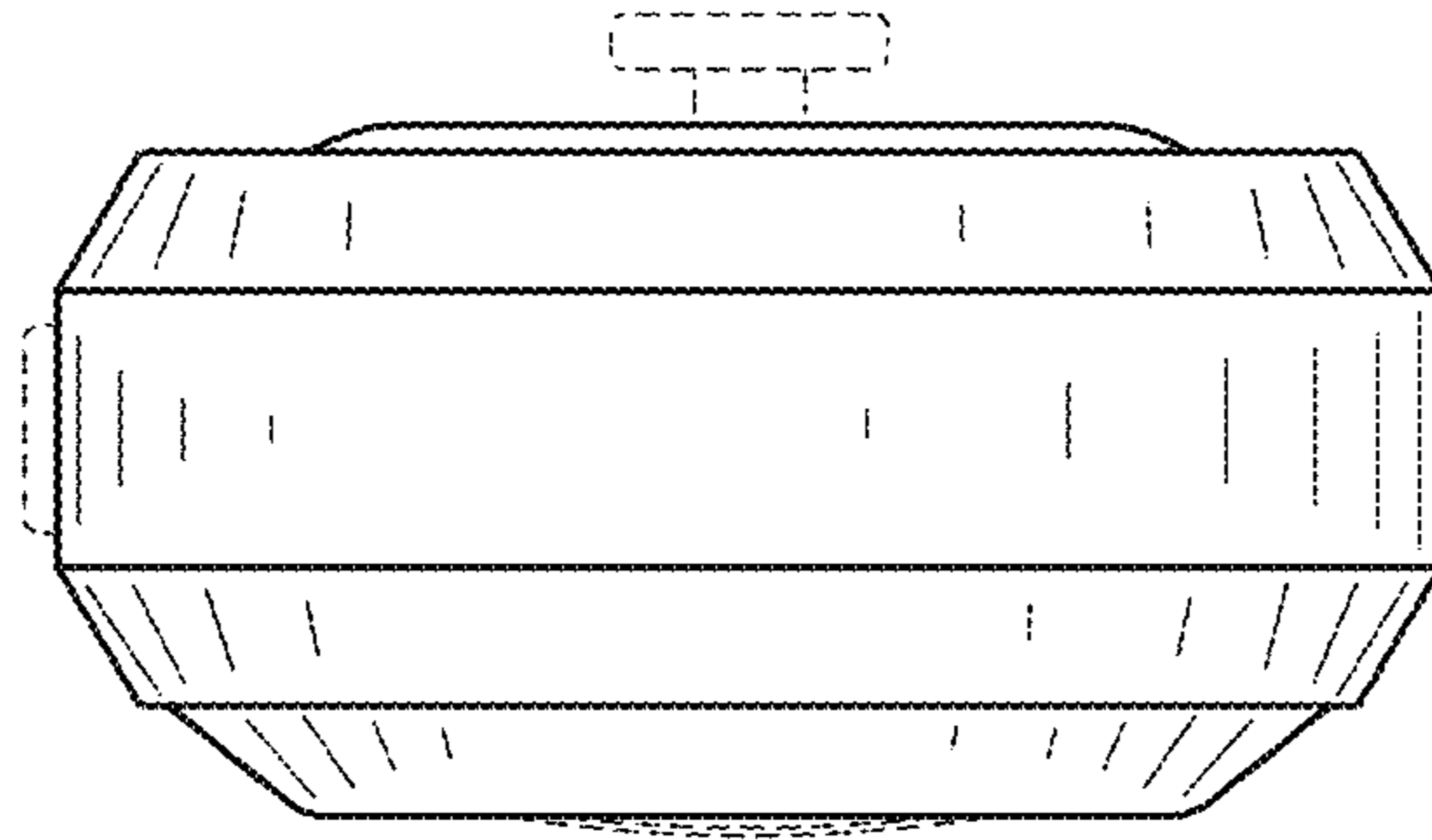


FIG. 6

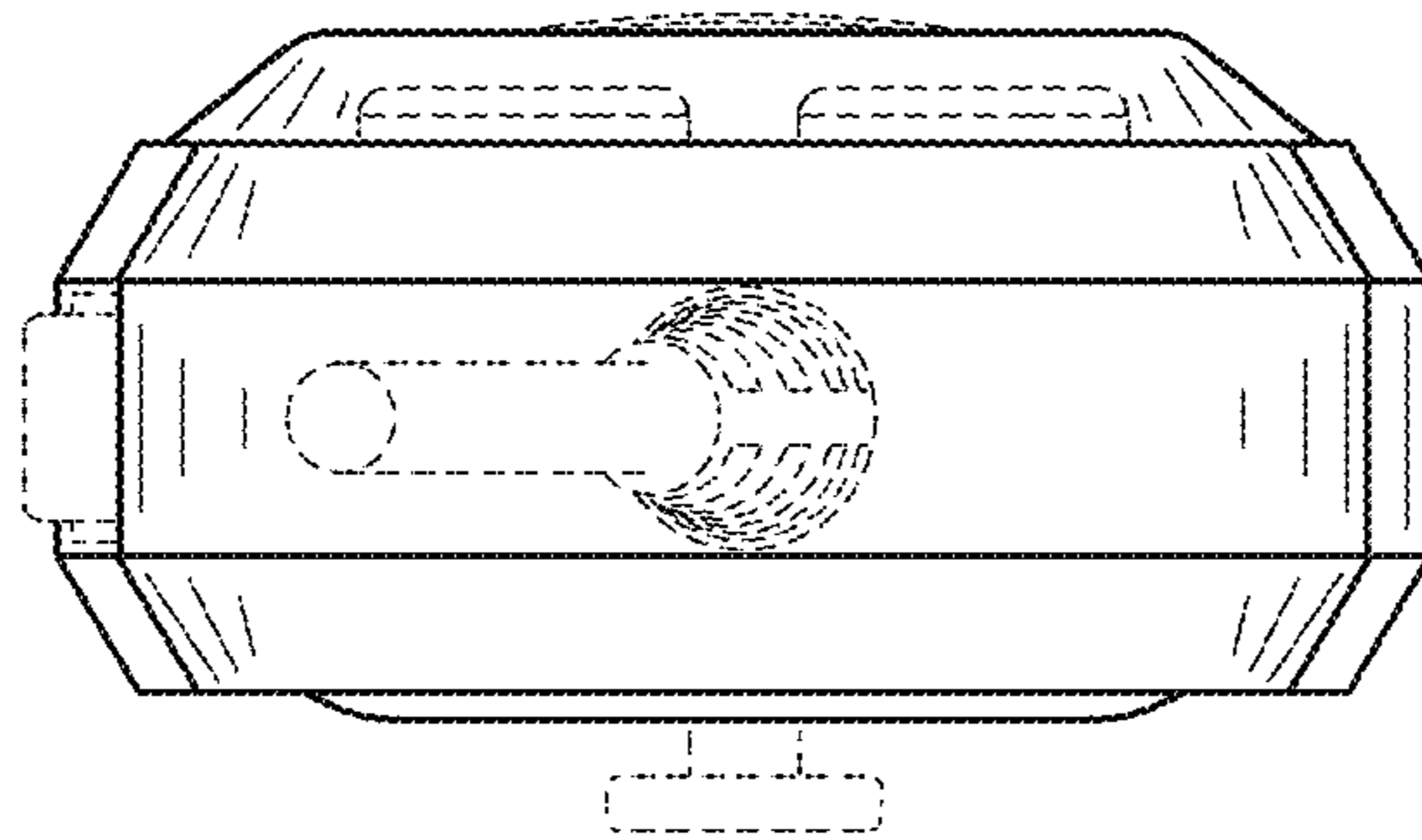


FIG. 7