



US00D791060S

(12) **United States Design Patent** (10) **Patent No.:** **US D791,060 S**
Bartish et al. (45) **Date of Patent:** **** Jul. 4, 2017**

(54) **PLATE TO ASSIST ESTABLISHING A TOWING CONNECTION TO A BALL HITCH**

(71) Applicants: **Michael J Bartish**, Bellevue, OH (US);
Jason R Lantsberry, Wakeman, OH (US)

(72) Inventors: **Michael J Bartish**, Bellevue, OH (US);
Jason R Lantsberry, Wakeman, OH (US)

(**) Term: **15 Years**

(21) Appl. No.: **29/505,466**

(22) Filed: **Nov. 13, 2015**

(51) **LOC (10) Cl.** **12-16**

(52) **U.S. Cl.**
USPC **D12/400**

(58) **Field of Classification Search**
USPC D12/107, 110, 114, 115, 117, 126, 400,
D12/401, 404, 415, 423; D25/48.1, 48.3
CPC . B60R 1/025; B60R 1/08; B62H 5/001; B62J
9/006; B65D 43/16; B65D 43/22; B65D
55/02; F21S 48/00; G01S 13/931
See application file for complete search history.

(56) **References Cited**

U.S. PATENT DOCUMENTS

D249,135 S *	8/1978	Barr	D11/121
D254,243 S *	2/1980	Florian	30/294
4,680,861 A *	7/1987	Meurer	B60R 22/32 248/37.3
D405,677 S *	2/1999	Mosley	D8/107
6,182,364 B1 *	2/2001	Reyburn	B26B 5/00 30/2
D501,126 S *	1/2005	Addis	B26B 5/00 D22/118
D592,580 S *	5/2009	Watson	D12/218
D595,627 S *	7/2009	Danielsson	D12/180
D597,894 S *	8/2009	Dworsky	D12/114

7,870,675 B1 *	1/2011	Della Polla	B26B 29/00 30/2
D653,997 S *	2/2012	Myers	D12/117
D654,412 S *	2/2012	Allington	D12/180
D662,400 S *	6/2012	Kope	D8/356
D681,140 S *	4/2013	Lynch	D21/707
D681,644 S *	5/2013	Meadows	D14/447
D683,663 S *	6/2013	Foley	D12/114
D685,686 S *	7/2013	Pirola	D12/114
D698,302 S *	1/2014	Waymire	D12/218
D715,197 S *	10/2014	Santana	D12/114
D736,605 S *	8/2015	Minarik	D8/358
D736,685 S *	8/2015	Darwin	D12/186
D748,016 S *	1/2016	Wang	D12/114

(Continued)

OTHER PUBLICATIONS

Coupler Attachment—InStep & Schwinn Bike Trailers, image post date Apr. 28, 2013, site visited Apr. 11, 2017, (online), <<https://www.amazon.com/Coupler-Attachment-InStep-Schwinn-Trailers/dp/B0013TR661>>.*

(Continued)

Primary Examiner — Kevin Rudzinski
Assistant Examiner — Sean D Lough
(74) *Attorney, Agent, or Firm* — David A. Burge

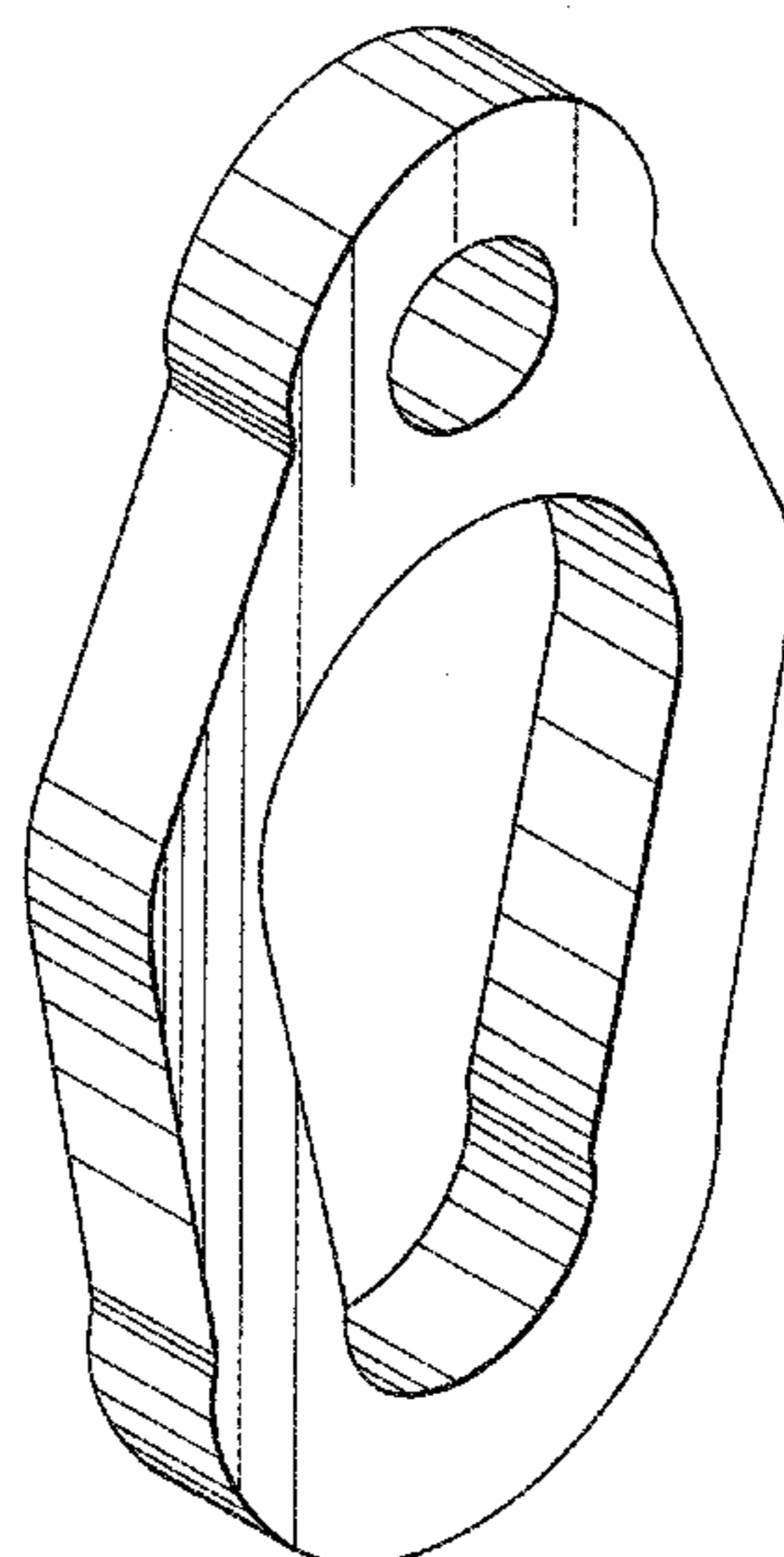
(57) **CLAIM**

we claim the ornamental design for a plate to assist in establishing a towing connection to a ball hitch, as shown and described.

DESCRIPTION

FIG. 1 is a perspective view showing the front, left side and top features of our new design;
FIG. 2 is a front elevation view thereof;
FIG. 3 is a right side elevation view thereof, it being understood that a left side elevation view is identical hereto;
FIG. 4 is a top plan view thereof; and,
FIG. 5 is a bottom view thereof.

1 Claim, 2 Drawing Sheets



(56)

References Cited

U.S. PATENT DOCUMENTS

D751,002 S * 3/2016 Ford D12/159
 D751,949 S * 3/2016 Santana D12/114
 D759,465 S * 6/2016 Reed D8/354
 D761,641 S * 7/2016 Pace D8/382
 D762,536 S * 8/2016 Wurzer D12/174
 D765,550 S * 9/2016 Paz D12/115
 D770,345 S * 11/2016 Hult D12/180
 D774,423 S * 12/2016 Greenblatt D12/115
 D774,959 S * 12/2016 Chen D12/107
 D775,570 S * 1/2017 Henry D12/196
 D775,579 S * 1/2017 Hughes D12/217
 D776,024 S * 1/2017 Jordan D12/179
 D776,034 S * 1/2017 Henry D12/196
 D778,713 S * 2/2017 McSweyn D12/415
 D778,789 S * 2/2017 Douma D12/127
 D779,923 S * 2/2017 Del Rossa D12/223
 D781,273 S * 3/2017 Nuk D14/240
 D781,773 S * 3/2017 Kim D12/415

2012/0014008 A1* 1/2012 Snegg B60R 1/08
 359/872
 2015/0083726 A1* 3/2015 Zacchi G09F 3/03
 220/315
 2016/0052681 A1* 2/2016 Hendricks B65D 43/0212
 220/254.3

OTHER PUBLICATIONS

CASE-Ingersoll 224 Hydriv Tractor Rear Hitch, image post date 1995, site visited Apr. 11, 2017, (online), <http://www.ebay.com/itm/CASE-Ingersoll-224-Hydriv-Tractor-Rear-Hitch/192037235720?_trksid=p2047675.c100011.m1850&_trkparms=aid%3D222007%26algo%3DSIC.MBE%26ao%3D1%26asc%3D40130%026meid%3Dc23904c139b84f8a984bc41fd3160428%26pid%3D100011%26rk%3D>.*
 Float Slot for Powered Sleeve Hitch Mod, image post date 2012, site visited Apr. 11, 2017, (online), <<http://www.mytractorforum.com/78-lawn-garden-tractor-accessories/330137-what-length-float-slot-powered-sleeve-hitch-mod.html>>.*

* cited by examiner

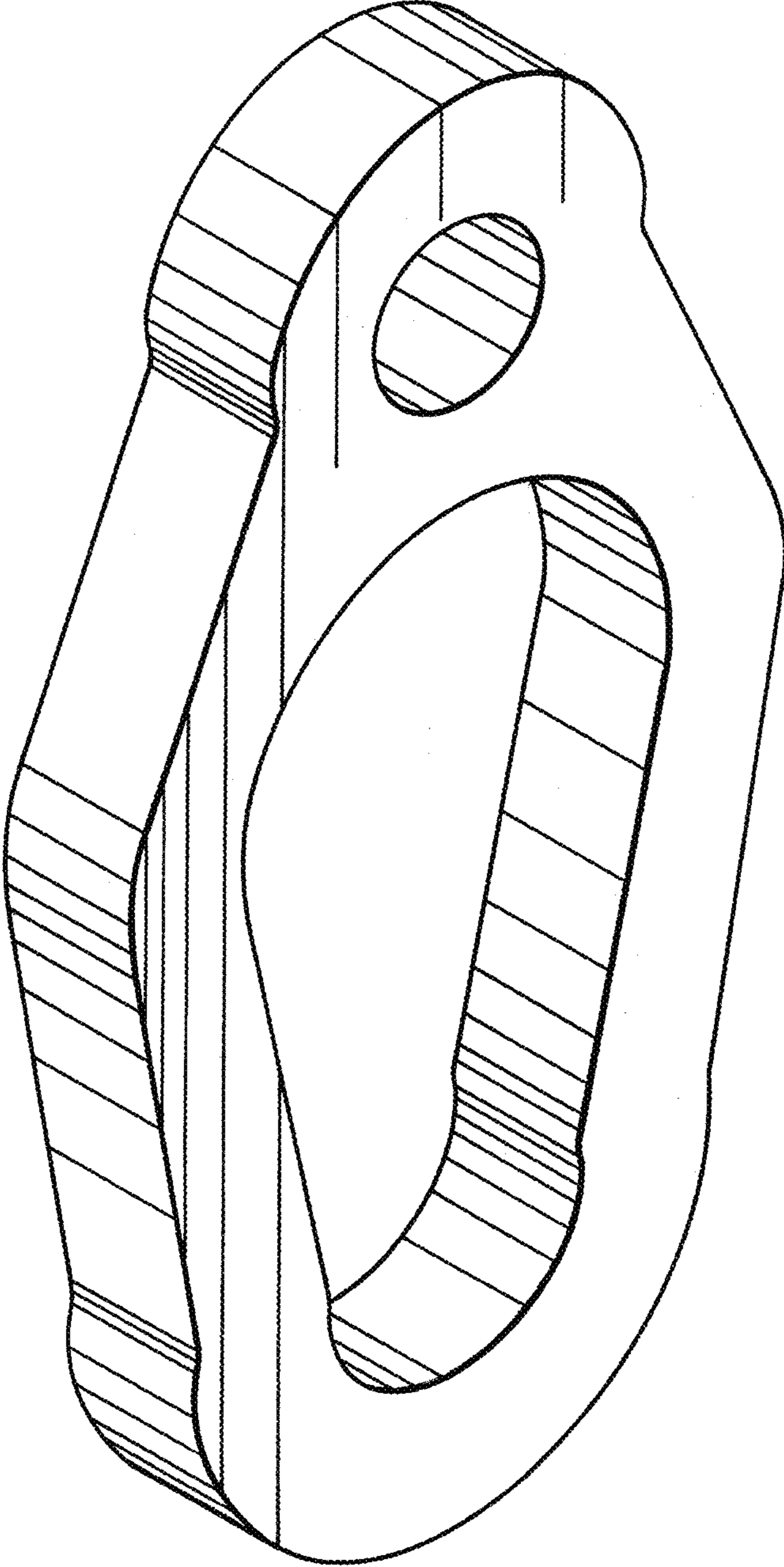


FIG. 1

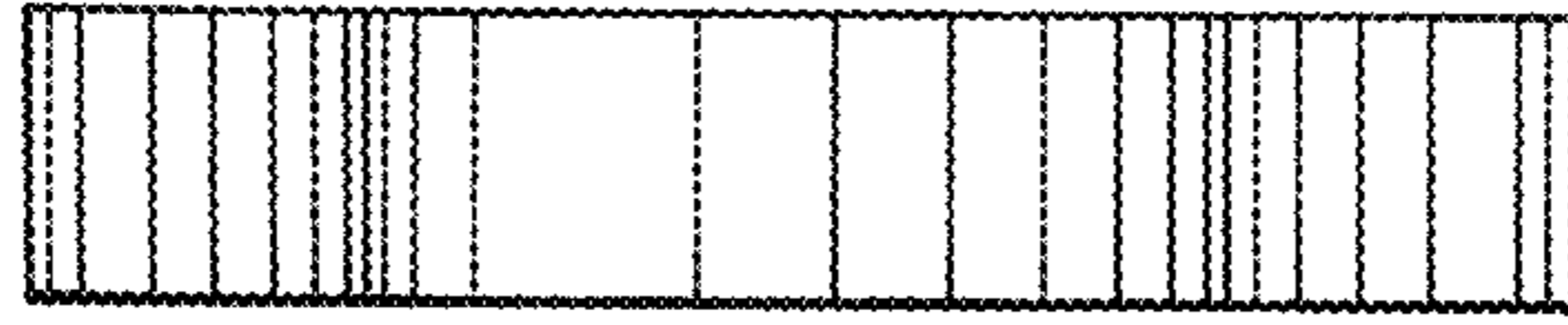


FIG. 4

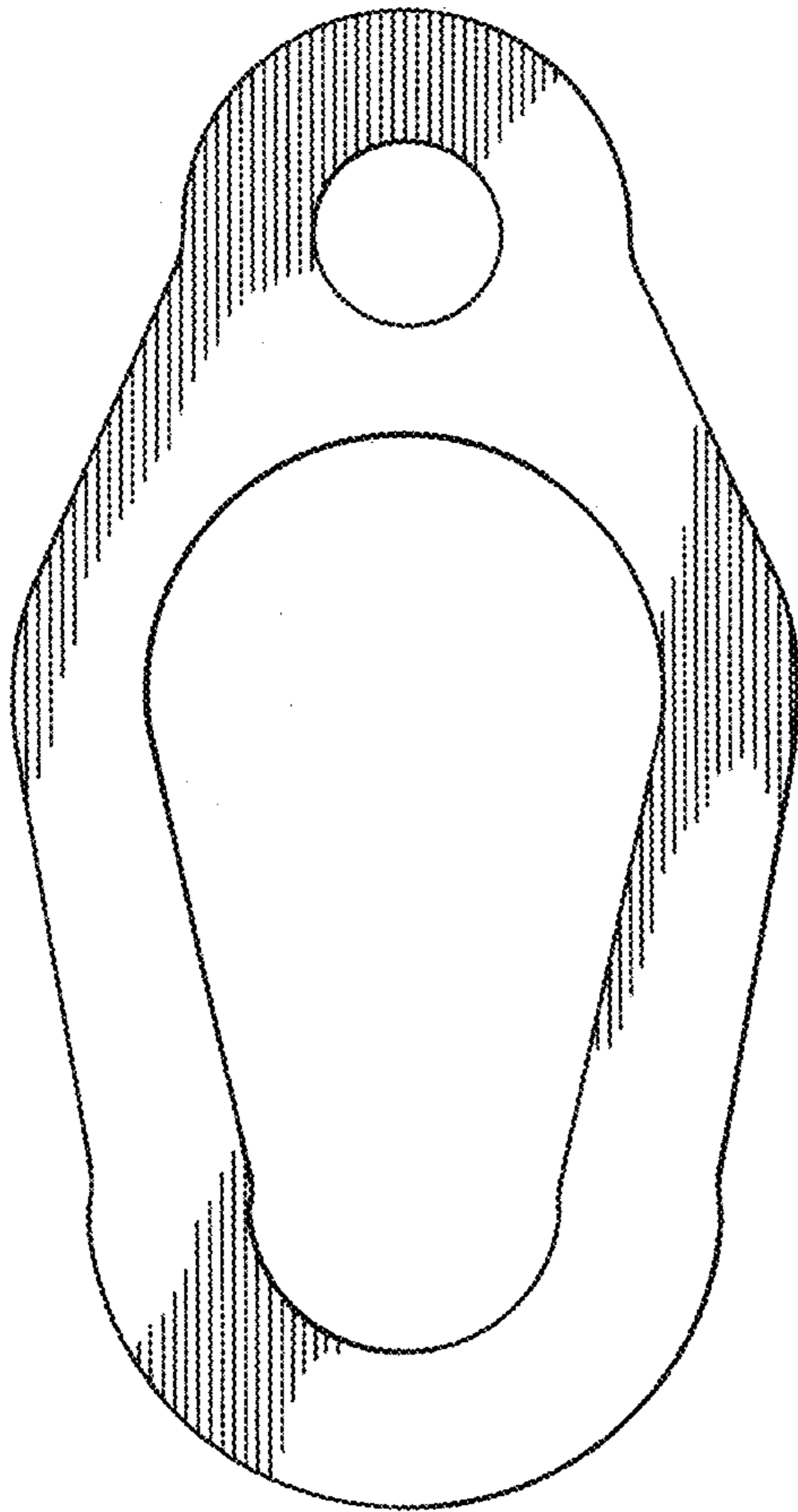


FIG. 2

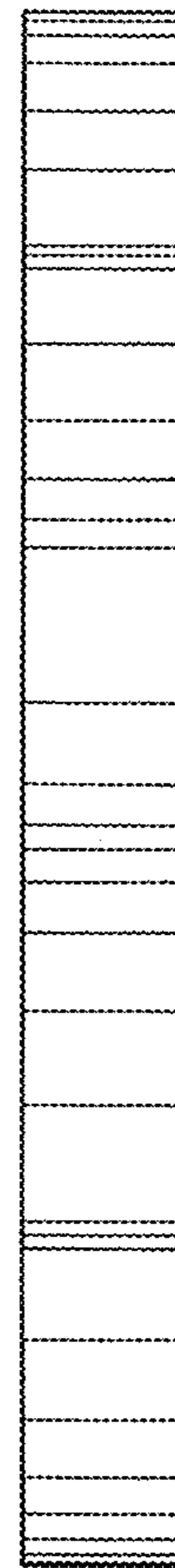


FIG. 3




FIG. 5