



US00D791050S

(12) **United States Design Patent**
Juergens et al.

(10) **Patent No.:** **US D791,050 S**
(45) **Date of Patent:** **** Jul. 4, 2017**

(54) **VEHICLE WHEEL**
(71) Applicant: **Bayerische Motoren Werke Aktiengesellschaft, Munich (DE)**
(72) Inventors: **Dirk Juergens, Munich (DE); Rainer Mueller, Munich (DE)**
(73) Assignee: **Bayerische Motoren Werke Aktiengesellschaft, Munich (DE)**
(**) Term: **15 Years**

| | | | | | |
|------------|---|---------|-----------------|-------|---------|
| D672,702 S | * | 12/2012 | Pollmann | | D12/211 |
| D686,966 S | | 7/2013 | Pollmann | | |
| D696,178 S | | 12/2013 | Amezqueta | | |
| D720,272 S | * | 12/2014 | Rueckheim | | D12/209 |
| D731,390 S | * | 6/2015 | Kobayashi | | D12/211 |
| D734,701 S | * | 7/2015 | Mielke | | D12/209 |
| D744,396 S | * | 12/2015 | d'Orville | | D12/209 |
| D751,019 S | * | 3/2016 | Behmer | | D12/211 |
| D753,044 S | * | 4/2016 | Mielke | | D12/209 |
| D753,572 S | | 4/2016 | Juergens et al. | | |
| D760,143 S | * | 6/2016 | Gallert | | D12/211 |
| D765,572 S | * | 9/2016 | Umehara | | D12/209 |
| D769,169 S | * | 10/2016 | Kumeya | | D12/211 |
| D773,370 S | * | 12/2016 | Bucher | | D12/211 |

(21) Appl. No.: **29/568,039**
(22) Filed: **Jun. 15, 2016**
(30) **Foreign Application Priority Data**
Dec. 16, 2015 (DE) 402015101340.6
(51) **LOC (10) Cl.** **12-16**
(52) **U.S. Cl.**
USPC **D12/211**
(58) **Field of Classification Search**
USPC D12/204-213
CPC B60B 7/00; B60B 7/02; B60B 7/04; B60B 7/01
See application file for complete search history.

FOREIGN PATENT DOCUMENTS

| | | |
|----|----------------|---------|
| EM | 000577945-0002 | 9/2006 |
| EM | 001621541-0003 | 8/2010 |
| EM | 001804675-0008 | 11/2011 |
| EM | 002156554-0011 | 12/2014 |

* cited by examiner

Primary Examiner — Stacia Cadmus
(74) *Attorney, Agent, or Firm* — Crowell & Moring LLP

(57) **CLAIM**

The ornamental design for a vehicle wheel, as shown and described.

DESCRIPTION

FIG. 1 is a perspective view of a vehicle wheel according to the design;
FIG. 2 is an additional perspective view thereof;
FIG. 3 is an additional perspective view thereof;
FIG. 4 is a front view thereof;
FIG. 5 is a rear view thereof in a lighter gray scale, representing environmental features that form no part of the claimed design; and,
FIG. 6 is a side view thereof.

1 Claim, 6 Drawing Sheets

(56) **References Cited**
U.S. PATENT DOCUMENTS
D492,235 S * 6/2004 Nordmann D12/211
D504,381 S * 4/2005 Rice D12/211
D522,434 S * 6/2006 Langer D12/209
D538,216 S 3/2007 Sycha
D558,118 S * 12/2007 Hueller D12/211
D594,801 S * 6/2009 Imai D12/211
D613,657 S * 4/2010 Cortes D12/209
D635,904 S * 4/2011 Futschik D12/209
D655,661 S 3/2012 Truebsbach
D671,059 S * 11/2012 Pollmann D12/209







Fig. 1



Fig. 2



Fig. 3



Fig. 4




Fig. 5




Fig. 6