



US00D790976S

(12) **United States Design Patent** (10) **Patent No.:** **US D790,976 S**
Eastcott et al. (45) **Date of Patent:** **** Jul. 4, 2017**

(54) **LIQUID HAND SOAP BOTTLE**
(71) Applicant: **Personal Care Products LLC**, Troy, MI (US)
(72) Inventors: **Jason Eastcott**, Howell, MI (US); **Ann Springhetti**, Fenton, MI (US)
(73) Assignee: **Personal Care Products LLC**, Troy, MI (US)
(**) Term: **15 Years**
(21) Appl. No.: **29/545,525**
(22) Filed: **Nov. 13, 2015**
(51) **LOC (10) Cl.** **09-01**
(52) **U.S. Cl.**
USPC **D9/561**
(58) **Field of Classification Search**
USPC D9/682, 686-687, 689, 691-694, 725, D9/763, 772-773, 775, 779, 516, 519, D9/521-522, 526, 529-530, 537-543, D9/549-550, 552, 556, 559-561, 565, D9/571, 574-575; 215/379, 381-385; 220/660, 669, 675
See application file for complete search history.

(56) **References Cited**

U.S. PATENT DOCUMENTS

D59,479 S * 10/1921 Humphrey D9/763
D83,641 S * 3/1931 Panopulo D9/561
D88,112 S * 10/1932 Scurlock D7/612
D234,416 S * 3/1975 Skolnik D9/544
D387,278 S * 12/1997 Olivares D9/541
D396,186 S * 7/1998 Fiore D9/529
D449,524 S * 10/2001 Kieras D9/559 X
D453,113 S * 1/2002 Feen D9/561
D468,210 S * 1/2003 Joubert D9/529
D478,819 S * 8/2003 Pfaeffli D9/571 X

D520,374 S * 5/2006 Herrmann D9/561
D526,211 S * 8/2006 Blasko D9/693
D526,908 S * 8/2006 Blasko D9/693
D532,583 S * 11/2006 Townsend D1/122
D594,345 S * 6/2009 Short D9/561
D606,412 S * 12/2009 Schwartz D9/530
D611,353 S * 3/2010 Bourne D9/529
D615,411 S * 5/2010 Kuzma D9/522
D617,646 S * 6/2010 Kuzma D9/522
D623,532 S 9/2010 Kuzma et al.

(Continued)

Primary Examiner — Sheryl Lane

Assistant Examiner — Calvin E Vansant

(74) *Attorney, Agent, or Firm* — Price Heneveld LLP

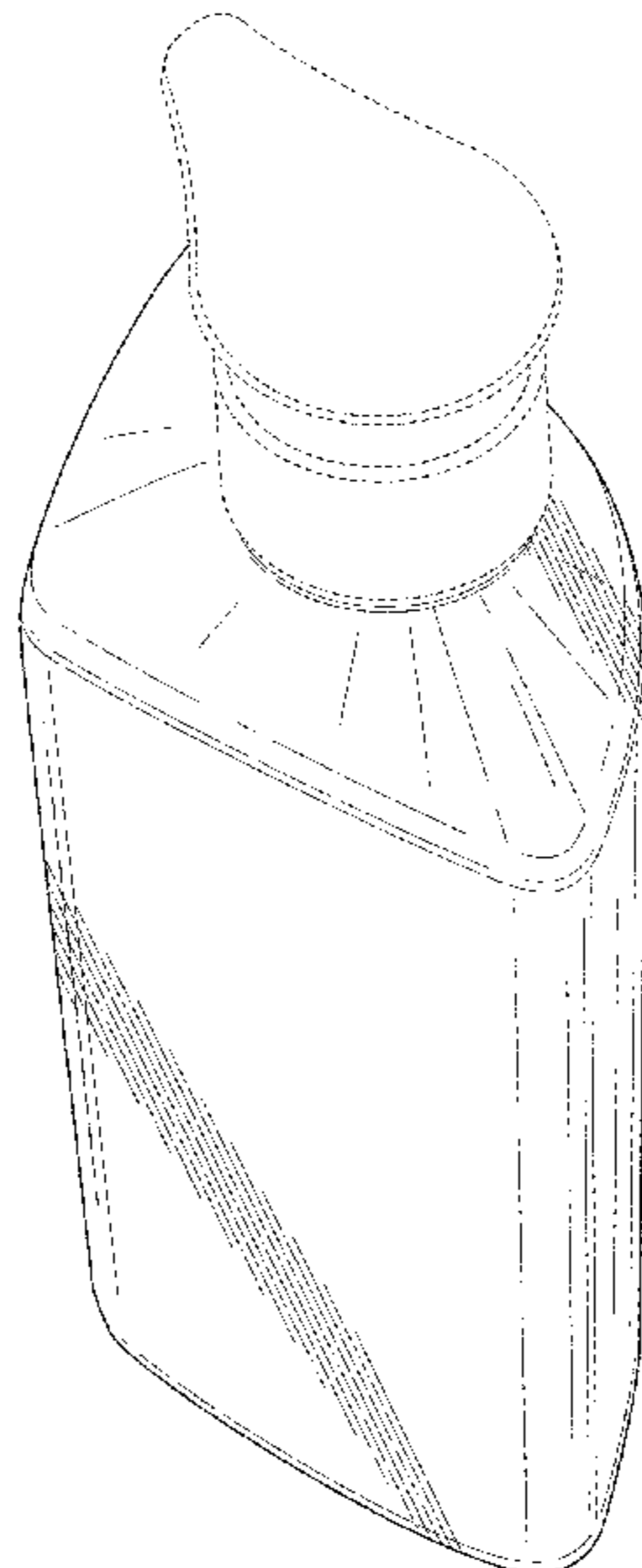
(57) **CLAIM**

The ornamental design for a liquid hand soap bottle, as shown and described.

DESCRIPTION

FIG. 1 is an upper right perspective view of the bottle of the present invention;
FIG. 2 is an upper left perspective view of the bottle of the present invention;
FIG. 3 is a front elevational view of the bottle of the present invention;
FIG. 4 is a rear elevational view of the bottle of the present invention;
FIG. 5 is a right-side view of the bottle of the present invention;
FIG. 6 is a left-side view of the bottle of the present invention;
FIG. 7 is a top view of the bottle of the present invention; and,
FIG. 8 is a bottom view of the bottle of the present invention. The broken lines shown in the drawings are included for the purpose of illustrating portions of the liquid hand soap bottle that form no part of the claimed design.

1 Claim, 7 Drawing Sheets



(56)

References Cited

U.S. PATENT DOCUMENTS

D653,952 S *	2/2012	Snyder	D9/522
D658,847 S *	5/2012	Wylie	D1/125
D693,692 S *	11/2013	Grossfield	D9/544
D694,636 S *	12/2013	Grossfield	D9/544
D695,620 S *	12/2013	Karekar	D9/529
D716,665 S	11/2014	O'Donahue et al.	
D741,192 S *	10/2015	Snyder	D9/561
D748,483 S *	2/2016	Snyder	D9/522

* cited by examiner

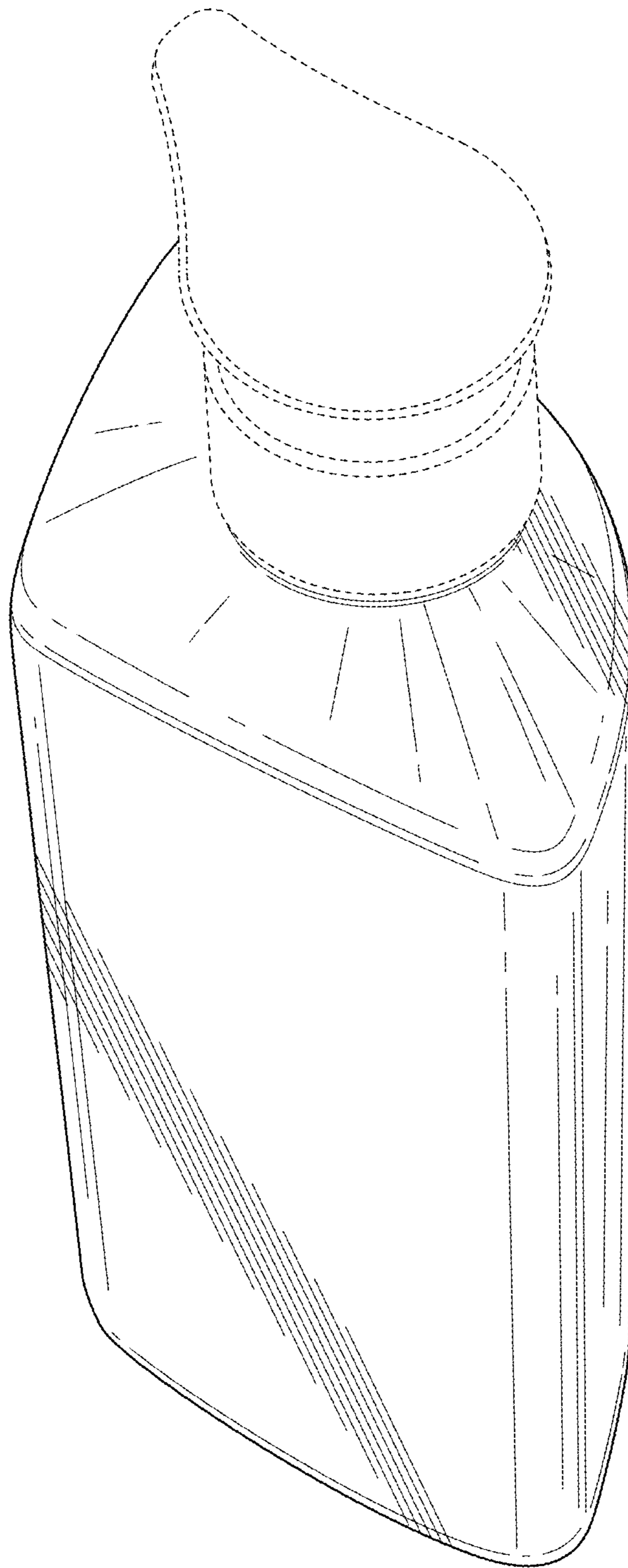


FIG. 1

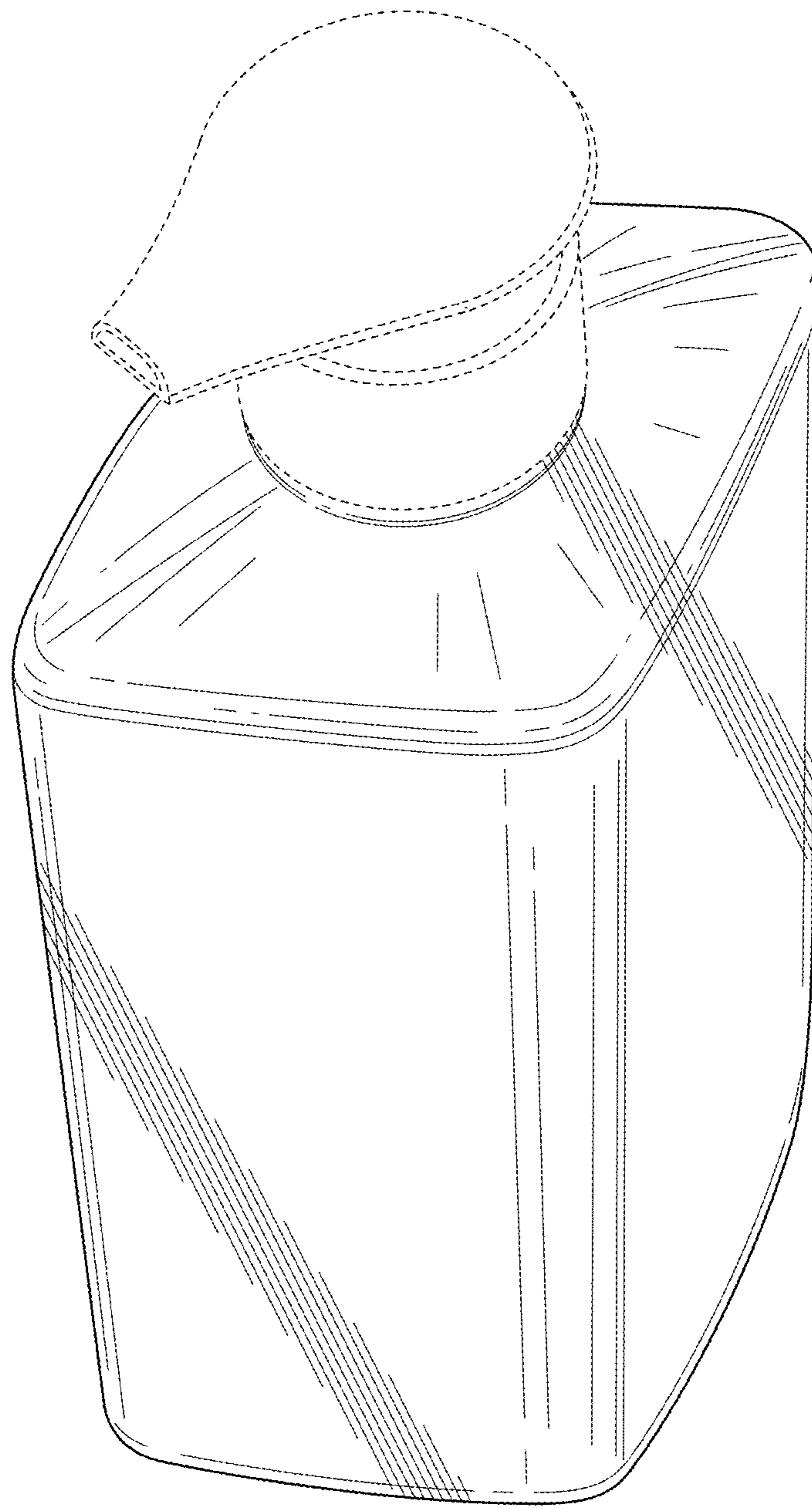


FIG. 2

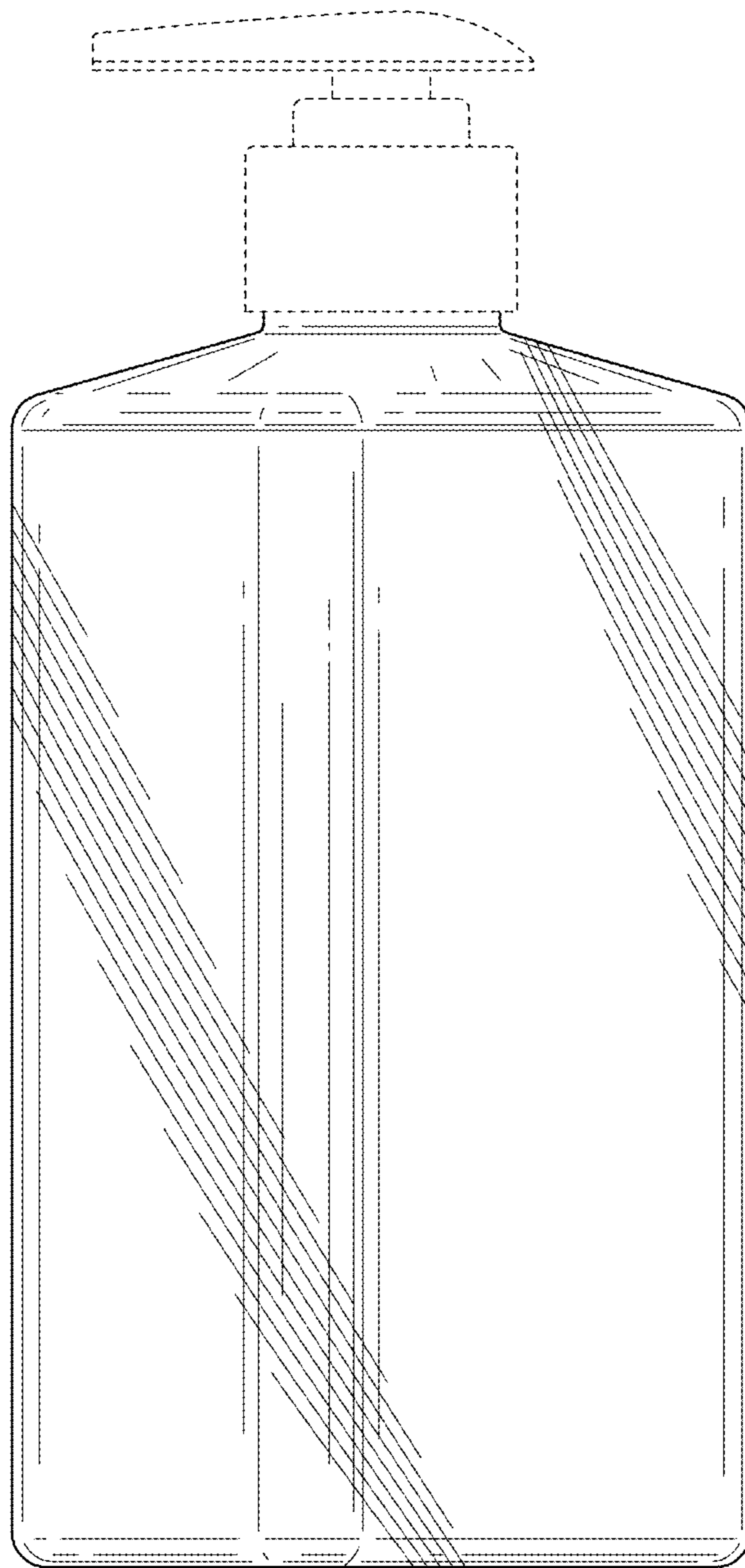


FIG. 3

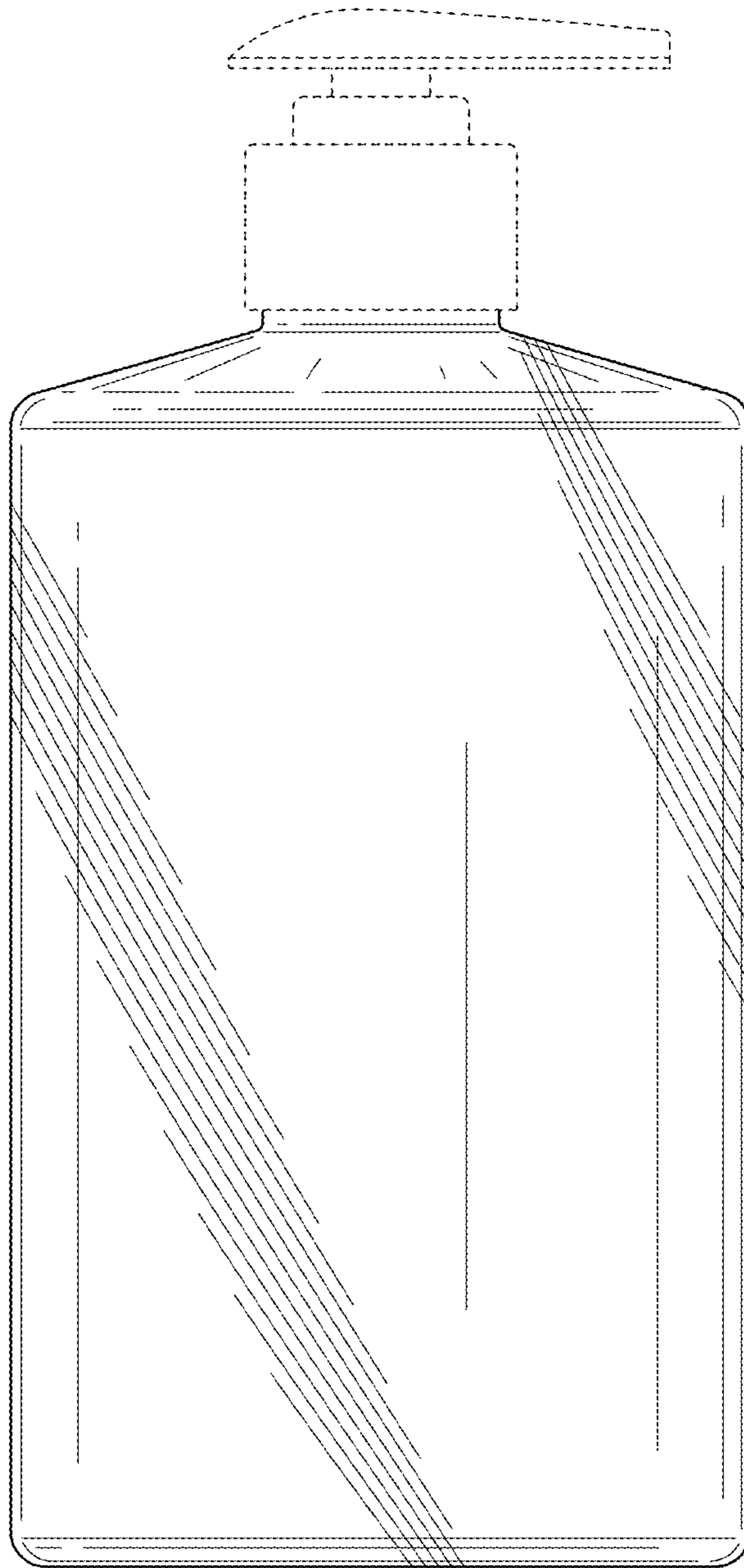


FIG. 4

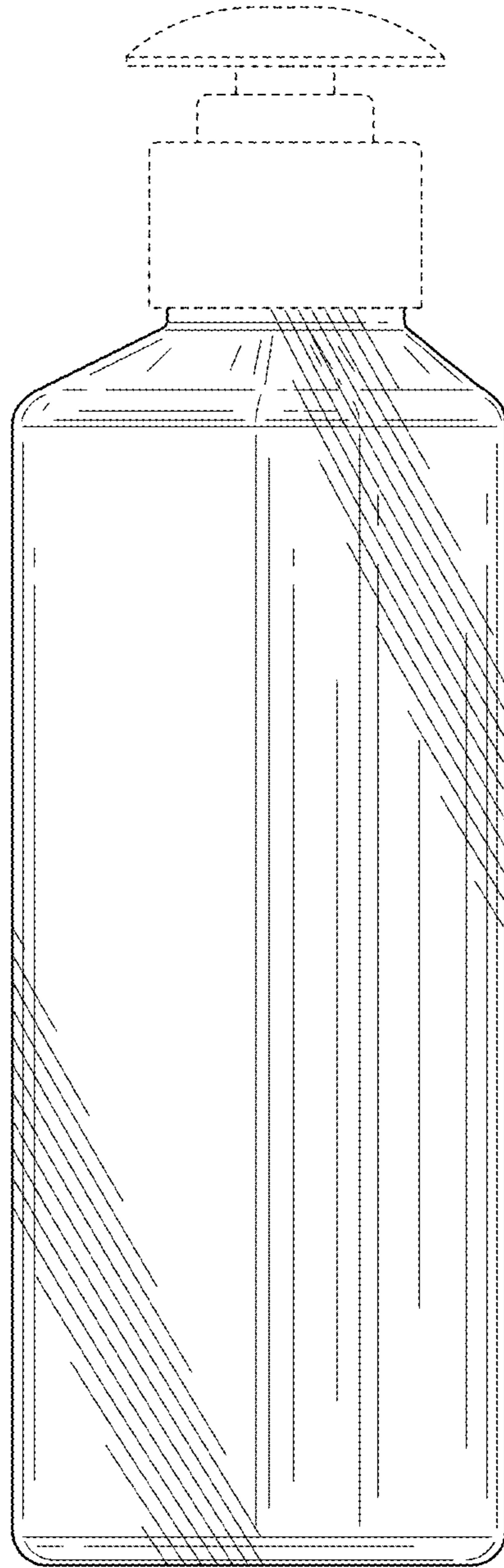


FIG. 5

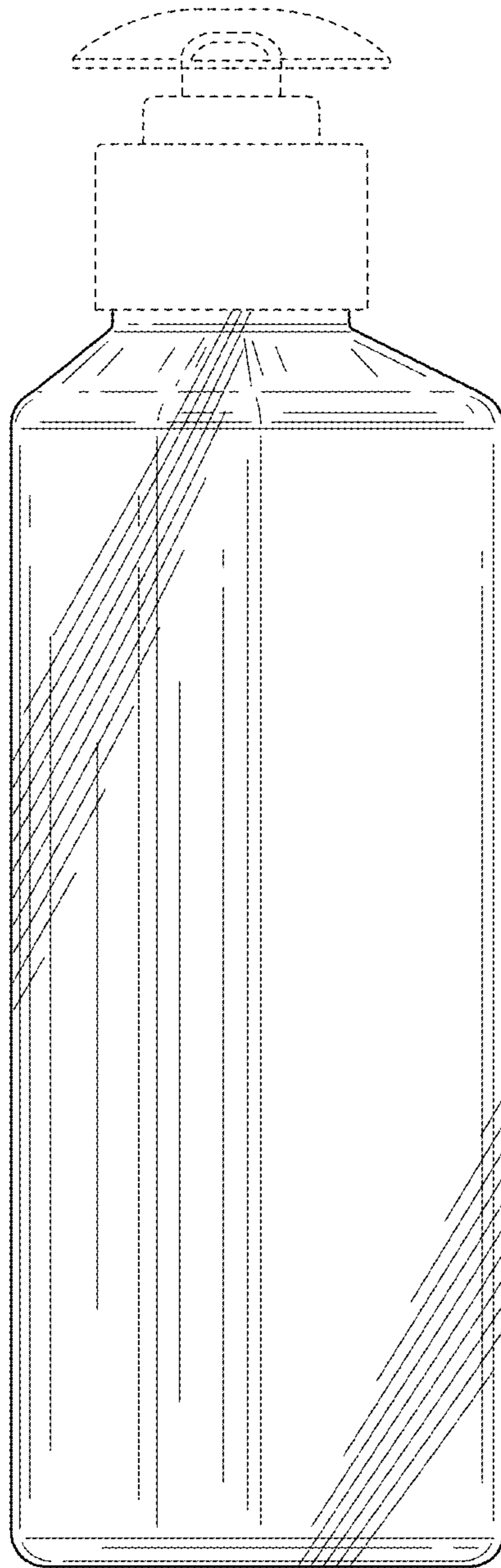


FIG. 6

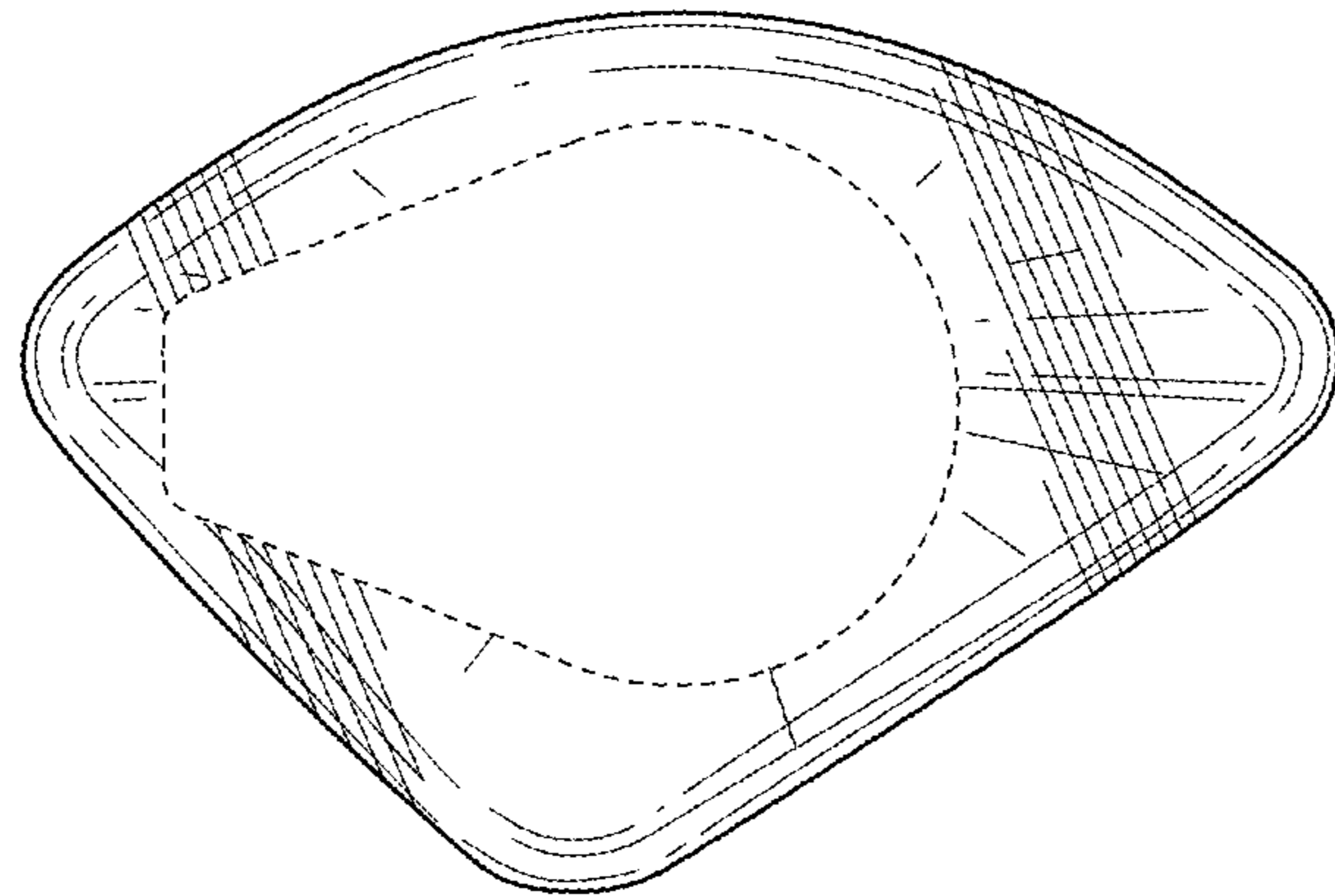


FIG. 7

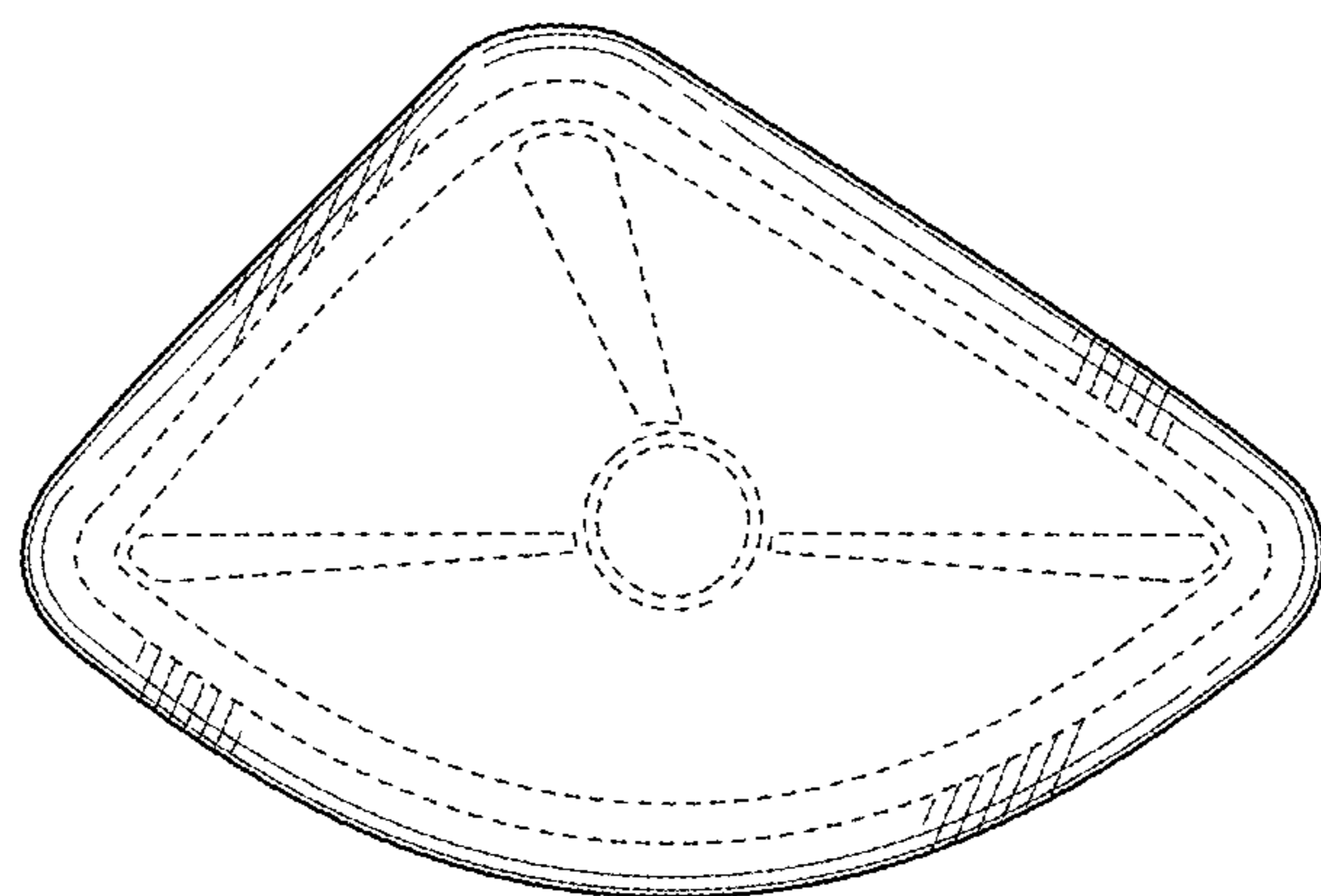


FIG. 8