

US00D790974S

(12) **United States Design Patent** (10) **Patent No.:** **US D790,974 S**  
**Hanan et al.** (45) **Date of Patent:** **\*\* Jul. 4, 2017**

- (54) **BOTTLE** D666,497 S \* 9/2012 Lepoitevin ..... D9/516  
D741,718 S \* 10/2015 Hanan ..... D9/552  
(71) Applicant: **Niagara Bottling, LLC**, Ontario, CA D752,445 S \* 3/2016 Jasso Gomez ..... D9/537  
(US) D759,494 S \* 6/2016 Hanan ..... D9/552  
2013/0140264 A1 \* 6/2013 Hanan ..... B65D 23/00  
215/384  
(72) Inventors: **Jay Clarke Hanan**, Ontario, CA (US); 2014/0183156 A1 \* 7/2014 Hanan ..... B65D 1/0284  
**Benedetta Zancan**, Vittorio Veneto (IT) 215/382  
2014/0183202 A1 \* 7/2014 Hanan ..... B65D 1/0284  
(73) Assignee: **Niagara Bottling, LLC**, Ontario, CA 220/669  
(US) 2015/0144587 A1 \* 5/2015 Hanan ..... B65D 1/0284  
215/377  
(\*\*) Term: **15 Years** 2016/0137331 A1 \* 5/2016 Hanan ..... B65D 1/0246  
215/44

(21) Appl. No.: **29/570,661**

(22) Filed: **Jul. 11, 2016**

(51) **LOC (10) Cl.** ..... **09-01**

(52) **U.S. Cl.**  
USPC ..... **D9/538; D9/552**

(58) **Field of Classification Search**  
USPC ..... D9/502, 516, 519, 520, 522, 536–543,  
D9/557–558, 549–552, 559, 563, 565,  
D9/567–571, 574–575, 667; D24/197;  
215/379, 381–384; 220/660, 662,  
220/669–673, 675

CPC ..... B65D 1/0223; B65D 2501/0036; B65D  
79/005; B65D 23/102; B65D 2501/0027;  
B65D 1/0284; B65D 1/44; B65D 23/00  
See application file for complete search history.

(56) **References Cited**

**U.S. PATENT DOCUMENTS**

- D96,106 S \* 7/1935 Fuerst ..... D9/552  
D496,280 S \* 9/2004 Mero ..... D9/538  
D582,780 S \* 12/2008 Bourne ..... D9/520  
D603,268 S \* 11/2009 Bourne ..... D9/520

\* cited by examiner

*Primary Examiner* — Anhdao Doan

*Assistant Examiner* — Mary Malley

(74) *Attorney, Agent, or Firm* — Rutan & Tucker LLP;  
Hani Z. Sayed

(57) **CLAIM**

The ornamental design for an bottle, as shown and described.

**DESCRIPTION**

FIG. 1 is a top, front, left side perspective view of the present invention;

FIG. 2 is a front elevation view;

FIG. 3 is a left side elevation view;

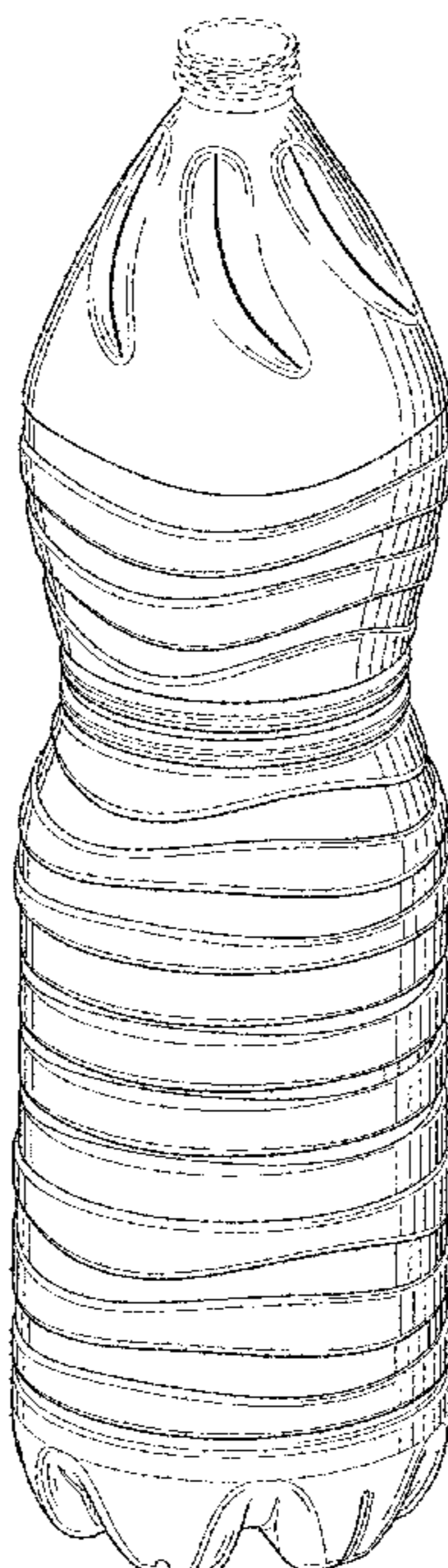
FIG. 4 is a right side elevation view;

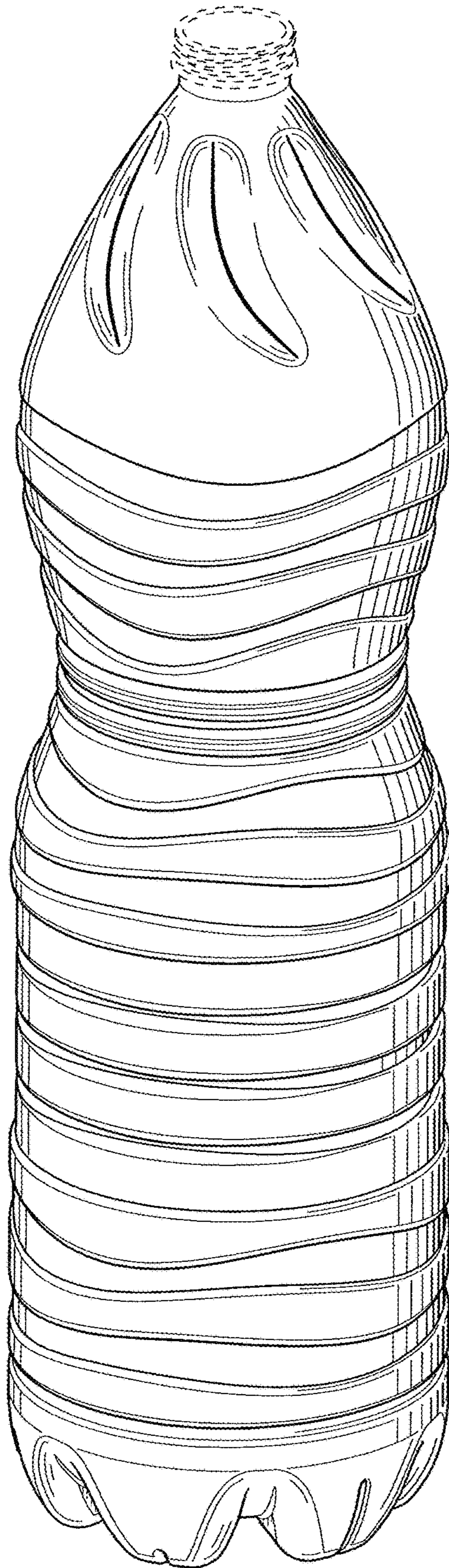
FIG. 5 is a top plan view; and,

FIG. 6 is a bottom plan view.

The broken lines illustrate portions of the bottle that form no part of the claimed design.

**1 Claim, 3 Drawing Sheets**





*FIG. 1*

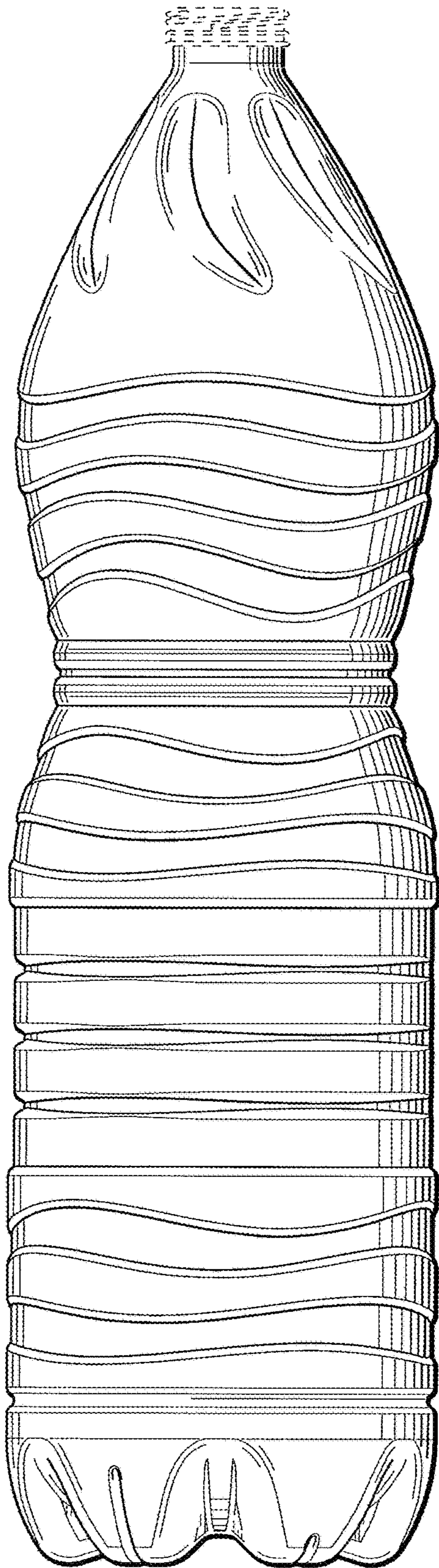


FIG. 2

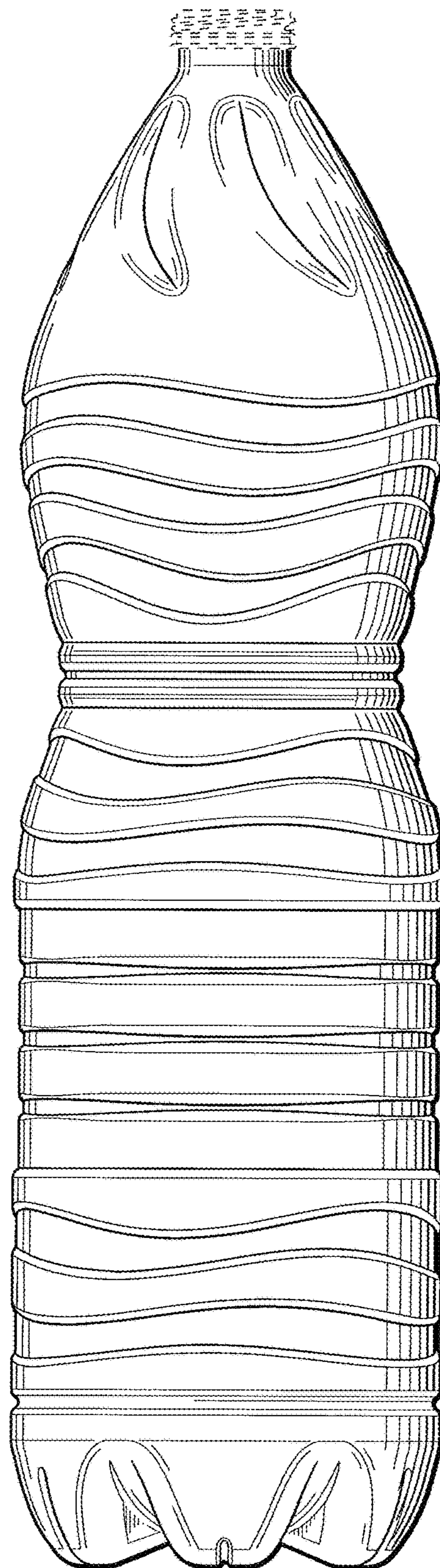


FIG. 3

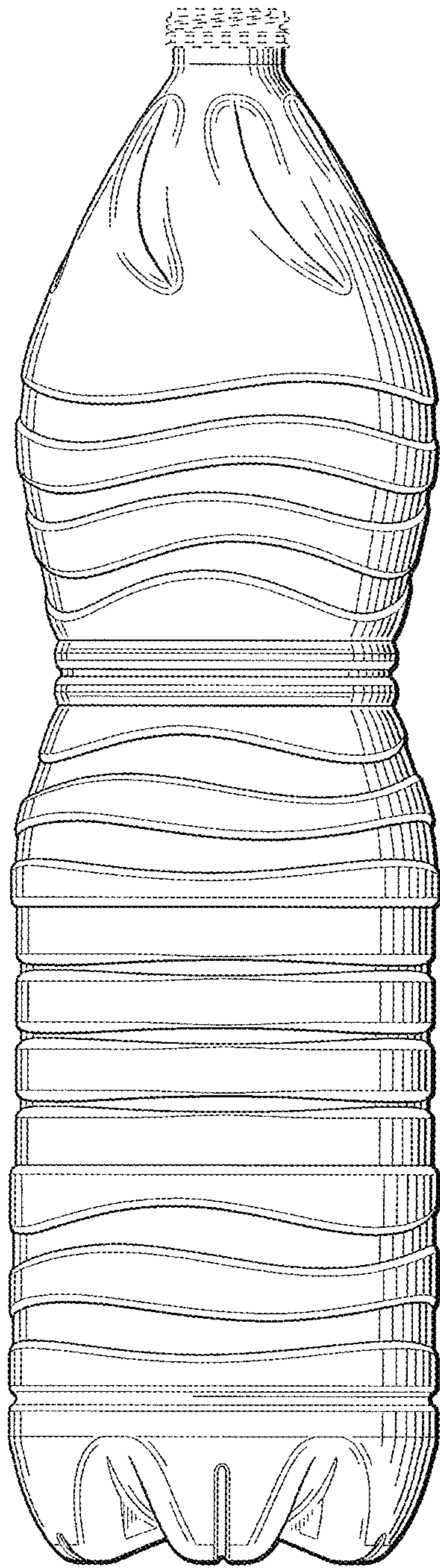


FIG. 4

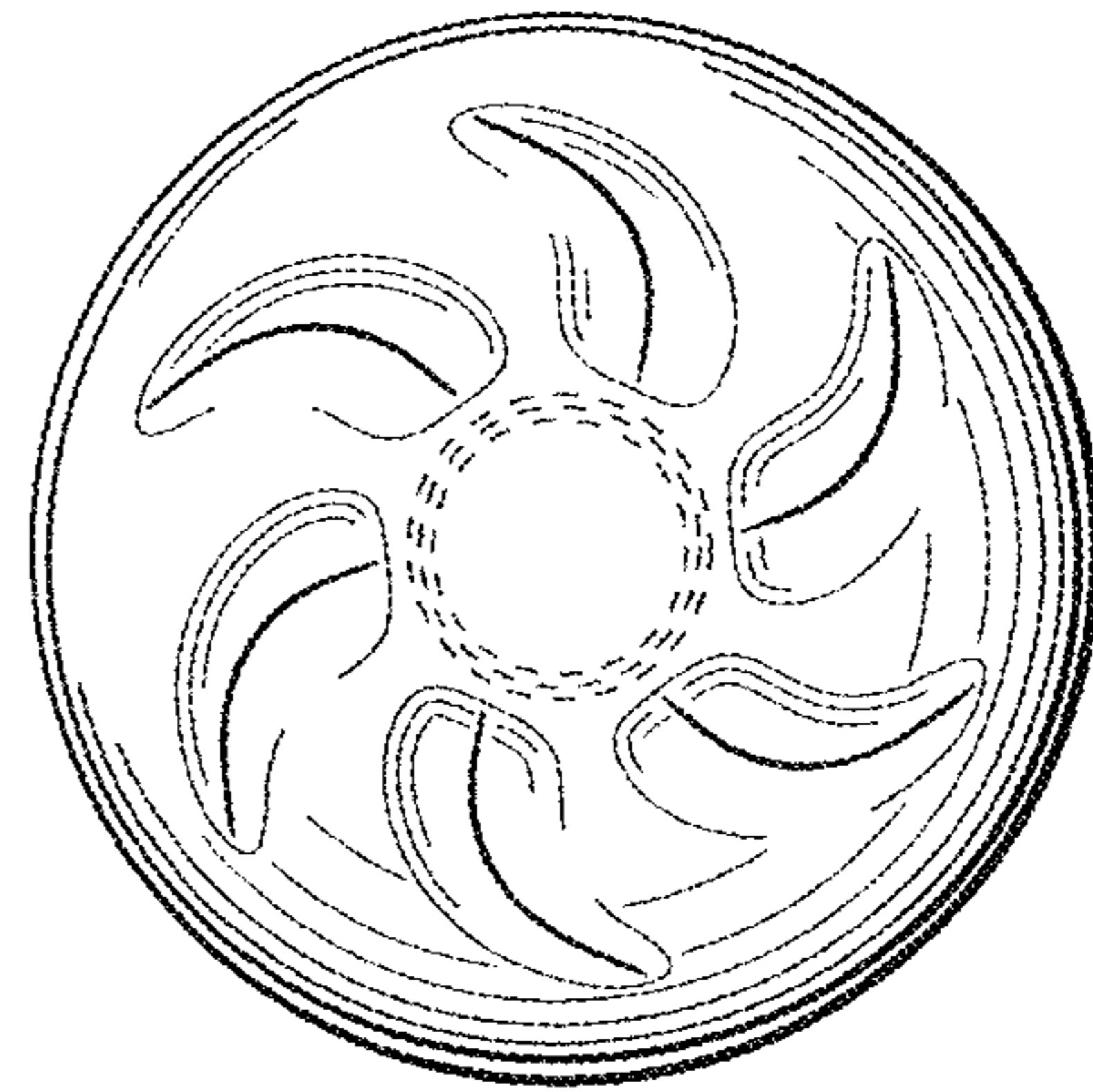


FIG. 5

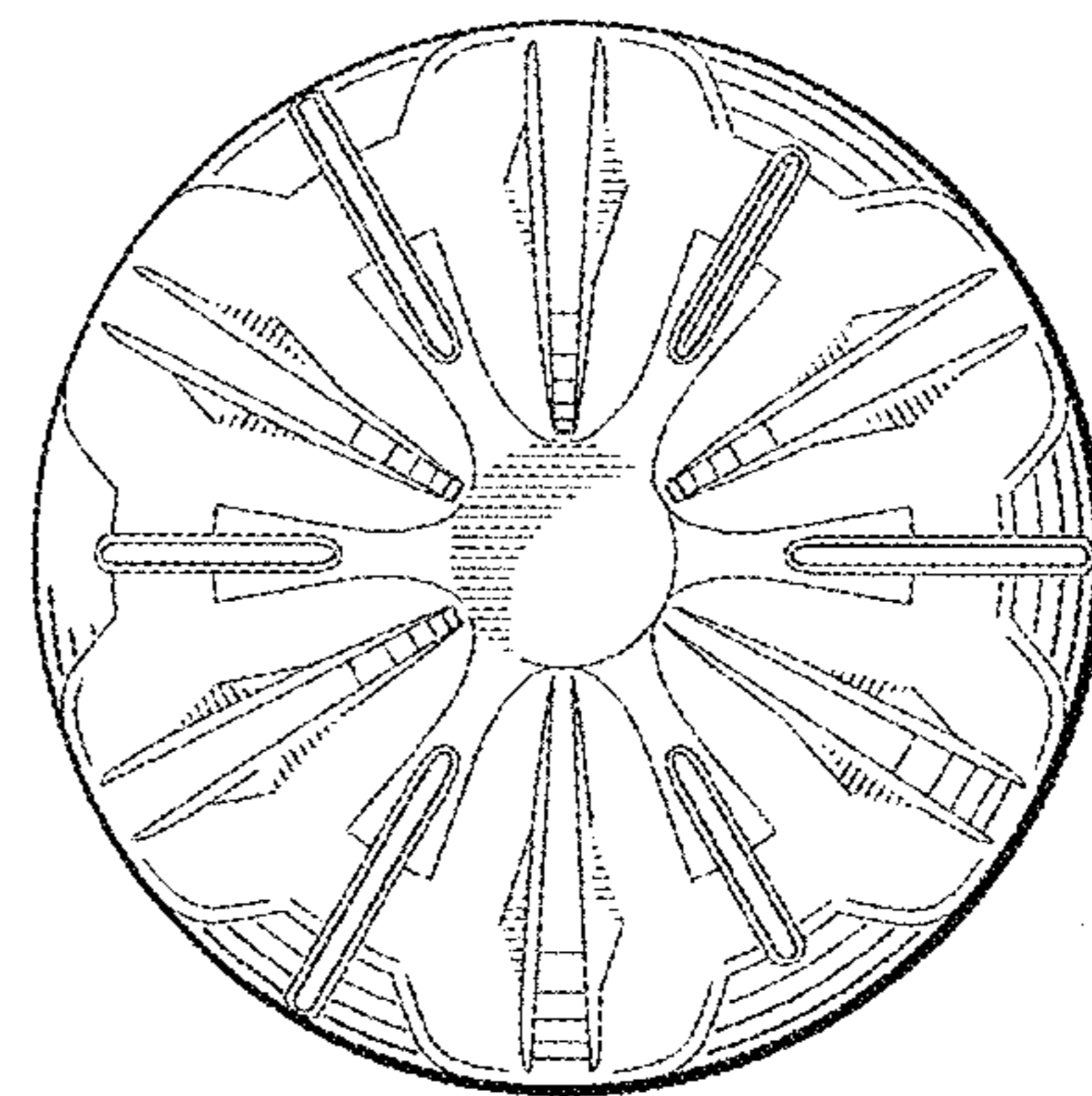


FIG. 6