



US00D790964S

(12) **United States Design Patent** (10) **Patent No.:** **US D790,964 S**
Akana et al. (45) **Date of Patent:** **** Jul. 4, 2017**

(54) **PACKAGING**

(71) Applicant: **Apple Inc.**, Cupertino, CA (US)

(72) Inventors: **Jody Akana**, San Francisco, CA (US); **Bartley K. Andre**, Palo Alto, CA (US); **Shota Aoyagi**, San Francisco, CA (US); **Anthony Michael Ashcroft**, San Francisco, CA (US); **Jeremy Bataillou**, San Francisco, CA (US); **Daniel J. Coster**, San Francisco, CA (US); **Daniele De Iuliis**, San Francisco, CA (US); **M. Evans Hankey**, San Francisco, CA (US); **Julian Hoenig**, San Francisco, CA (US); **Richard P. Howarth**, San Francisco, CA (US); **Jonathan P. Ive**, San Francisco, CA (US); **Duncan Robert Kerr**, San Francisco, CA (US); **Matthew Dean Rohrbach**, San Francisco, CA (US); **Peter Russell-Clarke**, San Francisco, CA (US); **Benjamin Andrew Shaffer**, San Jose, CA (US); **Mikael Silvanto**, San Francisco, CA (US); **Christopher J. Stringer**, Woodside, CA (US); **Eugene Antony Whang**, San Francisco, CA (US); **Rico Zörkendörfer**, San Francisco, CA (US)

(73) Assignee: **Apple Inc.**, Cupertino, CA (US)

(**) Term: **15 Years**

(21) Appl. No.: **29/565,702**

(22) Filed: **May 24, 2016**

Related U.S. Application Data

(63) Continuation of application No. 29/500,912, filed on Aug. 29, 2014, now Pat. No. Des. 764,285.

(51) **LOC (10) Cl.** **09-03**

(52) **U.S. Cl.**
USPC **D9/432; D9/424; D9/737**

(58) **Field of Classification Search**

USPC D9/430-434, 414, 420-424, 427, D9/707-708; D3/272, 273, 294, 302, D3/304, 315; D7/601, 602, 612
(Continued)

(56) **References Cited**

U.S. PATENT DOCUMENTS

1,653,500 A * 12/1927 Flier A47F 3/145
206/301
1,735,061 A 11/1929 Shields
(Continued)

FOREIGN PATENT DOCUMENTS

WO DM-031323 1/1995

OTHER PUBLICATIONS

U.S. Appl. No. 29/500,899, filed Aug. 29, 2014; Akana et al. Jewelers' Circular—Keystone, Jul. 31, 1990. Japanese Patent Office Document HB02021354. Make It Difference AIHAO 2006 Catalog, 54, AHP—C08. Japanese Patent Office Document HD18006207.

Primary Examiner — Vy Koenig

(74) *Attorney, Agent, or Firm* — Sterne, Kessler, Goldstein & Fox P.L.L.C.

(57) **CLAIM**

The ornamental design for packaging, as shown and described.

DESCRIPTION

FIG. 1 is a top front perspective view of packaging showing the claimed design according to a first embodiment;
FIG. 2 is a front view thereof;
FIG. 3 is a rear view thereof;
FIG. 4 is a left side view thereof;
FIG. 5 is a right side view thereof;
FIG. 6 is a top view thereof;
FIG. 7 is a bottom view thereof;

(Continued)

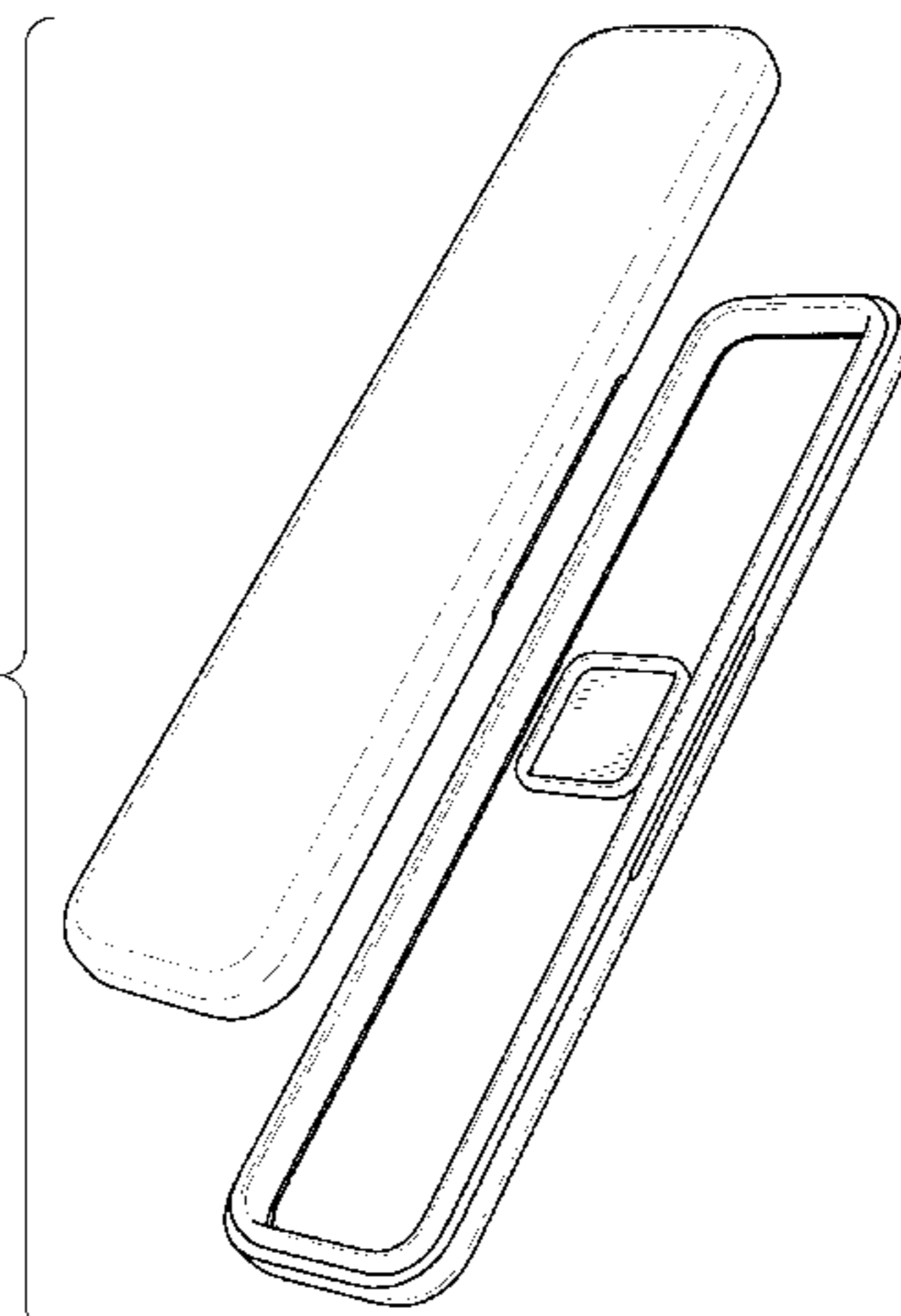


FIG. 8 is an exploded top front perspective view thereof, separating the upper portion of the packaging from the lower portion of the packaging;
 FIG. 9 is a front view of the lower portion of the packaging of FIG. 8;
 FIG. 10 is a rear view thereof;
 FIG. 11 is a left side view thereof;
 FIG. 12 is a right side view thereof;
 FIG. 13 is a top view thereof;
 FIG. 14 is a bottom view thereof;
 FIG. 15 is a top view thereof showing the packaging in an environment in which it may be used;
 FIG. 16 is a front view of the upper portion of the packaging of FIG. 8;
 FIG. 17 is a rear view thereof;
 FIG. 18 is a left side view thereof;
 FIG. 19 is a right side view thereof;
 FIG. 20 is a top view thereof;
 FIG. 21 is a bottom view thereof;
 FIG. 22 is a top front perspective view of packaging showing the claimed design according to a second embodiment;
 FIG. 23 is a front view thereof;
 FIG. 24 is a rear view thereof;
 FIG. 25 is a left side view thereof;
 FIG. 26 is a right side view thereof;
 FIG. 27 is a top view thereof;
 FIG. 28 is a bottom view thereof;
 FIG. 29 is an exploded top front perspective view thereof, separating the upper portion of the packaging from the lower portion of the packaging;
 FIG. 30 is a front view of the lower portion of the packaging of FIG. 29;
 FIG. 31 is a rear view thereof;
 FIG. 32 is a left side view thereof;
 FIG. 33 is a right side view thereof;
 FIG. 34 is a top view thereof;
 FIG. 35 is a bottom view thereof;
 FIG. 36 is a top view thereof showing the packaging in an environment in which it may be used;
 FIG. 37 is a front view of the upper portion of the packaging of FIG. 29;
 FIG. 38 is a rear view thereof;
 FIG. 39 is a left side view thereof;
 FIG. 40 is a right side view thereof;
 FIG. 41 is a top view thereof; and,
 FIG. 42 is a bottom view thereof.
 The broken lines in the figures show environment that forms no part of the claimed design.

1 Claim, 24 Drawing Sheets

(58) **Field of Classification Search**

CPC B65D 5/00; B65D 5/0209; B65D 5/029;
 B65D 5/40; B65D 5/72; B65D 5/727

See application file for complete search history.

(56) **References Cited**

U.S. PATENT DOCUMENTS

D303,765	S	10/1989	Kaplan	
D340,409	S	10/1993	Hirsch	
D365,754	S	1/1996	Plassier	
D369,103	S *	4/1996	Plassier	D9/418
D369,295	S	4/1996	Kobari	
D369,973	S	5/1996	Dikowitz	
D389,639	S	1/1998	Priebe	
D406,756	S	3/1999	Garganese	
D417,391	S	12/1999	Szczepanski	
D427,432	S *	7/2000	Au	D3/263
D502,868	S *	3/2005	Cattaruzza	D3/294
D506,744	S	6/2005	Andre et al.	
D509,132	S *	9/2005	Au	D3/294
D558,572	S	1/2008	Andre et al.	
D577,197	S *	9/2008	Guerriero	D3/294
D580,752	S	11/2008	Andre et al.	
D582,267	S	12/2008	Andre et al.	
D584,142	S	1/2009	Andre et al.	
D601,884	S	10/2009	Andre et al.	
D616,738	S	6/2010	Andre et al.	
D616,741	S	6/2010	Andre et al.	
D621,256	S	8/2010	Andre et al.	
D648,630	S *	11/2011	Doster	D19/83
D658,492	S	5/2012	Akana et al.	
D659,530	S	5/2012	Akana et al.	
D660,723	S	5/2012	Akana et al.	
D668,143	S	10/2012	Akana et al.	
D677,563	S	3/2013	Andre et al.	
D685,654	S	7/2013	Akana et al.	
D695,632	S	12/2013	Akana et al.	
D702,547	S	4/2014	Akana et al.	
D706,643	S	6/2014	Akana et al.	
D712,279	S	9/2014	Akana et al.	
D712,748	S	9/2014	Akana et al.	
D713,738	S	9/2014	Akana et al.	
D713,739	S	9/2014	Akana et al.	
D713,740	S	9/2014	Akana et al.	
D714,635	S *	10/2014	Demar	D9/415
D764,285	S *	8/2016	Akana	D9/432
D778,161	S *	2/2017	Anderson	D9/456
2004/0108236	A1 *	6/2004	Reed	B44D 3/125 206/361
2016/0064993	A1 *	3/2016	Fetterman	H02J 7/0044 320/137

* cited by examiner




FIG. 1



FIG. 2




FIG. 3

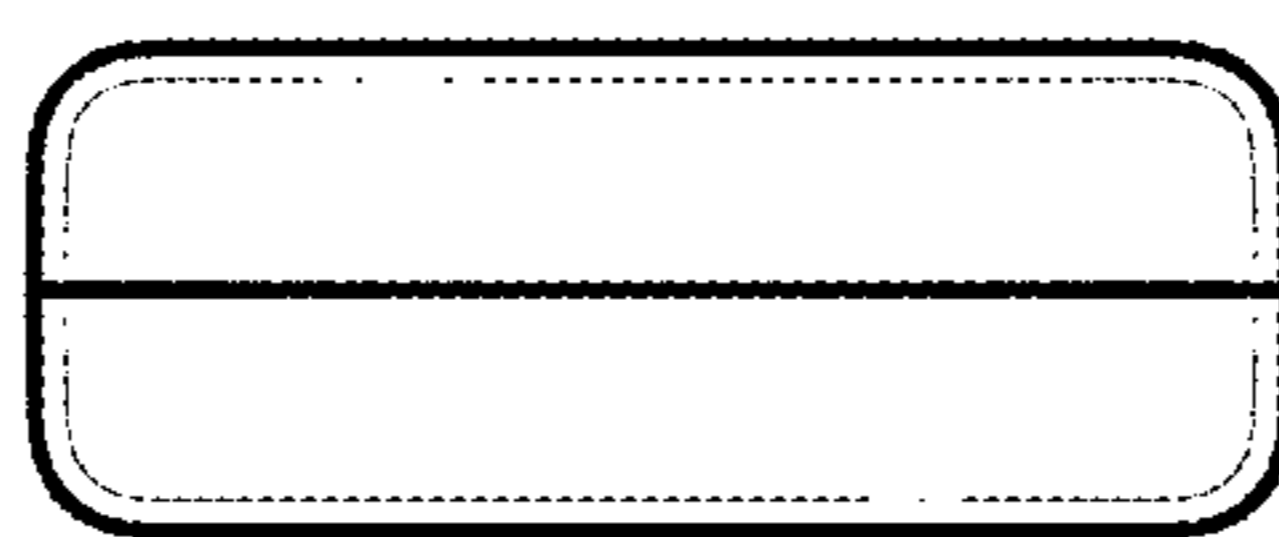


FIG. 4

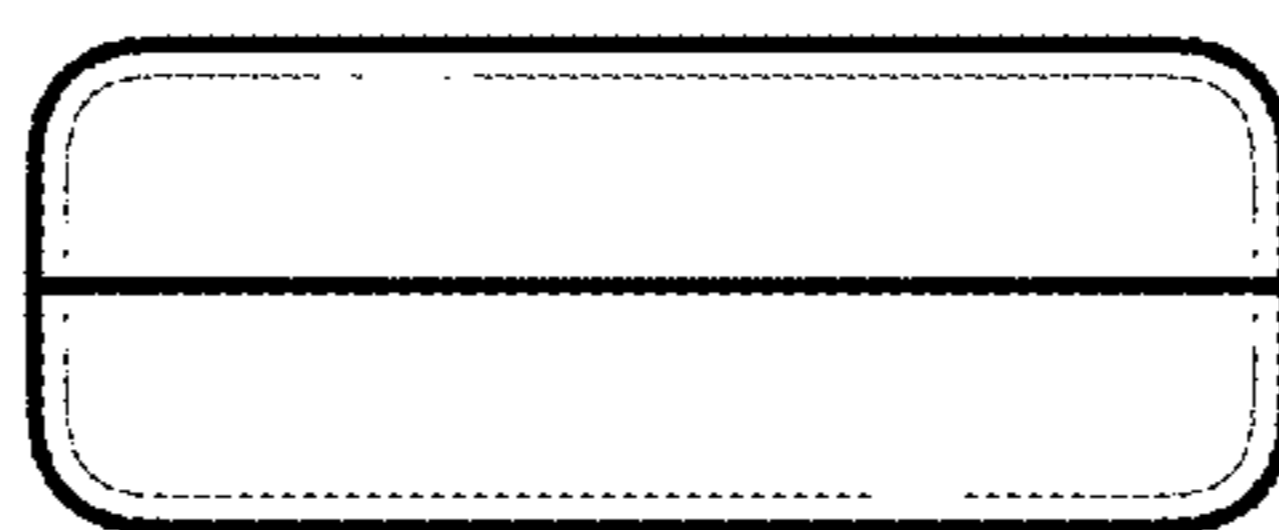


FIG. 5




FIG. 6




FIG. 7

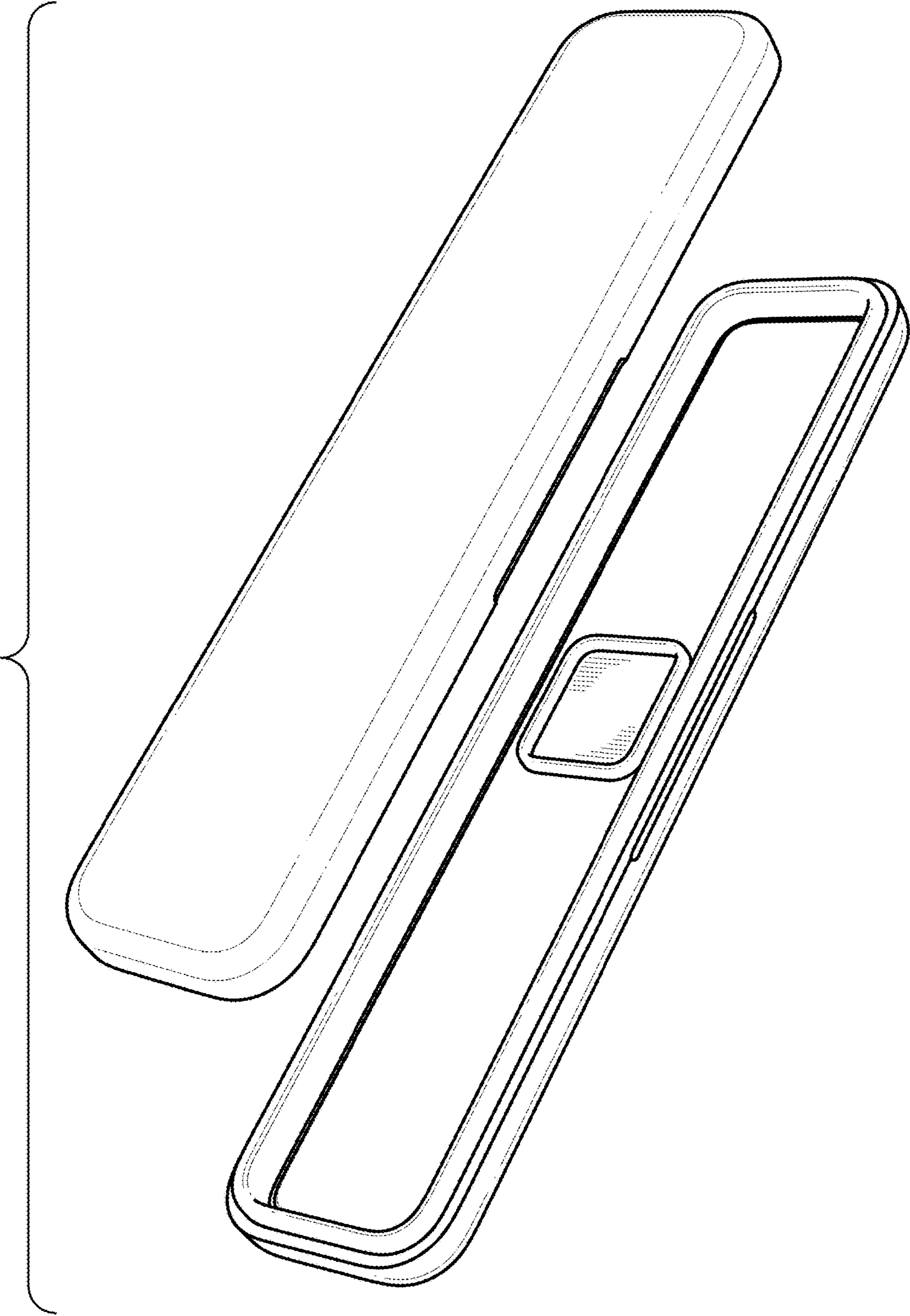


FIG. 8




FIG. 9




FIG. 10

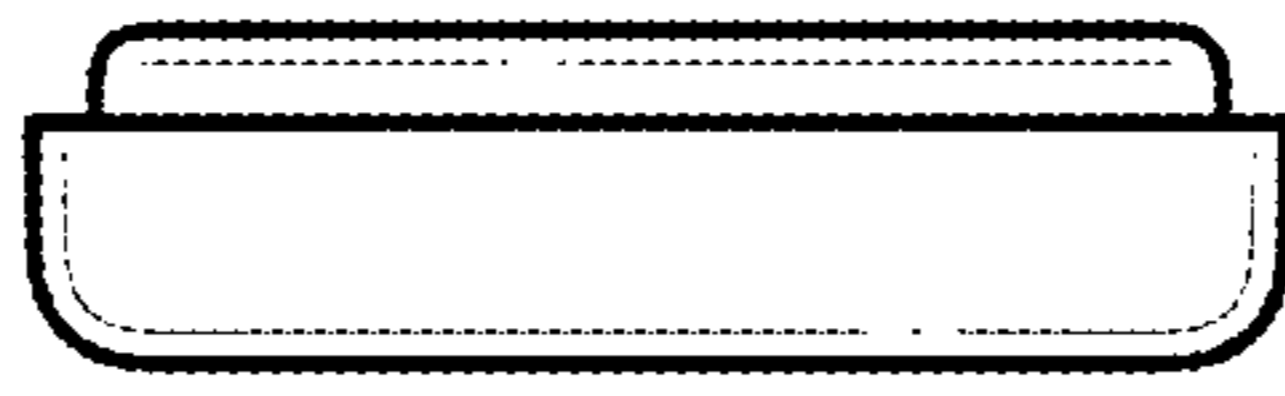


FIG. 11



FIG. 12

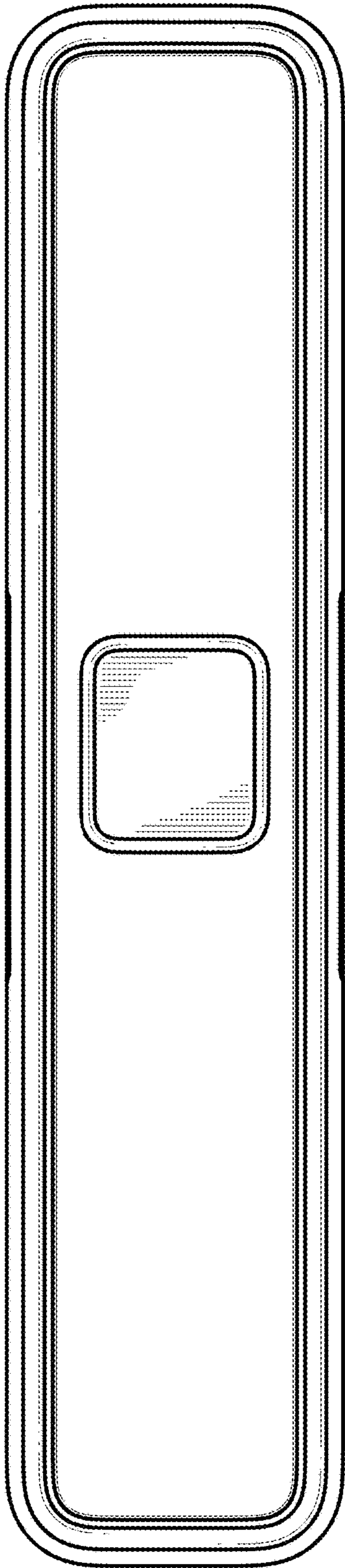


FIG. 13




FIG. 14

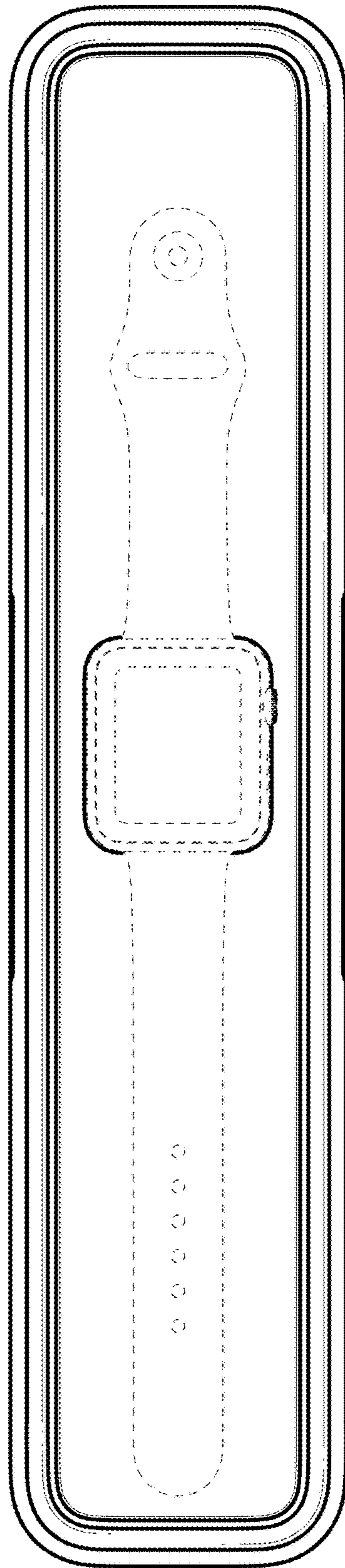


FIG. 15




FIG. 16

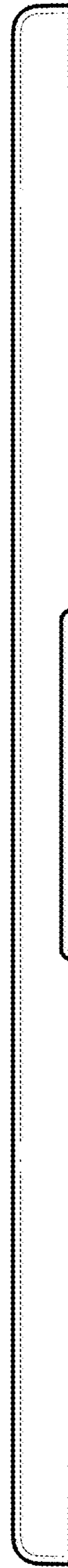


FIG. 17



FIG. 18



FIG. 19




FIG. 20




FIG. 21




FIG. 22




FIG. 23




FIG. 24

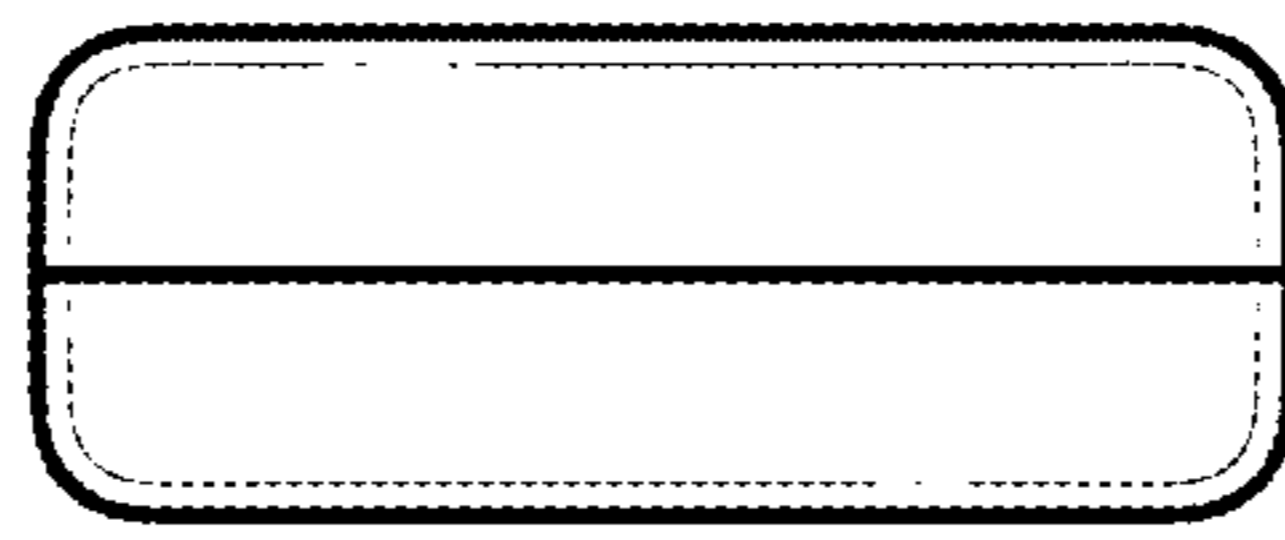


FIG. 25

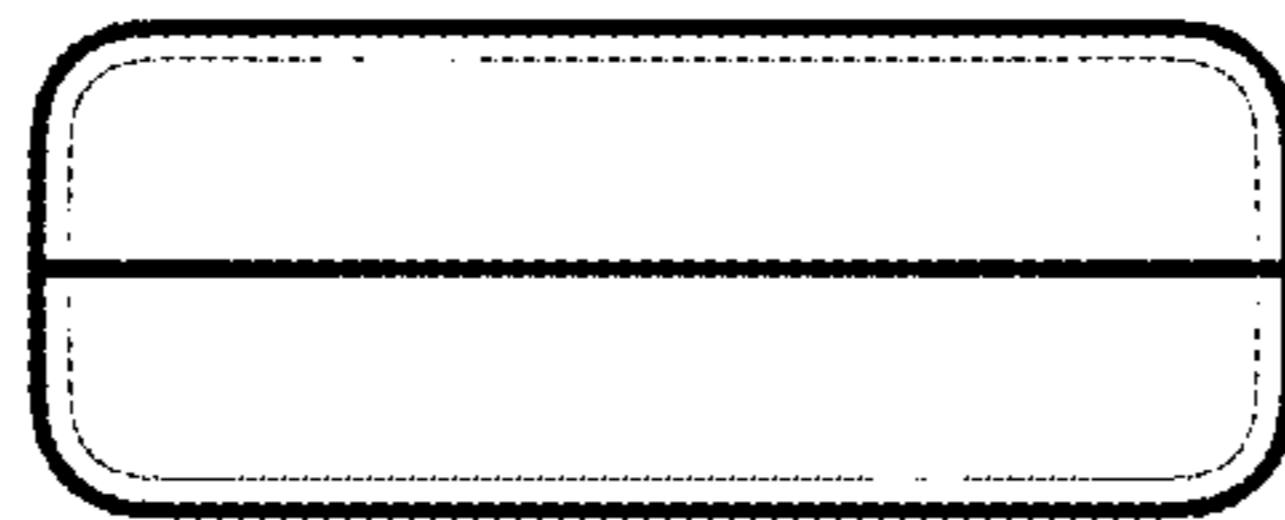


FIG. 26




FIG. 27




FIG. 28

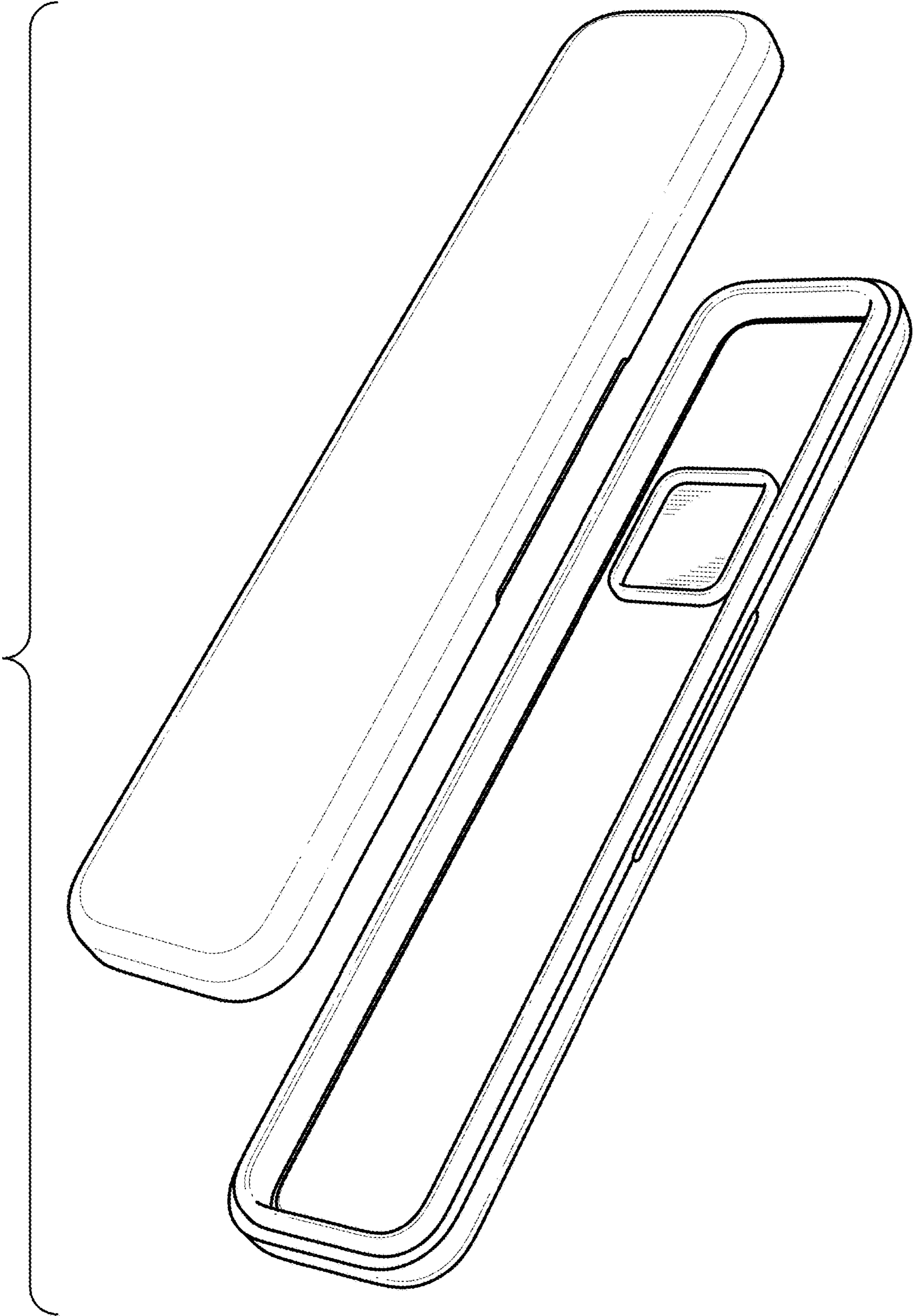


FIG. 29

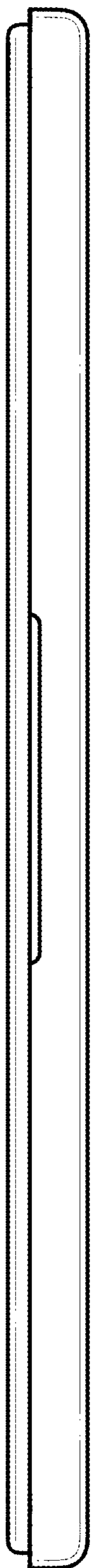


FIG. 30

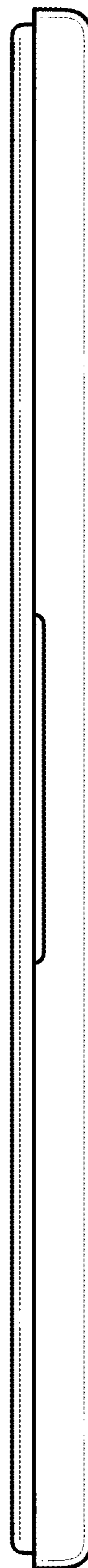


FIG. 31

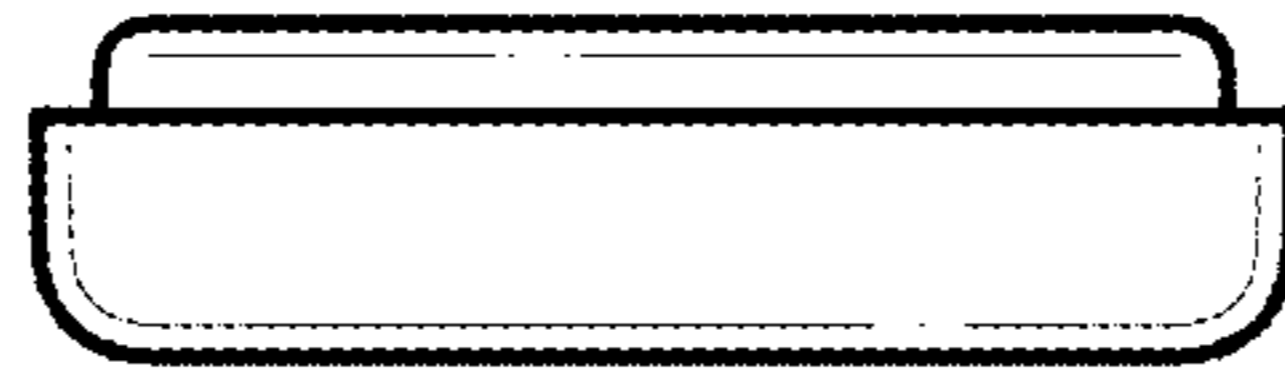


FIG. 32



FIG. 33




FIG. 34




FIG. 35

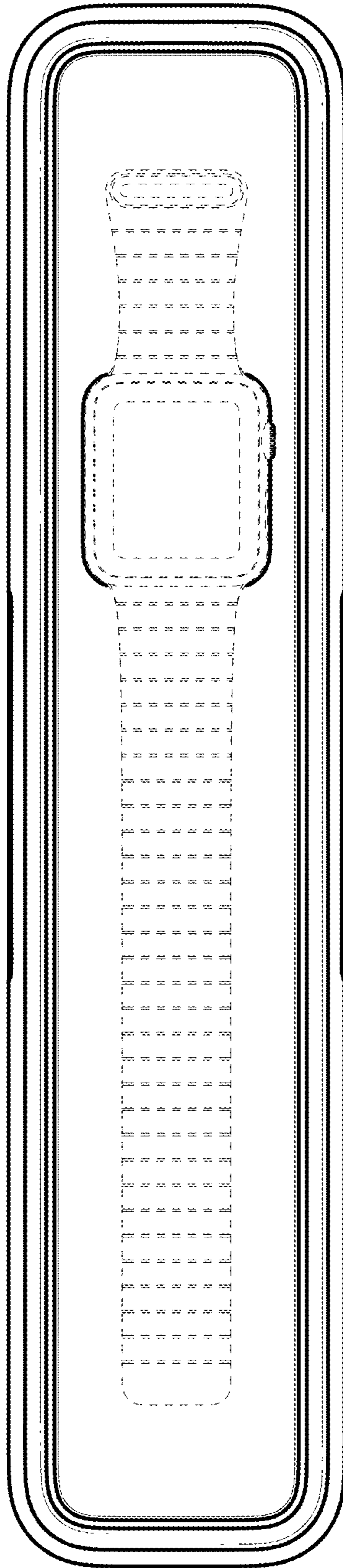


FIG. 36




FIG. 37



FIG. 38

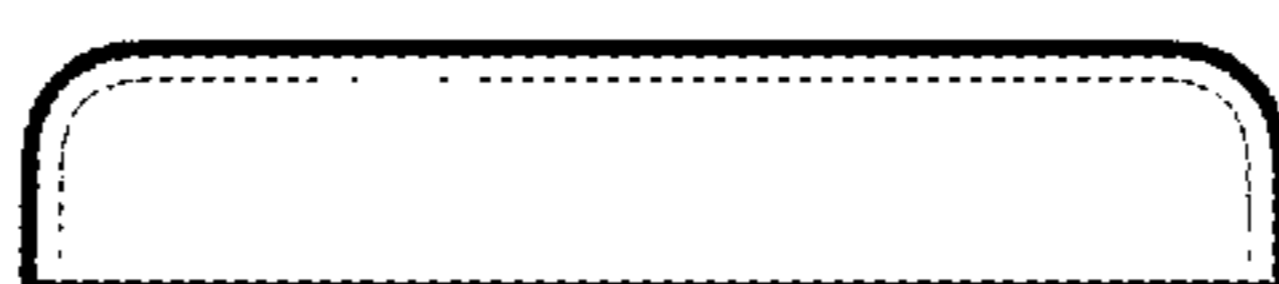


FIG. 39



FIG. 40




FIG. 41




FIG. 42