



US00D790946S

(12) **United States Design Patent** (10) **Patent No.:** **US D790,946 S**
Shoemaker et al. (45) **Date of Patent:** **** Jul. 4, 2017**

(54) **APPLIANCE HANDLE**

(71) Applicant: **Sears Brands, L.L.C.**, Hoffman Estates, IL (US)
(72) Inventors: **Anthony Shoemaker**, Bartlett, IL (US); **Jason Silverstein**, Hoffman Estates, IL (US); **Daniel Green**, Charlotte, NC (US); **Roddy Burgess**, Charlotte, NC (US)

(73) Assignee: **SEARS BRANDS, L.L.C.**, Hoffman Estates, IL (US)

(*) Notice: This patent is subject to a terminal disclaimer.

(**) Term: **15 Years**

(21) Appl. No.: **29/528,371**

(22) Filed: **May 28, 2015**

(51) **LOC (10) Cl.** **08-06**

(52) **U.S. Cl.**
USPC **D8/315**

(58) **Field of Classification Search**
USPC D32/1-3, 6, 25, 28, 29, 34, 24; D23/226, D23/255, 271, 259-260, 268, 381; 312/109, 237 A; 134/56 R, 57 R, 57 D, 134/57 DL, 56 D, 58 R, 58 D, 58 DL, 134/25.2, 184; 68/3 R, 13 R, 27-28, 68/213-214, 232; D8/300-303, 315-317; D15/89, 79; D6/327, 513, 522-523, D6/545-546, 571; D7/331-332, D7/338-340, 348-350.1, 351, 354, 393, D7/405; 16/436
CPC ... Y10T 16/4576; Y10T 16/501; Y10T 16/86; Y10T 16/469; Y10T 16/44; Y10T 16/458; Y10T 16/498; Y10T 16/476; Y10T 16/459; Y10T 16/466; Y10T 16/4713; Y10T 16/4644; Y10T 16/513; Y10T 16/509; Y10T 16/473; Y10T 16/462

See application file for complete search history.

(56) **References Cited**

U.S. PATENT DOCUMENTS

D564,729	S	*	3/2008	Fisher	D7/402
D568,100	S	*	5/2008	Jeon	D7/402
D572,109	S	*	7/2008	Busalt	D8/316
D572,110	S	*	7/2008	Busalt	D8/316
D572,111	S	*	7/2008	Busalt	D8/316
D736,055	S	*	8/2015	Funnell, II	D8/315
D747,912	S	*	1/2016	Funnell, II	D7/348
D747,948	S	*	1/2016	Funnell, II	D8/315
D749,393	S	*	2/2016	Lee	D15/89
D758,827	S	*	6/2016	Grasselli	D8/315
D763,654	S	*	8/2016	Chung	D8/315
D764,230	S	*	8/2016	Shoemaker	D7/405
D764,890	S	*	8/2016	Shoemaker	D15/89
D769,673	S	*	10/2016	Shoemaker	D7/405
2014/0304944	A1	*	10/2014	Carr	A47L 15/4257 16/110.1

* cited by examiner

Primary Examiner — Lakiya Rogers

Assistant Examiner — Harold E Blackwell, II

(74) *Attorney, Agent, or Firm* — McAndrews, Held & Malloy, Ltd.

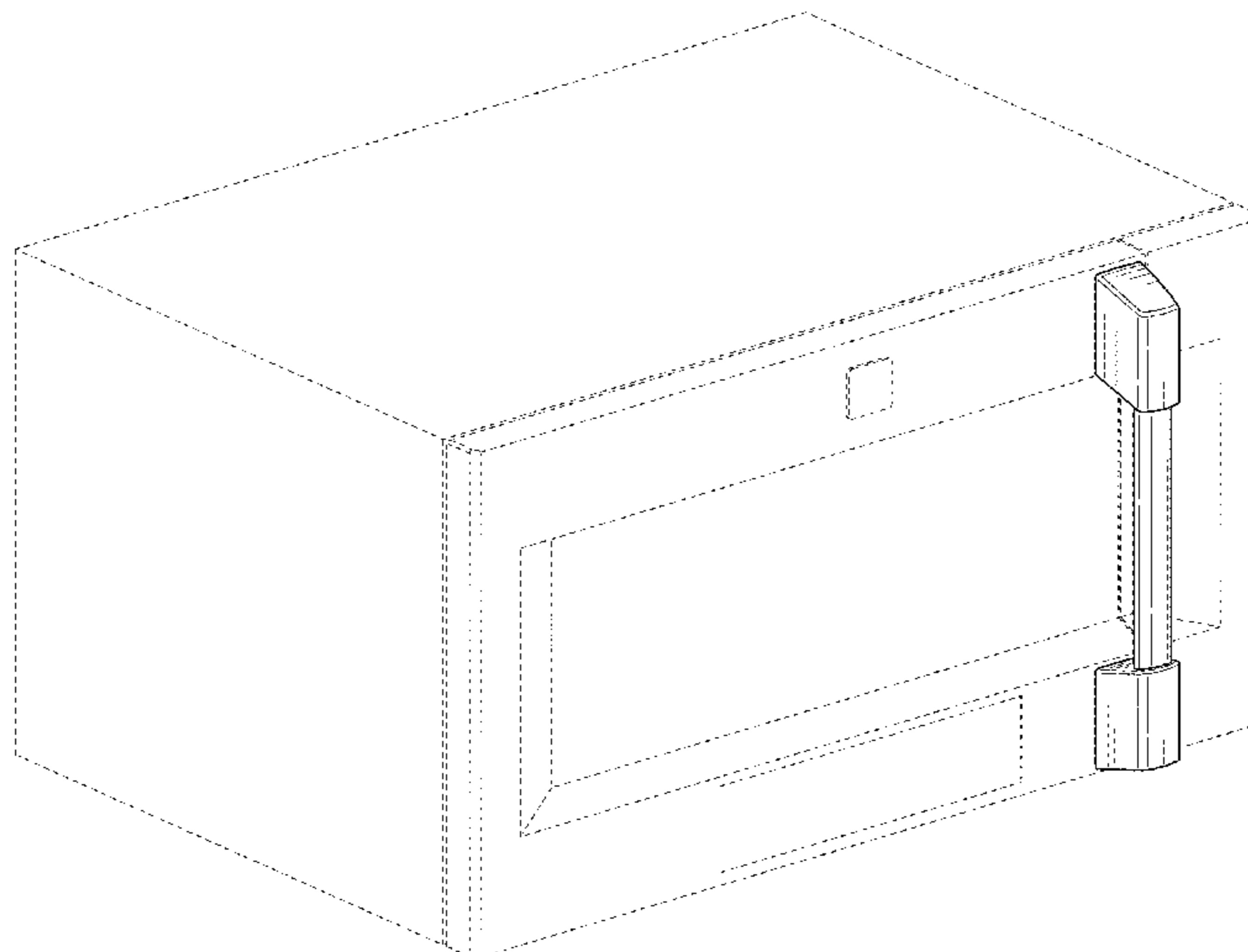
(57) **CLAIM**

The ornamental design for an appliance handle, as shown and described.

DESCRIPTION

FIG. 1 is a top left front perspective view of an appliance handle showing our new design; FIG. 2 is a front view thereof; FIG. 3 is a right-side elevation view thereof; FIG. 4 is a left-side elevation view thereof; FIG. 5 is a top plan view thereof; and, FIG. 6 is a bottom plan view thereof. The dashed broken lines are for environmental purposes only and form no part of the claimed design.

1 Claim, 5 Drawing Sheets



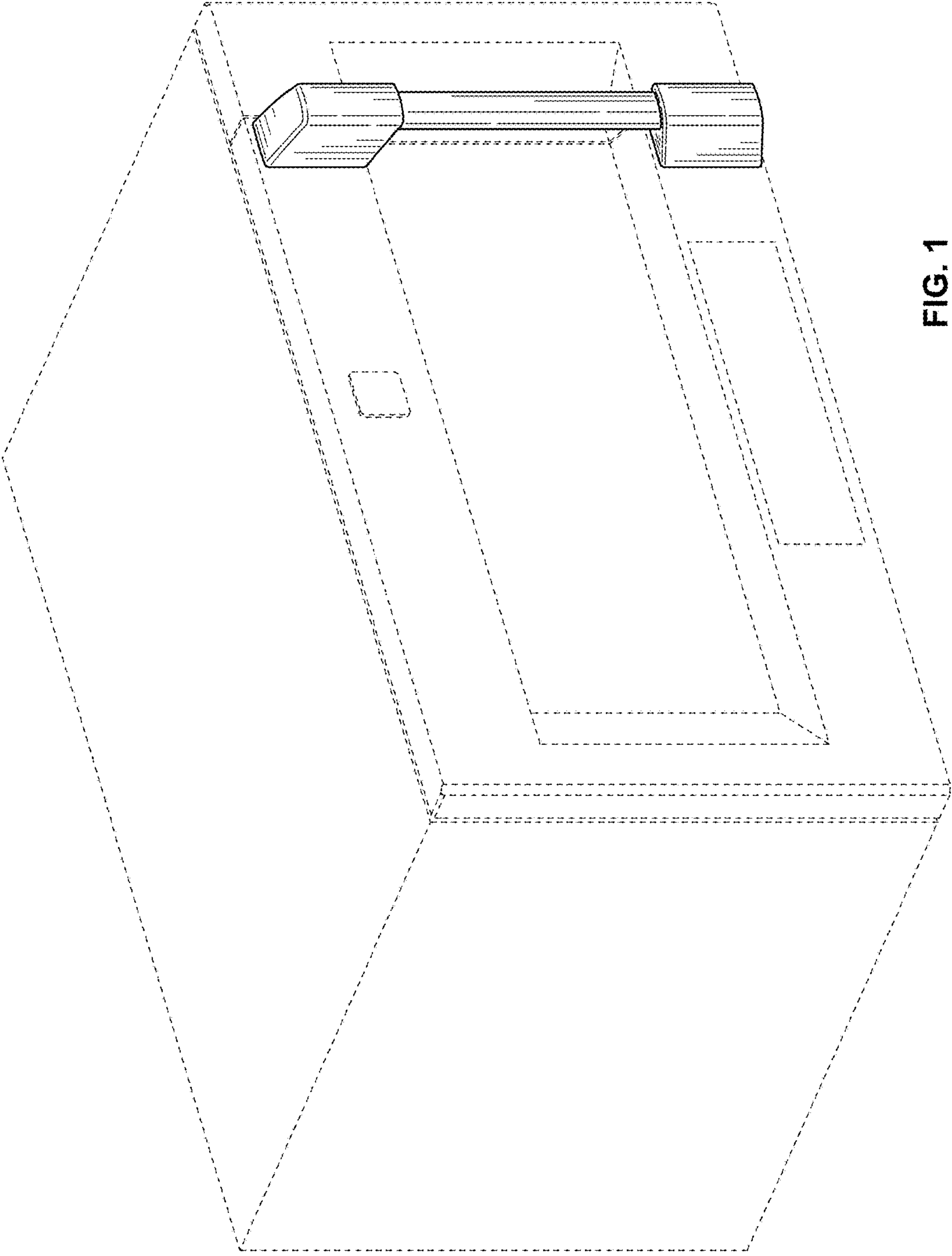


FIG. 1

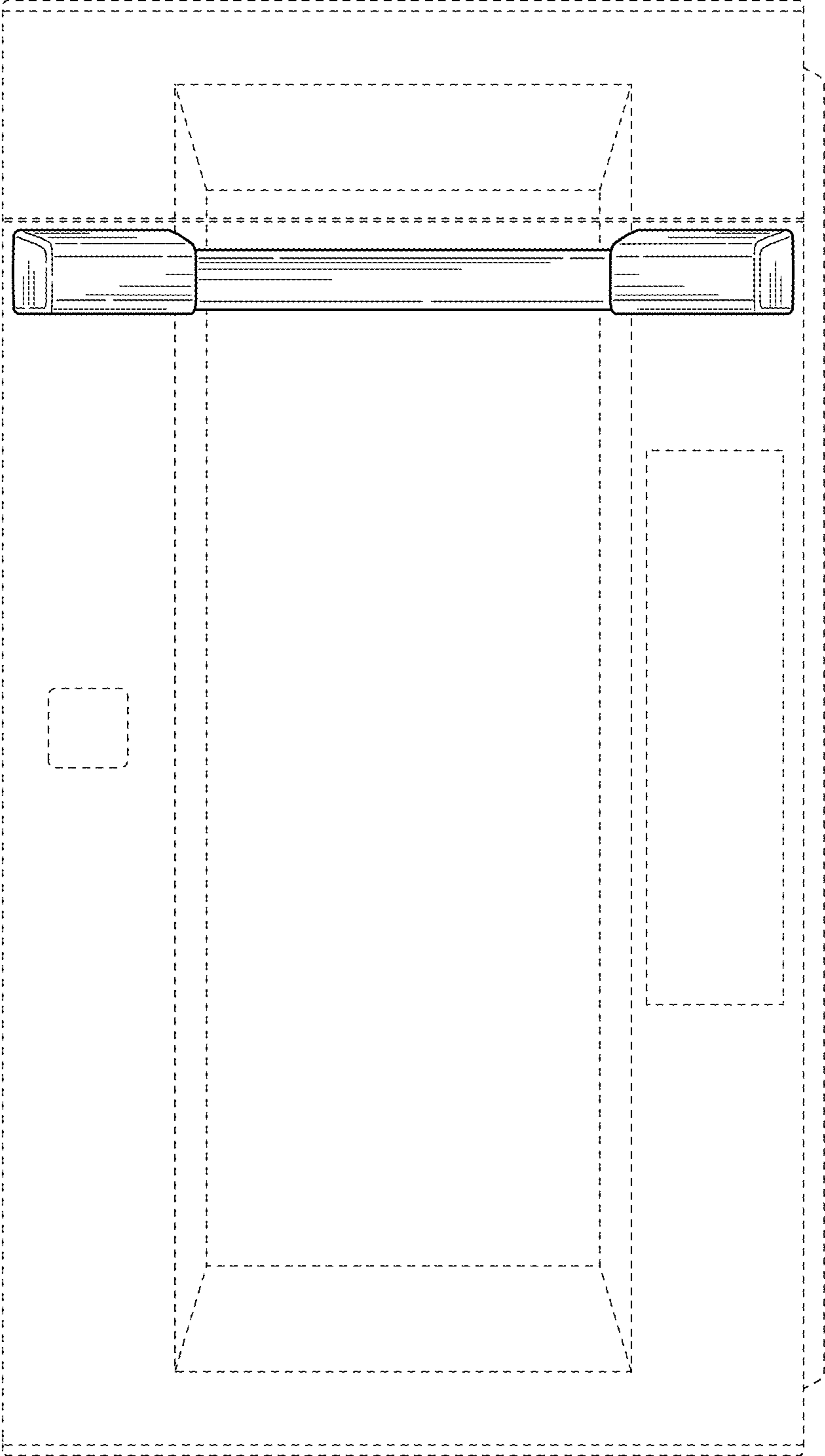


FIG. 2

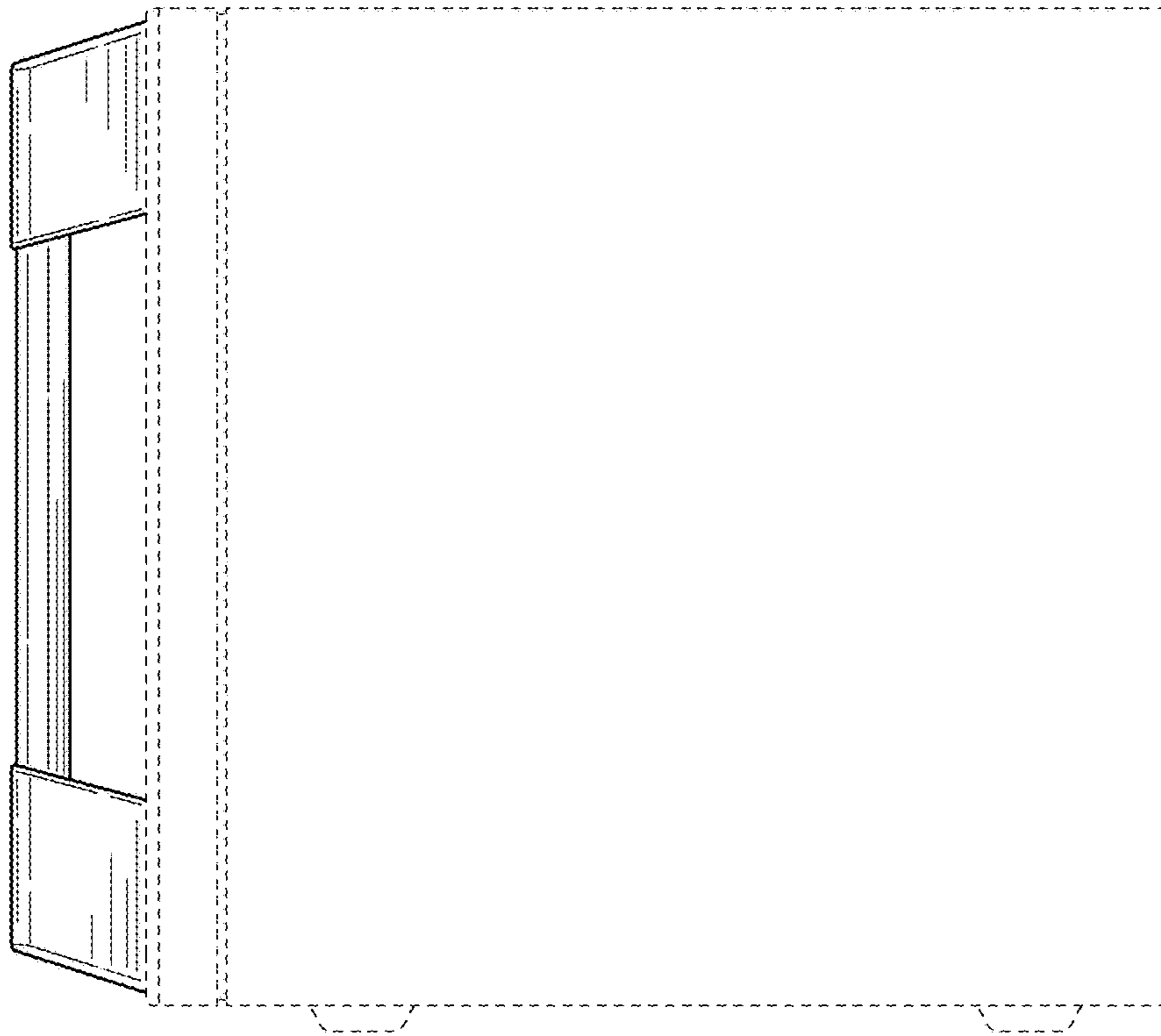


FIG. 3

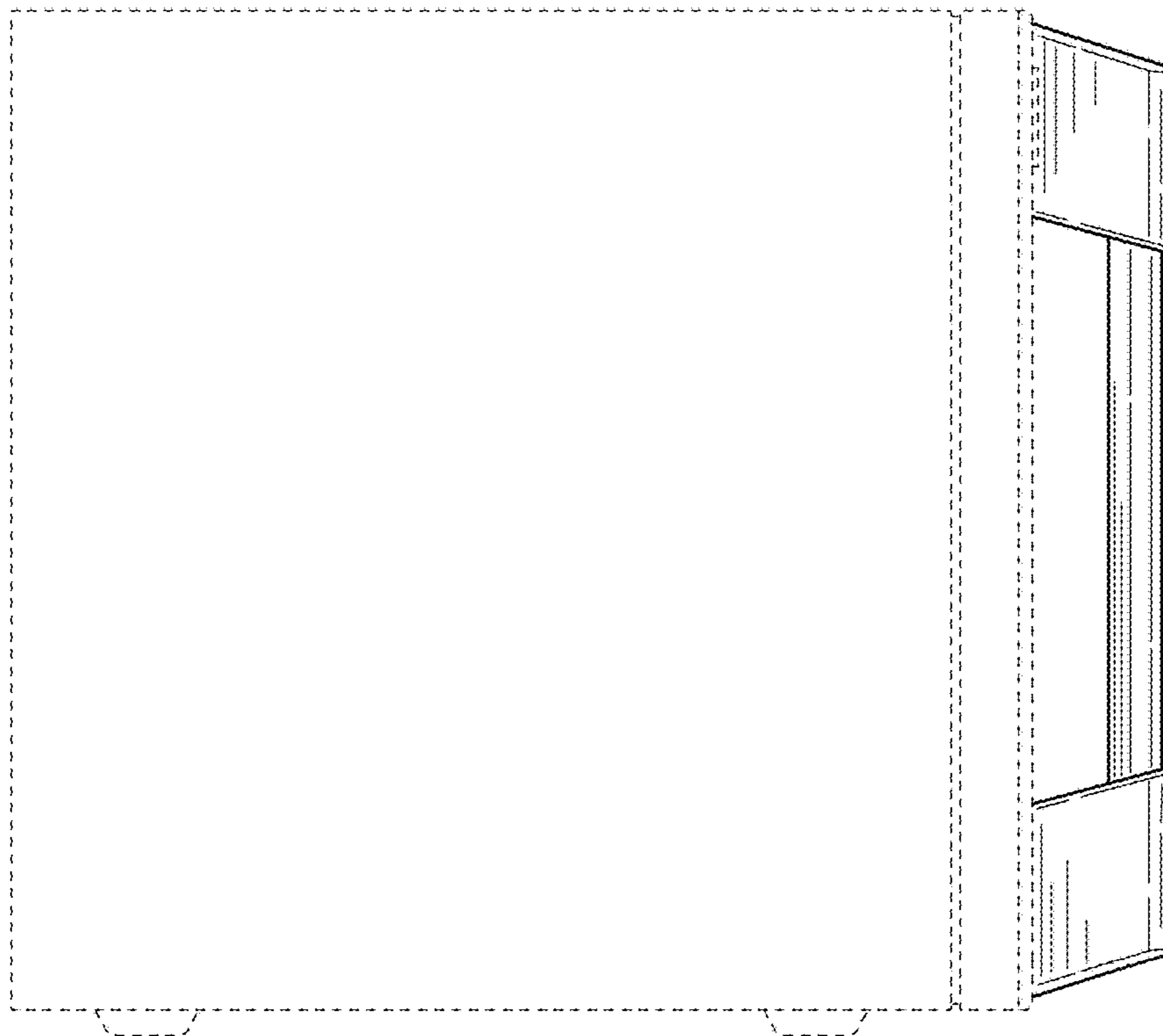


FIG. 4




FIG. 5

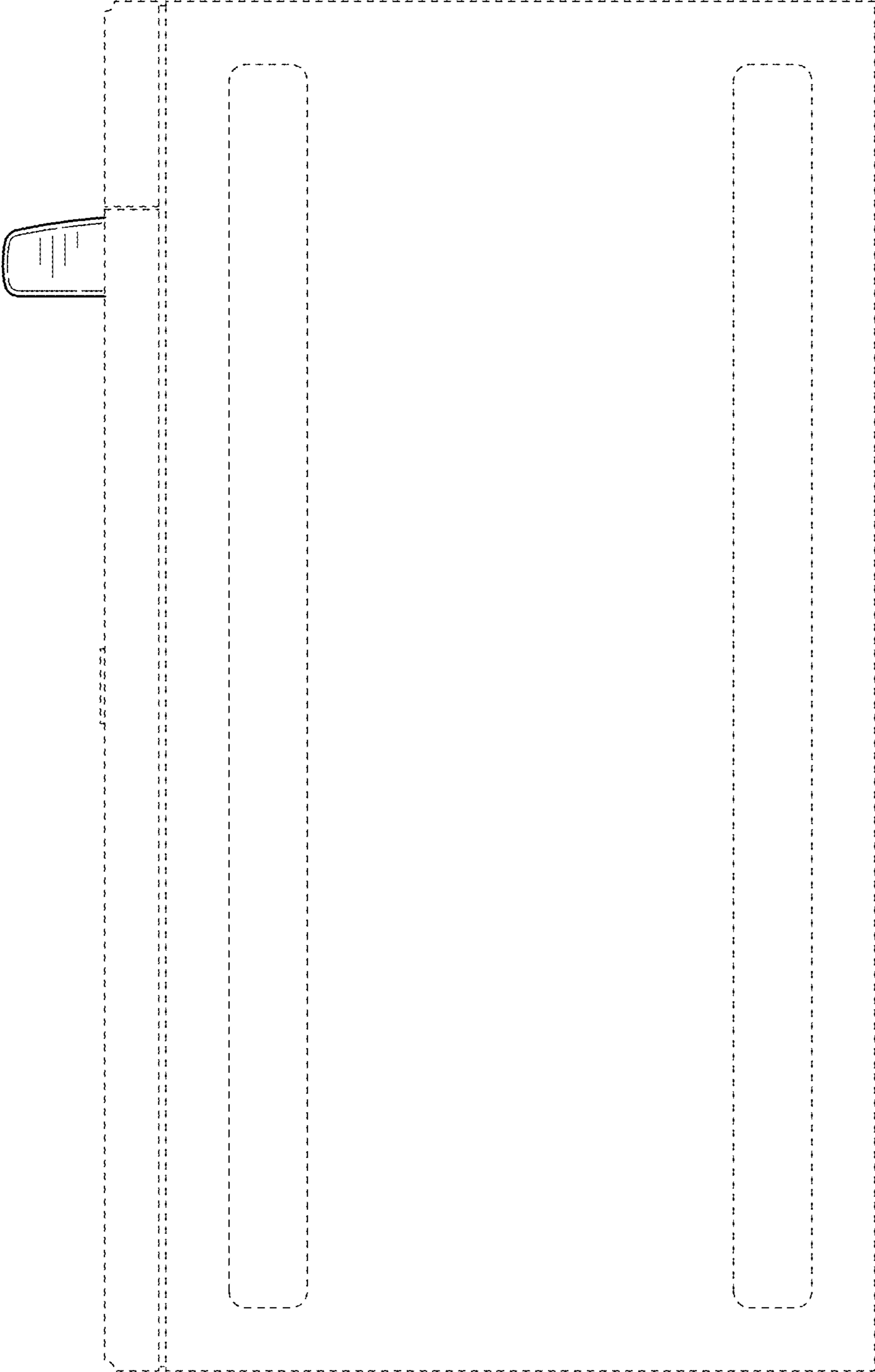


FIG. 6