



US00D790929S

(12) **United States Design Patent** (10) **Patent No.:** **US D790,929 S**  
**Perez** (45) **Date of Patent:** **\*\* Jul. 4, 2017**

(54) **SPOON**

(71) Applicant: **RaZbaby Innovative Baby Products, Inc.**, Miami, FL (US)  
(72) Inventor: **Adam Michael Perez**, Miami, FL (US)  
(73) Assignee: **RaZbaby Innovative Baby Products, Inc.**, Miami, FL (US)

(\*\*) Term: **15 Years**

(21) Appl. No.: **29/557,259**

(22) Filed: **Mar. 7, 2016**

**Related U.S. Application Data**

(63) Continuation-in-part of application No. 29/542,546, filed on Dec. 17, 2015.

(51) **LOC (10) Cl.** ..... **07-03**

(52) **U.S. Cl.**  
USPC ..... **D7/653**; D7/401.2; D7/642

(58) **Field of Classification Search**  
USPC ..... D7/368, 401.2, 642-645, 653-664, 669, D7/675-677, 683, 688-689, 691; D8/107, 300-301; D21/525; D22/117-118; D24/195  
CPC ... A01D 9/02; A01D 9/04; A01D 9/06; A47G 21/00; A47G 21/004; A47G 21/005; A47G 21/02; A47G 21/023; A47G 21/04; A47G 21/06; A47G 21/08; A47J 31/02; A47J 43/28; A47J 43/281; A47J 43/282; A61F 13/10; A61J 7/0023; B25G 1/00; B25G 1/01; B25G 1/02; B25G 3/00; B65D 75/56; B65D 75/563; B65D 75/566; B67B 7/00; B67B 7/724; B67B 7/73

See application file for complete search history.

(56) **References Cited**

U.S. PATENT DOCUMENTS

880,190	A *	2/1908	Von Bultzingslowen .....	A47J 31/02 30/326
D158,606	S	5/1950	McCloskey et al.	
D339,036	S *	9/1993	McDaniel .....	D7/643
D356,159	S *	3/1995	Harrison .....	D24/194
D391,643	S	3/1998	Fletcher	
D391,644	S	3/1998	Fletcher	
6,134,790	A *	10/2000	Watson .....	A47G 21/02 30/295
D441,084	S	4/2001	Bower et al.	
D441,085	S	4/2001	Bower et al.	
D462,773	S	9/2002	Viana et al.	
D482,248	S *	11/2003	Roehrig .....	D7/663
D491,420	S *	6/2004	Shibata .....	D7/653
D496,833	S *	10/2004	Lantz .....	D7/653
D592,019	S *	5/2009	Holcomb .....	D7/643
D619,370	S	7/2010	Tegeeder et al.	
D695,361	S *	12/2013	Roehrig .....	D21/525
D741,117	S *	10/2015	Reed .....	D7/653

\* cited by examiner

*Primary Examiner* — Ricky Pham

(74) *Attorney, Agent, or Firm* — Hubbard Johnston, PLLC

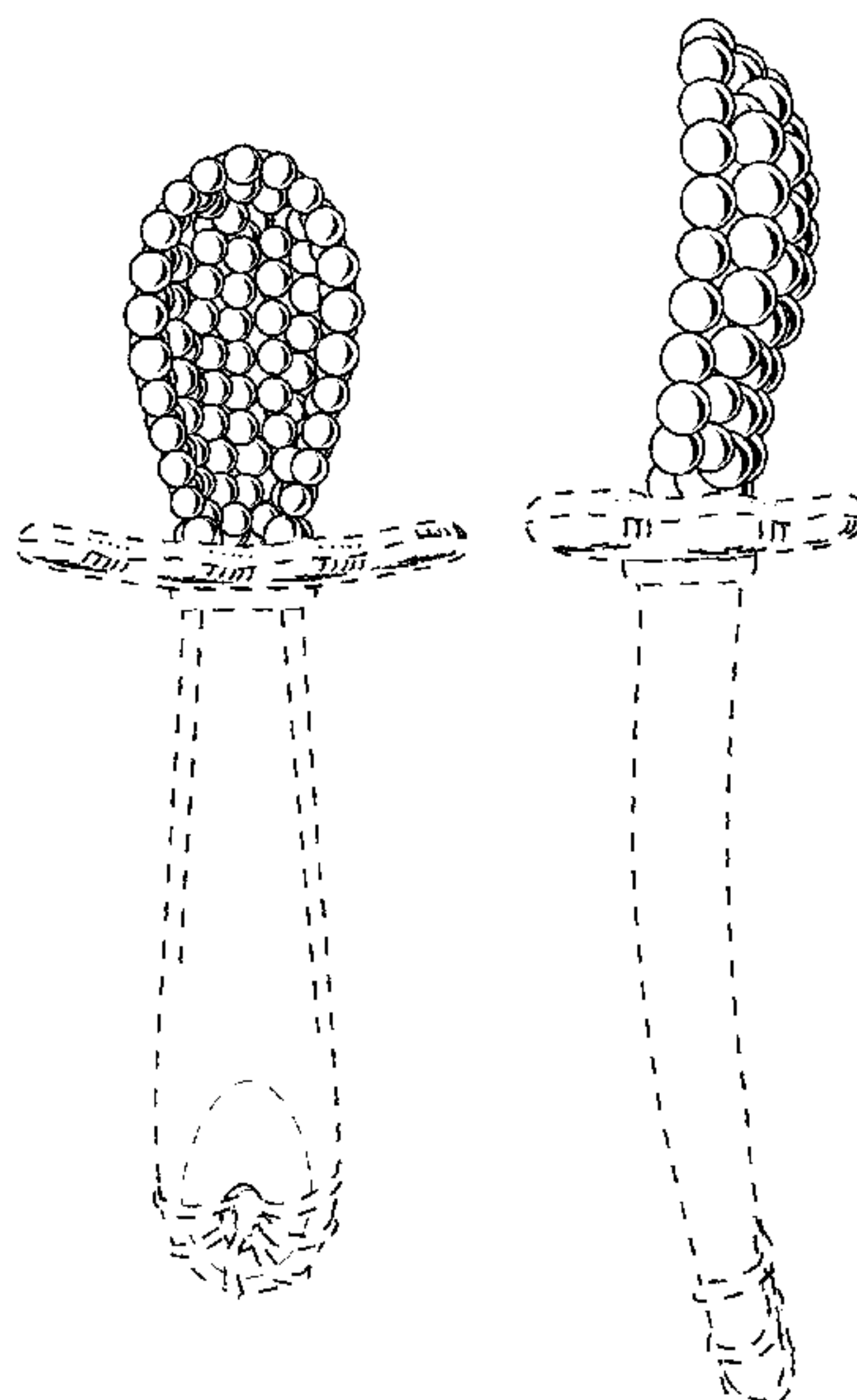
(57) **CLAIM**

The ornamental design for a spoon, as shown and described.

**DESCRIPTION**

FIG. 1 is a top view of a spoon showing my new design; FIG. 2 is bottom view thereof; FIG. 3 is an enlarged front view thereof; FIG. 4 is a right side view thereof; FIG. 5 is a left side view thereof; FIG. 6 is an enlarged perspective view thereof; and, FIG. 7 is an enlarged rear view thereof. The broken lines illustrate structure or features that form no part of the claimed design.

**1 Claim, 3 Drawing Sheets**



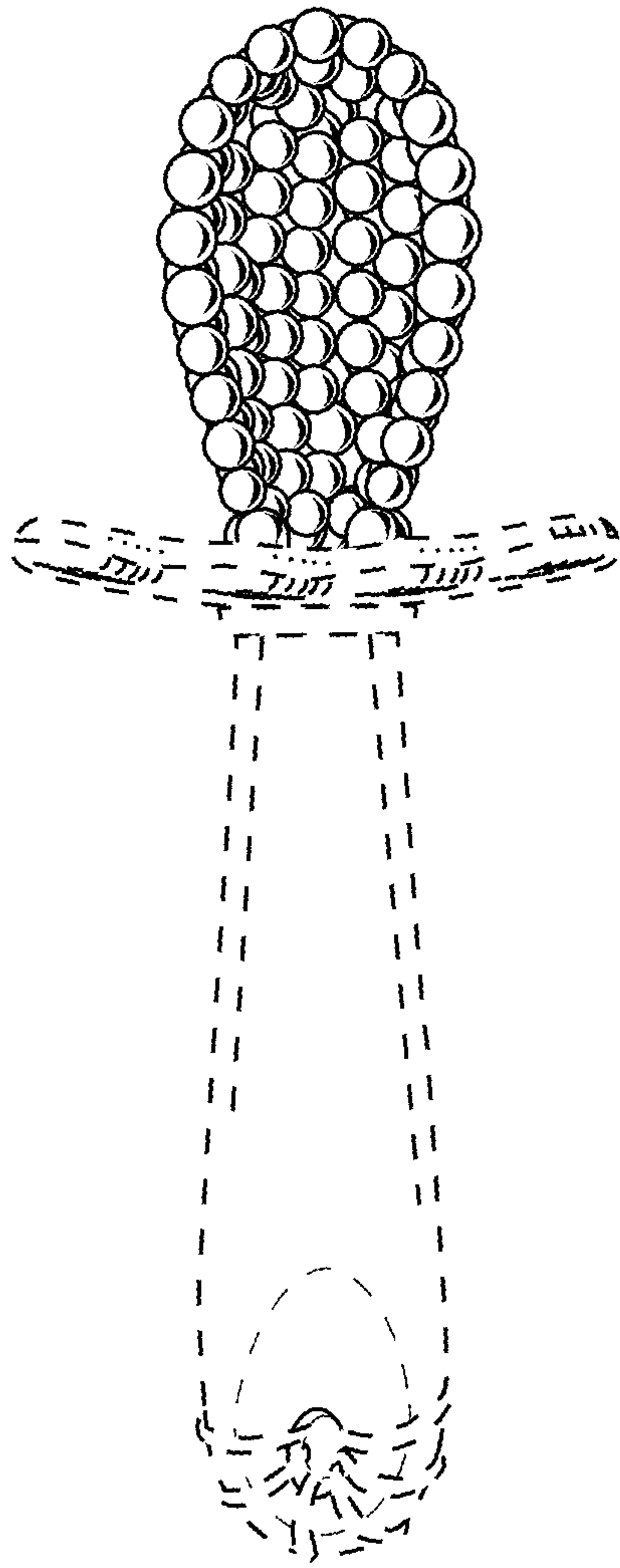


FIG. 1




FIG. 2

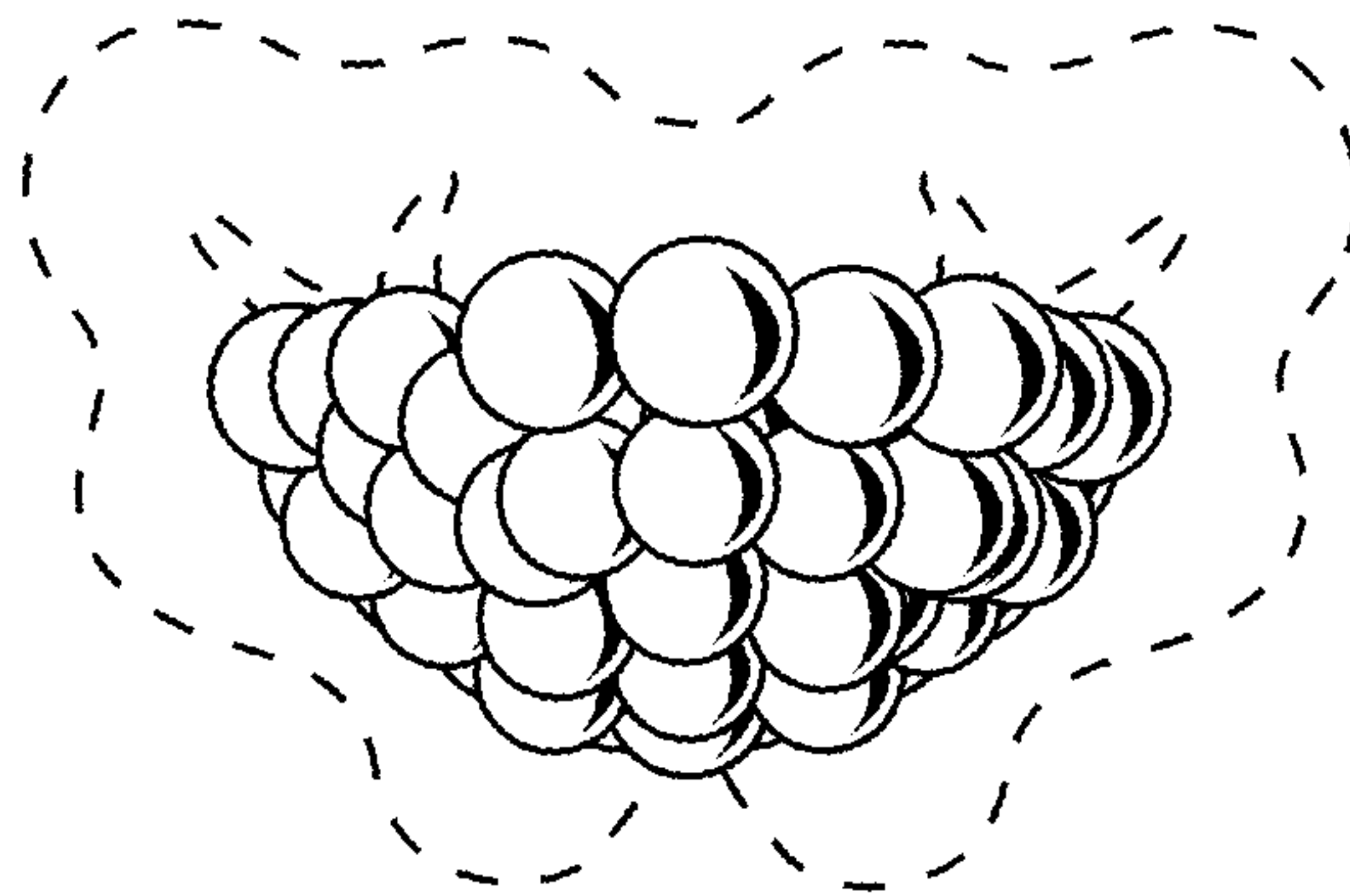


FIG. 3

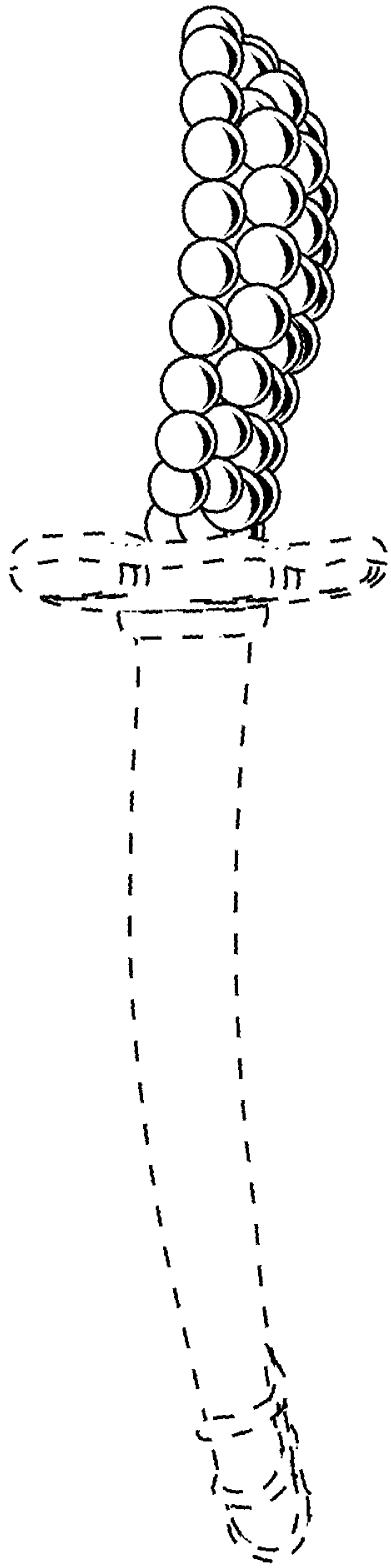


FIG. 4

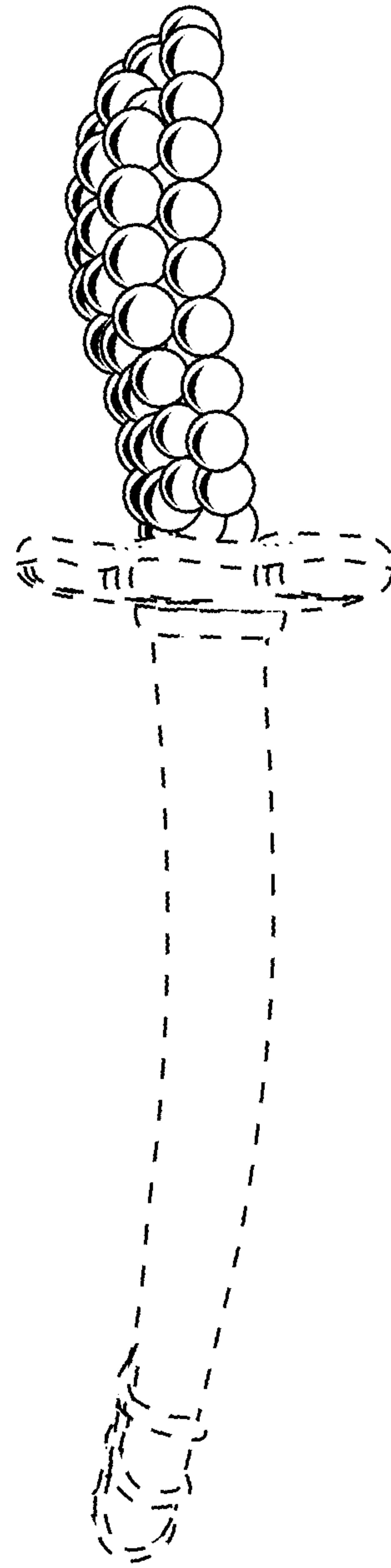


FIG. 5

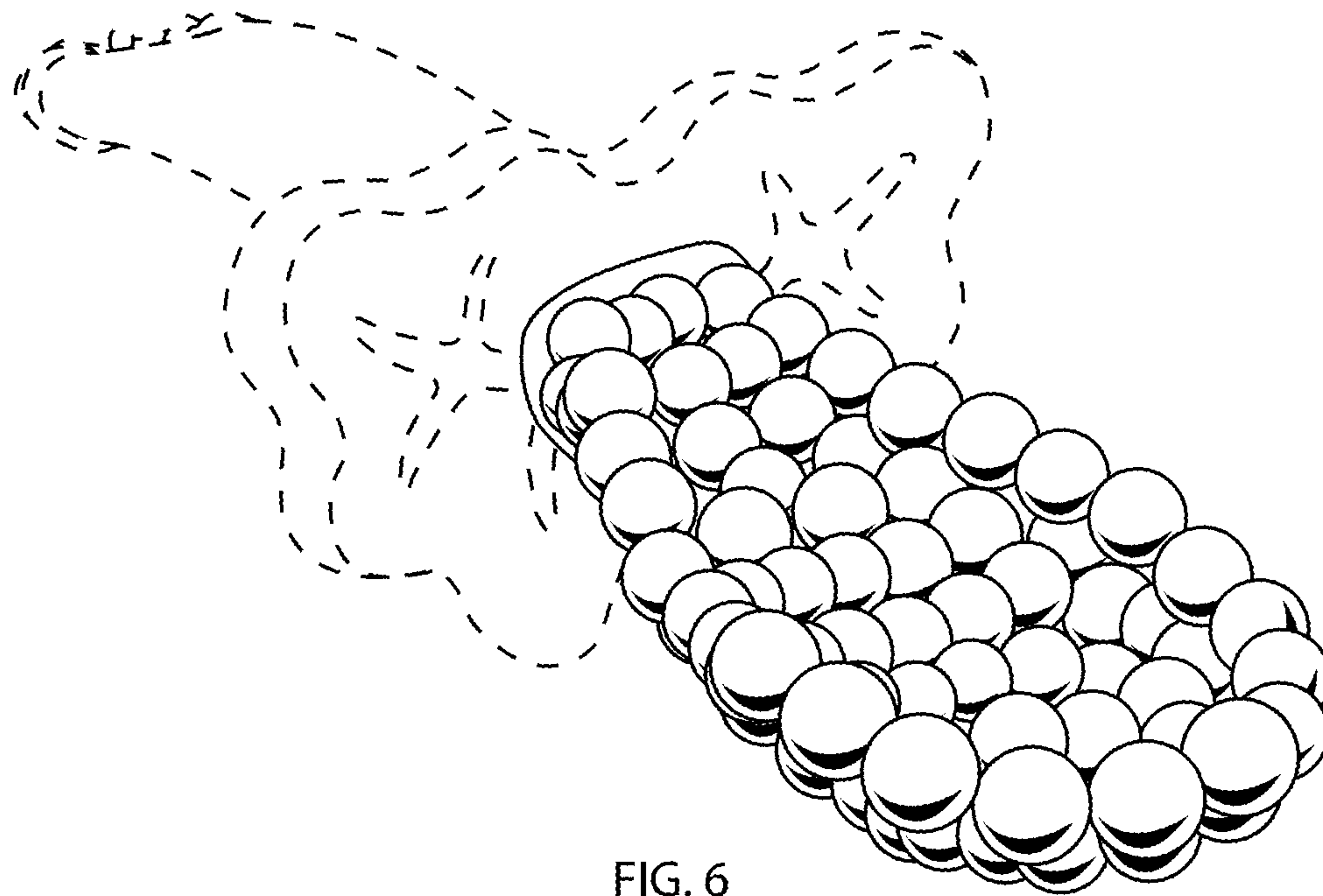


FIG. 6




FIG. 7