



US00D790926S

(12) **United States Design Patent** (10) **Patent No.:** **US D790,926 S**
Jones et al. (45) **Date of Patent:** **** Jul. 4, 2017**

- (54) **GRILL TRIVET**
- (71) Applicant: **Base4**, Carrollton, TX (US)
- (72) Inventors: **Autumn Alexis Jones**, Dallas, TX (US); **Joseph Charles Thompson**, Lewisville, TX (US)
- (73) Assignee: **BASE4 VENTURES, LLC**, Carrollton, TX (US)
- (**) Term: **15 Years**
- (21) Appl. No.: **29/505,957**
- (22) Filed: **Apr. 28, 2016**
- (51) **LOC (10) Cl.** **07-01**
- (52) **U.S. Cl.**
USPC **D7/553.1**; D7/555; D7/556; D7/551.1; D7/388; D7/409; D7/357
- (58) **Field of Classification Search**
USPC D7/555, 556, 553.3, 551.1, 553.1, 401.2, D7/388, 402, 406, 409, 357, 354; 220/575
CPC B65D 1/36; B65D 81/38
See application file for complete search history.

- (56) **References Cited**
U.S. PATENT DOCUMENTS
D142,831 S * 11/1945 Buxbaum D7/507
D148,455 S * 1/1948 Bleich et al. D19/92
D158,253 S 9/1950 Gantze
2,652,702 A 9/1953 Hintze
D194,155 S * 11/1962 Guttegen D7/553.1
D195,523 S * 6/1963 Patton D7/555

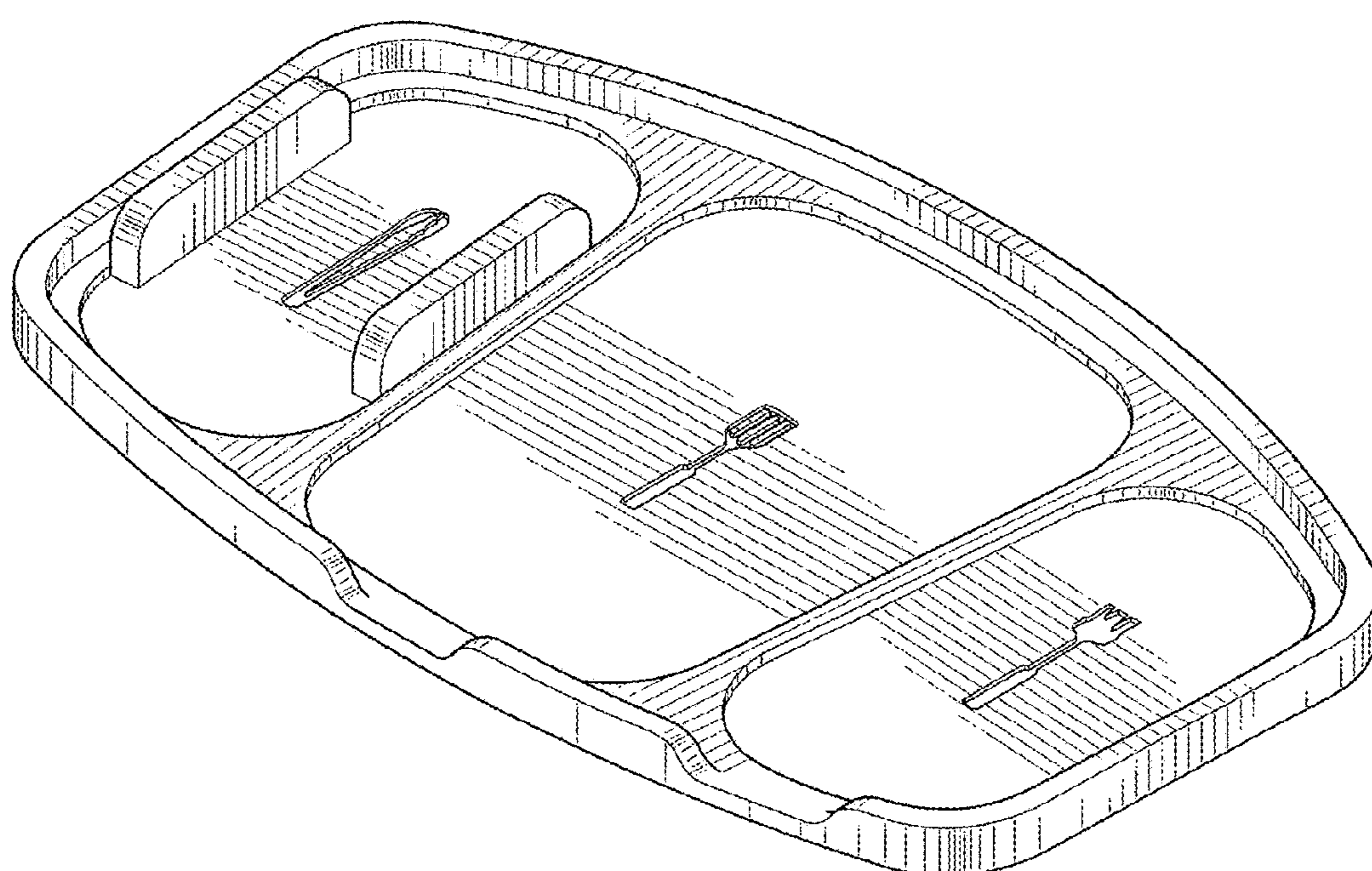
- D211,320 S * 6/1968 Hanseter et al. D7/553.3
- D270,130 S * 8/1983 Fox D7/553.3
- D270,225 S * 8/1983 Chiulli D7/357
- D276,201 S * 11/1984 Wolff D7/553.3
- D345,083 S 3/1994 Rosenfield
- D378,477 S * 3/1997 Sussman D6/406.5
- D428,809 S 8/2000 Adair
- D440,118 S * 4/2001 Claffy D7/553.1
- 6,409,021 B1 * 6/2002 Ramirez B65D 1/36
206/564
- D484,364 S * 12/2003 Bailey D7/357
- 6,813,994 B2 * 11/2004 Williams A47J 37/067
99/343
- D584,923 S 1/2009 Scherer
- D651,047 S * 12/2011 Johnson D7/553.1
- 9,247,810 B2 2/2016 Metzler
- D784,077 S * 4/2017 Zemel D7/354

* cited by examiner
Primary Examiner — Marianne Pandozzi
(74) *Attorney, Agent, or Firm* — Jonathan E. Grant; Grant Patent Services

(57) **CLAIM**
We claim the ornamental design for a grill trivet, as shown and described.

DESCRIPTION
FIG. 1—is a perspective view of the grill trivet;
FIG. 2—is a top view thereof;
FIG. 3—is a bottom view thereof;
FIG. 4—is a front view thereof;
FIG. 5—is a rear view thereof;
FIG. 6—is a left side view; and,
FIG. 7—is a right side view thereof.

1 Claim, 5 Drawing Sheets



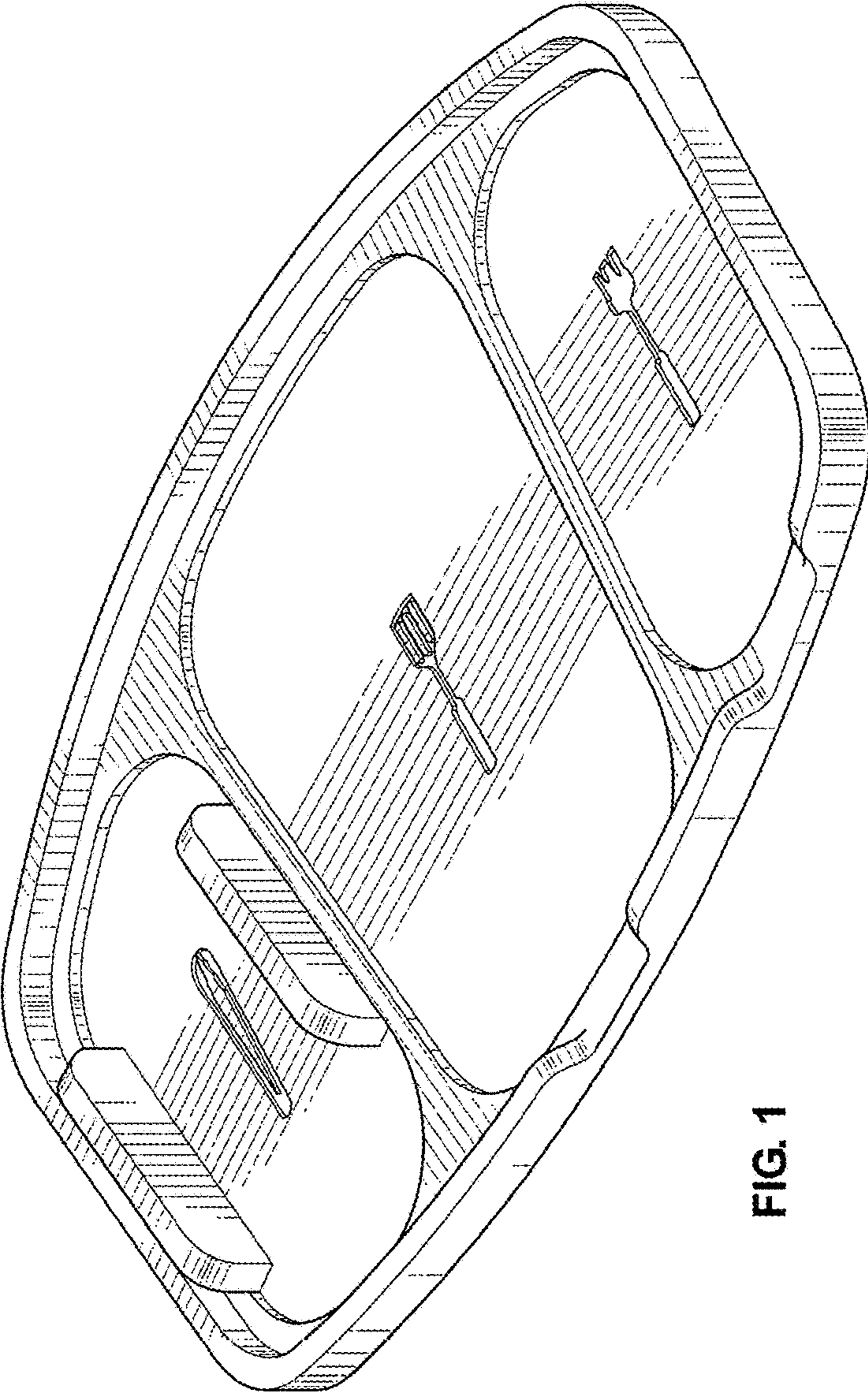


FIG. 1

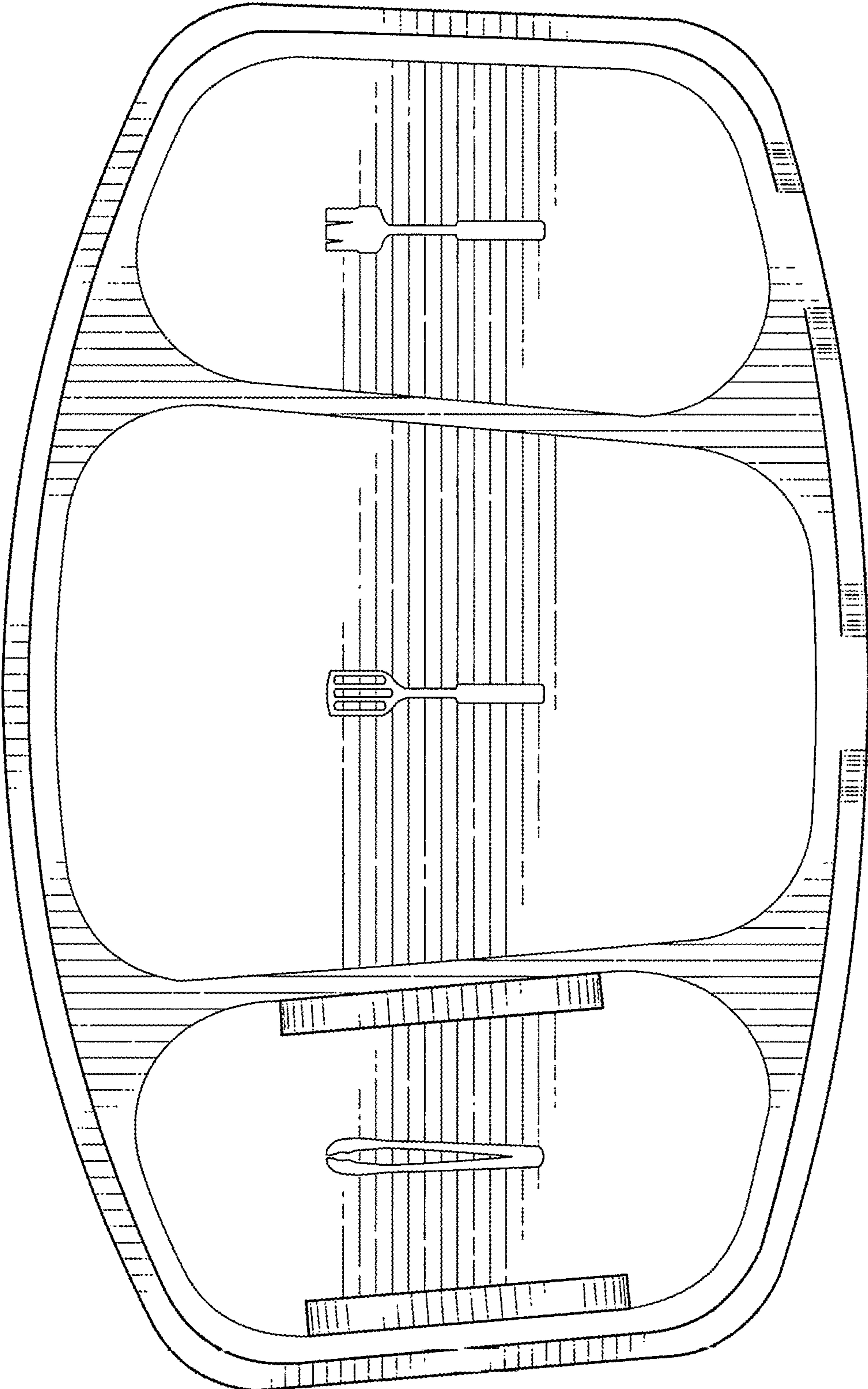


FIG. 2

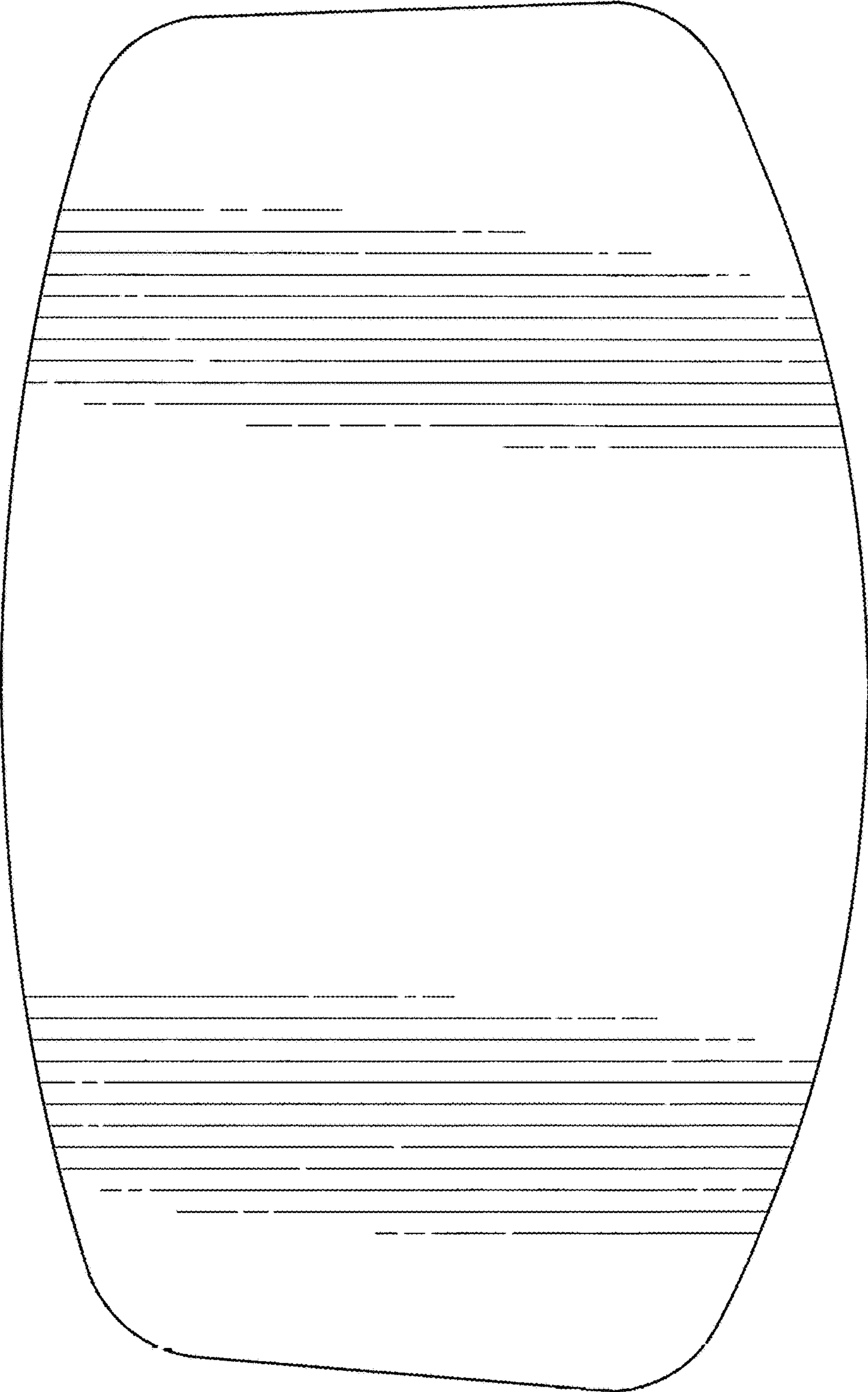


FIG. 3




FIG. 4




FIG. 5

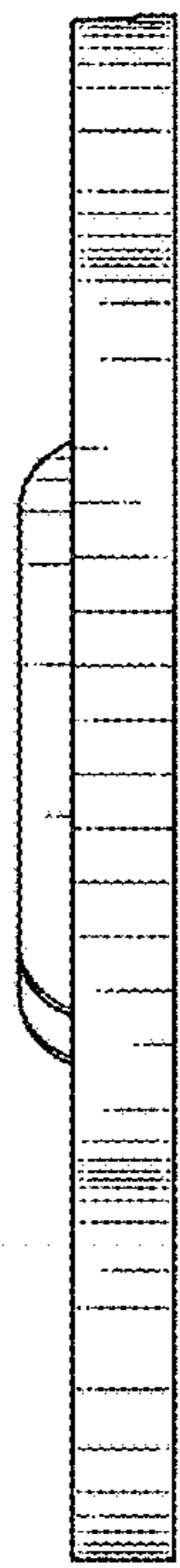


FIG. 6




FIG. 7