



US00D790910S

(12) **United States Design Patent** (10) **Patent No.:** **US D790,910 S**
Hosoda (45) **Date of Patent:** **** Jul. 4, 2017**

- (54) **INDUCTION HEATING COOKER** D289,847 S * 5/1987 Okamoto D7/363
- 5,687,642 A * 11/1997 Chao H05B 6/1227
- (71) Applicant: **Panasonic Intellectual Property** 219/624
- Management Co., Ltd., Osaka (JP)** 5,740,723 A * 4/1998 Lin A47J 37/0682
- (72) Inventor: **Syuuichi Hosoda, Shiga (JP)** 126/39 K
- 6,087,637 A 7/2000 Fischer et al.
- D438,423 S 3/2001 Bassill et al.
- D501,117 S 1/2005 Bassill
- (73) Assignee: **Panasonic Intellectual Property** D580,701 S * 11/2008 Wojcik D7/367
- Management Co., Ltd., Osaka (JP)** D621,205 S * 8/2010 Yeung D7/367

(Continued)

(**) Term: **15 Years**

FOREIGN PATENT DOCUMENTS

(21) Appl. No.: **29/550,763**

JP D1266748 4/2006

(22) Filed: **Jan. 6, 2016**

OTHER PUBLICATIONS

(30) **Foreign Application Priority Data**

Sep. 2, 2015 (JP) 2015-019412

Vollrath Commercial-Series-Induction-Ranges-6950020
<URL:http://vollrath.com/Commercial-Series-Induction-Ranges-6950020.htm?PrintPage=yes&FB_Values=&&&> 2013.

(51) **LOC (10) Cl.** **07-02**

(52) **U.S. Cl.**

USPC **D7/367**; D7/362; D7/363

Primary Examiner — Ricky Pham

(58) **Field of Classification Search**

USPC D7/323, 328–330, 337, 346–347,
D7/352–364, 367, 402, 409–411

CPC . A21B 5/023; A47J 27/60; A47J 27/62; A47J
37/04; A47J 37/06; A47J 37/067; A47J
37/0605; A47J 37/0611; A47J 37/0623;
A47J 37/0629; A47J 37/0676; A47J
2037/06; A47J 2037/0611; F24C 15/10;
F24C 15/102; H05B 6/02; H05B 6/062;
H05B 6/1227

See application file for complete search history.

(74) *Attorney, Agent, or Firm* — Panasonic IP
Management; Kerry S. Culpepper

(57) **CLAIM**

I claim the ornamental design for an induction heating
cooker, as shown and described.

DESCRIPTION

FIG. 1 is a front perspective view of an induction heating
cooker of the present invention;
FIG. 2 is a front view thereof;
FIG. 3 is a top view thereof;
FIG. 4 is a bottom view thereof;
FIG. 5 is a first side view thereof;
FIG. 6 is a second side view thereof; and,
FIG. 7 is a rear view thereof.

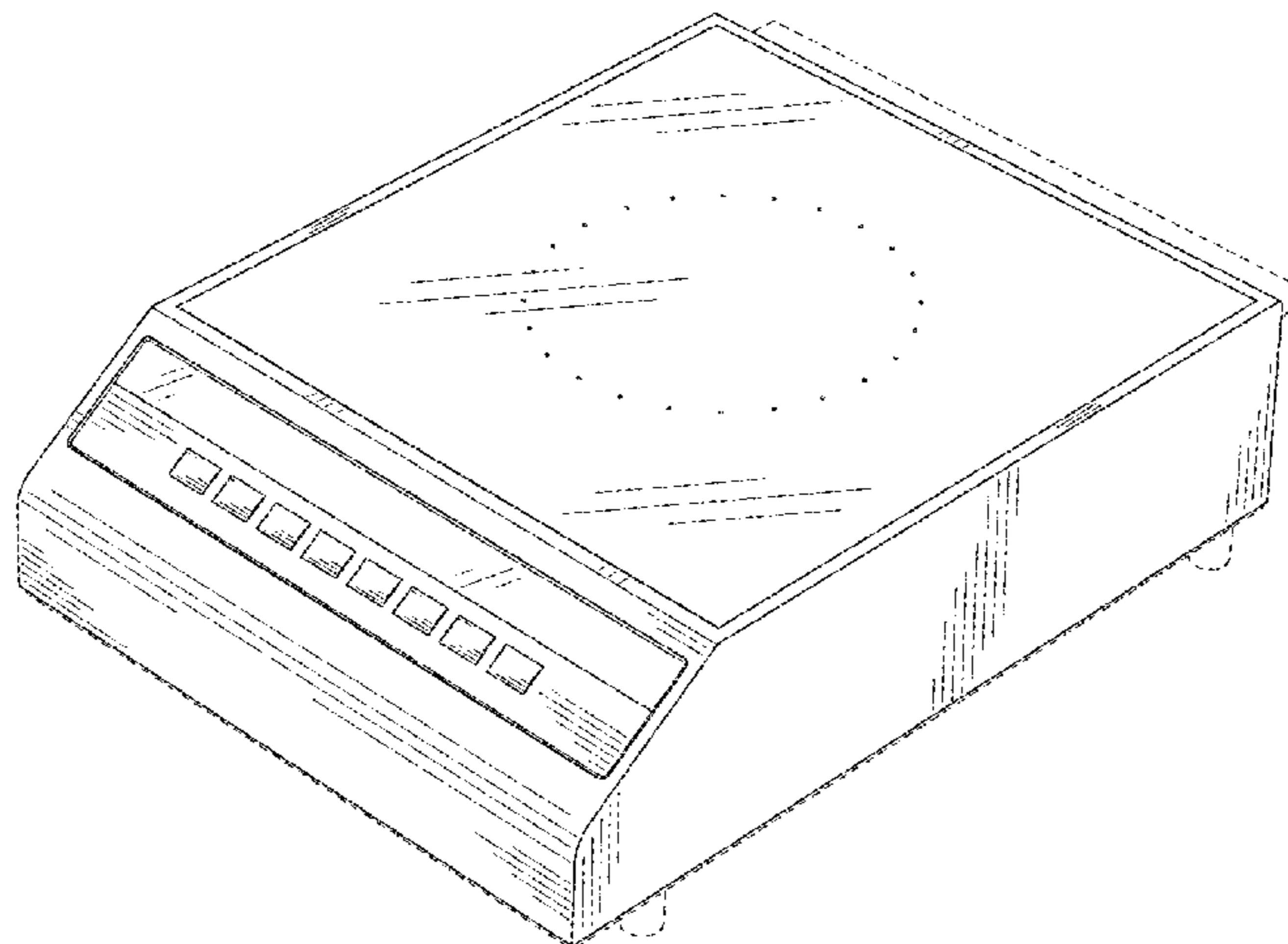
The broken line showing of induction heating cooker is
included for the purpose of illustrating environment and
forms no part of the claimed design.

(56) **References Cited**

U.S. PATENT DOCUMENTS

- D230,390 S * 2/1974 Tyke et al. D7/346
- D236,183 S * 8/1975 Greger D7/363
- 4,145,603 A * 3/1979 Mackay H05B 3/748
- 219/387
- D261,849 S * 11/1981 Funaki D7/367
- D285,523 S * 9/1986 Ayukawa D7/367

1 Claim, 7 Drawing Sheets



(56)

References Cited

U.S. PATENT DOCUMENTS

D751,855 S * 3/2016 Bassill D7/362
D755,560 S * 5/2016 Day D7/352

* cited by examiner

FIG. 1

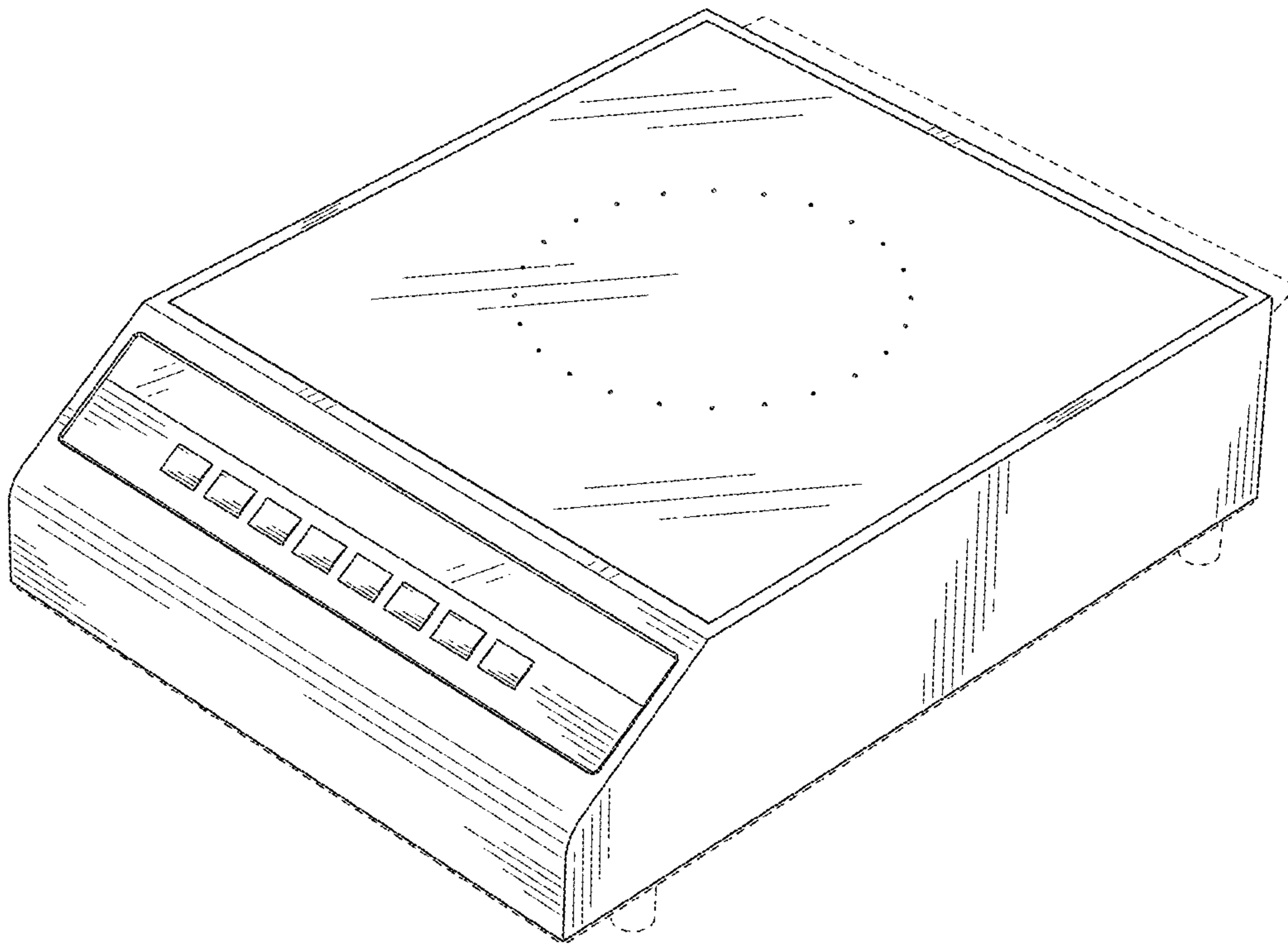


FIG. 2

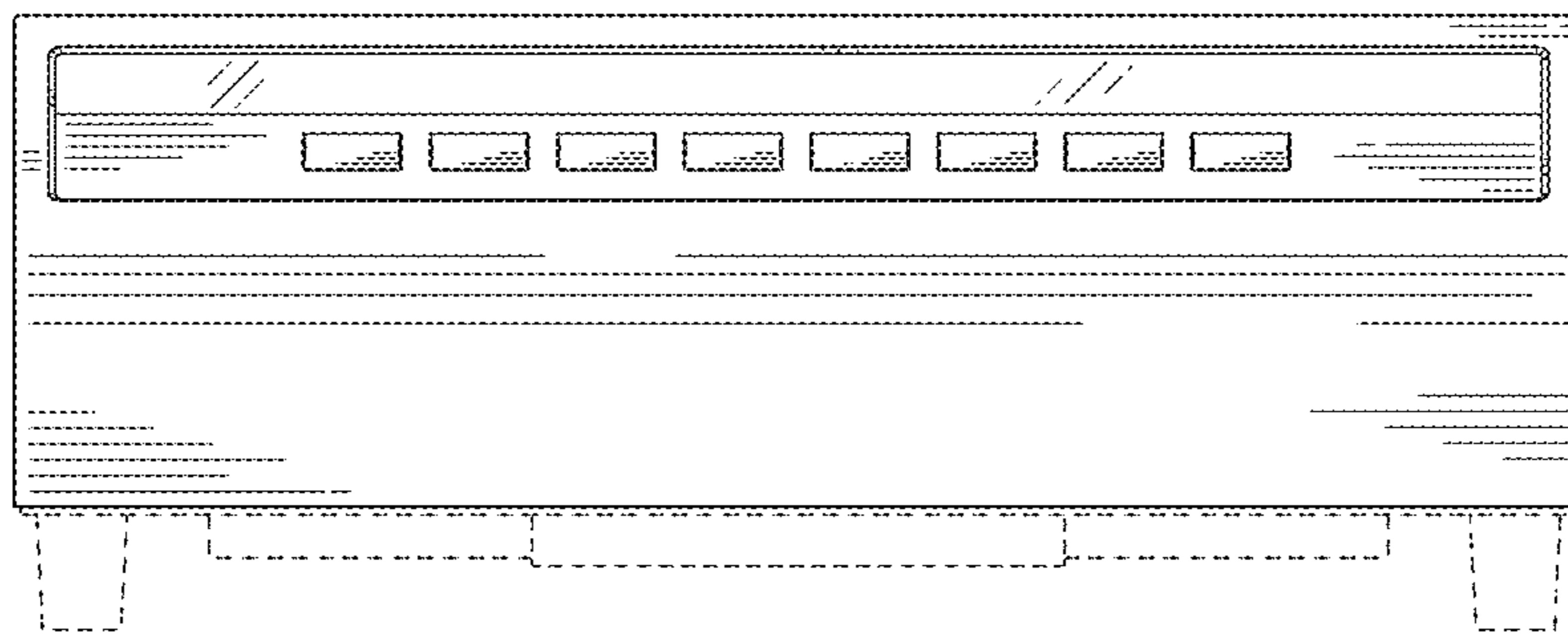


FIG. 3

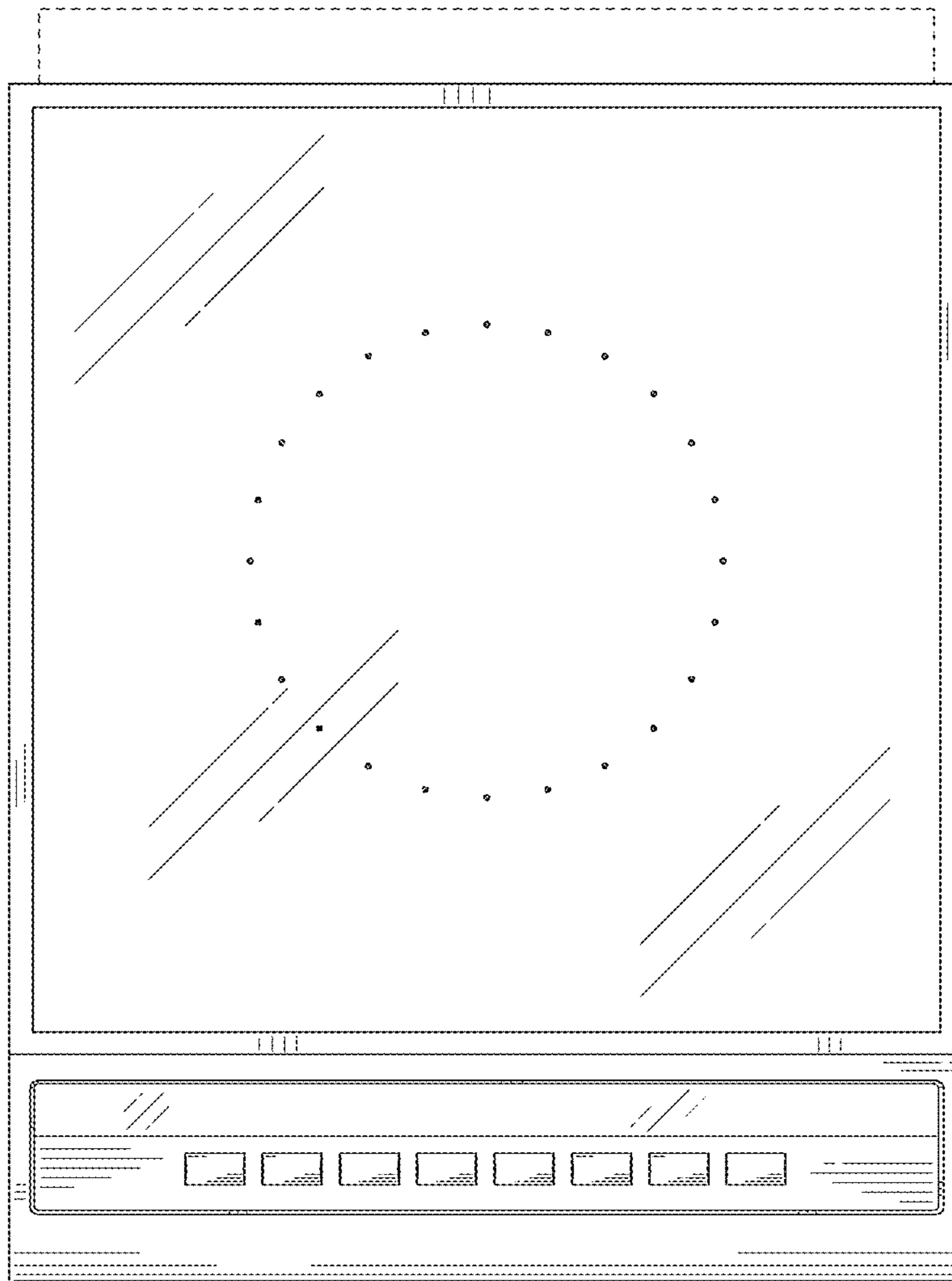


FIG. 4

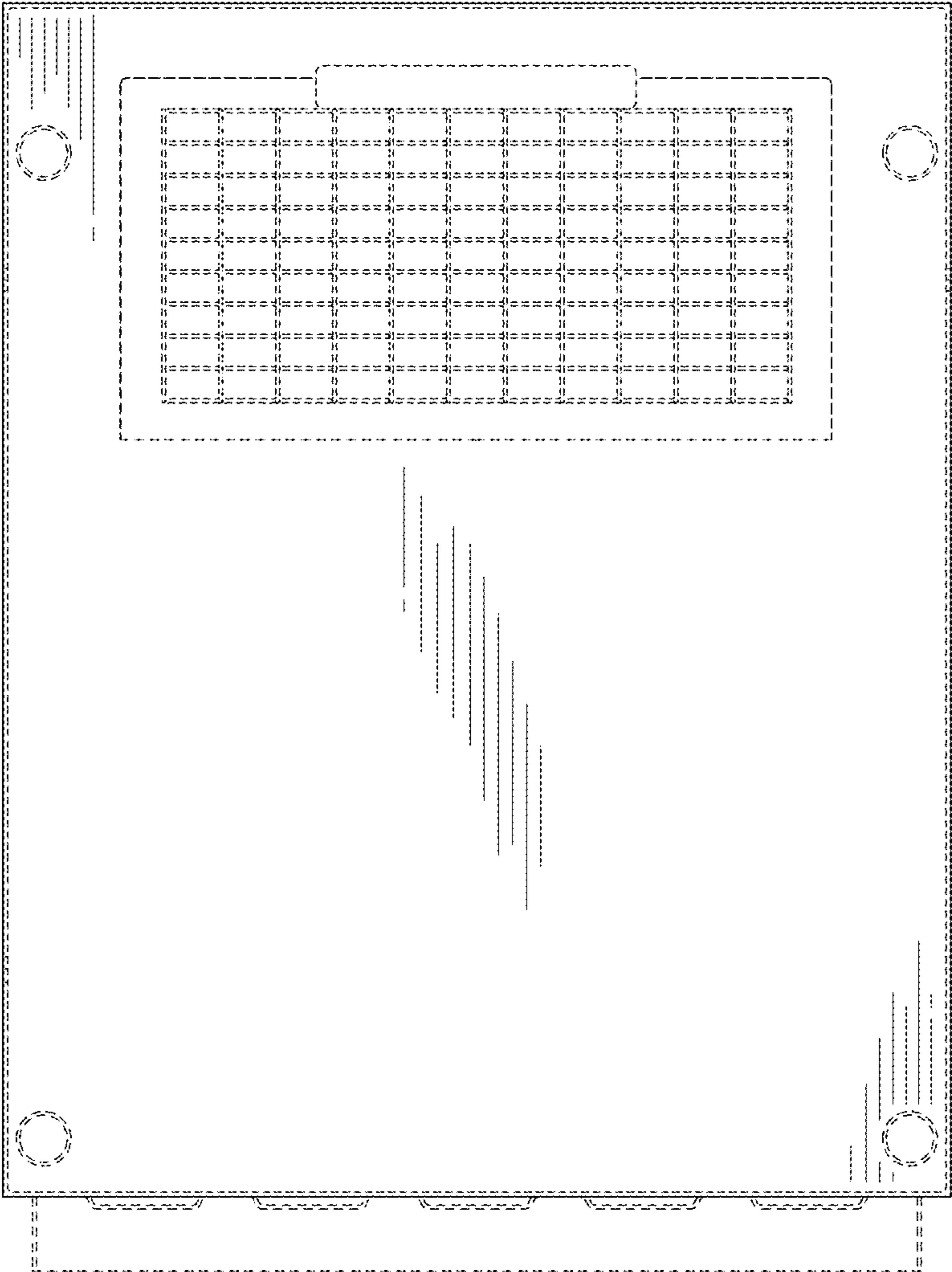


FIG. 5

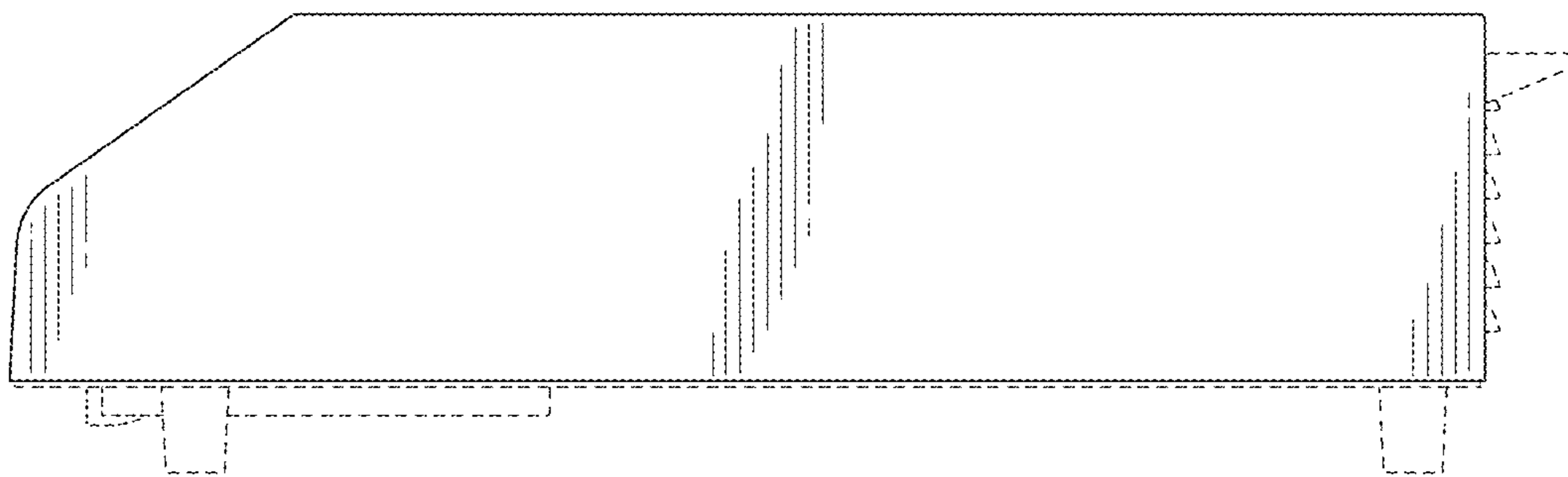


FIG. 6

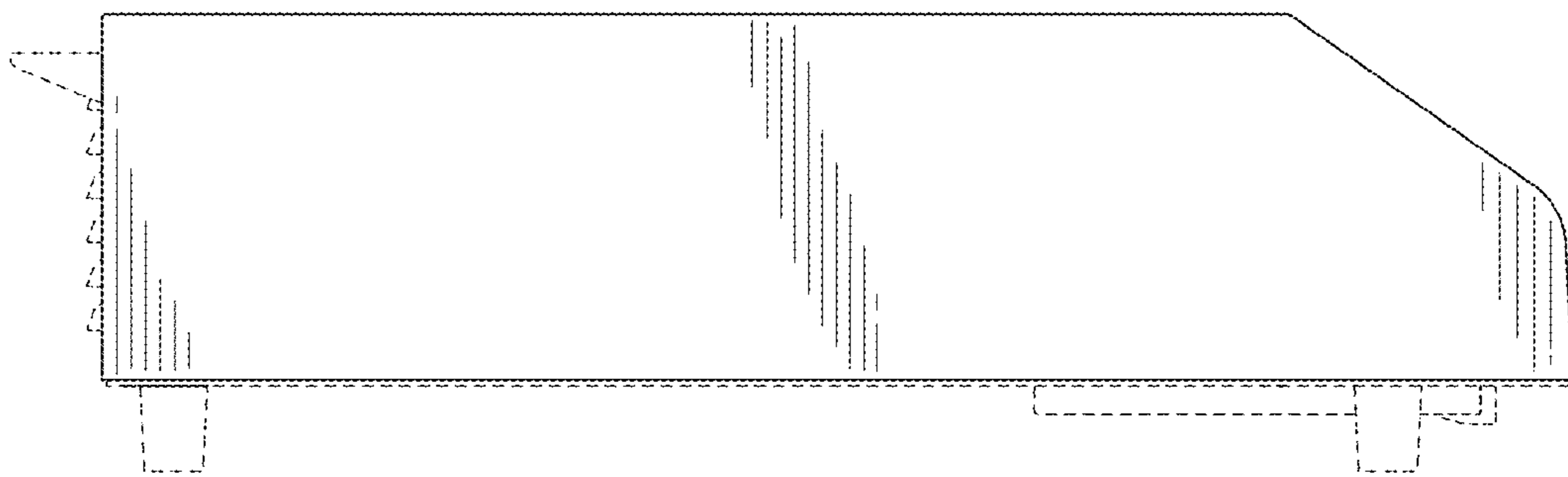


FIG. 7

