

US00D790870S

(12) **United States Design Patent**
Cohen

(10) **Patent No.:** **US D790,870 S**
(45) **Date of Patent:** **** Jul. 4, 2017**

(54) **BENCH**

(71) Applicant: **Cohen Concepts, Inc.**, Palm Bay, FL (US)

(72) Inventor: **Howard Cohen**, Indialantic, FL (US)

(73) Assignee: **Cohen Concepts, Inc.**, Palm Bay, FL (US)

(**) Term: **15 Years**

(21) Appl. No.: **29/565,335**

(22) Filed: **May 19, 2016**

(51) **LOC (10) Cl.** **06-01**

(52) **U.S. Cl.**
USPC **D6/355**

(58) **Field of Classification Search**
USPC D6/334-336, 349, 355, 370, 374, 376,
D6/379, 716, 716.1, 716.2, 716.3
CPC .. A47C 4/02; A47C 4/03; A47C 4/028; A47C
7/16; A47C 7/54; A47C 11/00
See application file for complete search history.

(56) **References Cited**

U.S. PATENT DOCUMENTS

D49,154 S * 6/1916 Martin D6/349
D371,464 S * 7/1996 Lewis D6/355

D457,738 S * 5/2002 Slear D6/355
D512,229 S * 12/2005 Reza-Hadden D6/349
D659,415 S * 5/2012 Soto D6/355

* cited by examiner

Primary Examiner — Mimoso De

(74) *Attorney, Agent, or Firm* — Stephen C. Thomas

(57) **CLAIM**

The ornamental design for a bench, as shown.

DESCRIPTION

FIG. 1 depicts a perspective view of the bench of the invention.

FIG. 2 depicts a bottom perspective view of the bench of the invention.

FIG. 3 depicts a front orthogonal view of the bench of the invention.


FIG. 4 depicts an orthogonal left side view of the bench of the invention.

FIG. 5 depicts an orthogonal right side view of the bench of the invention.

FIG. 6 depicts an orthogonal top view of the bench of the invention; and,

FIG. 7 depicts an orthogonal bottom view of the bench of the invention.

1 Claim, 7 Drawing Sheets






Fig. 1




Fig. 2

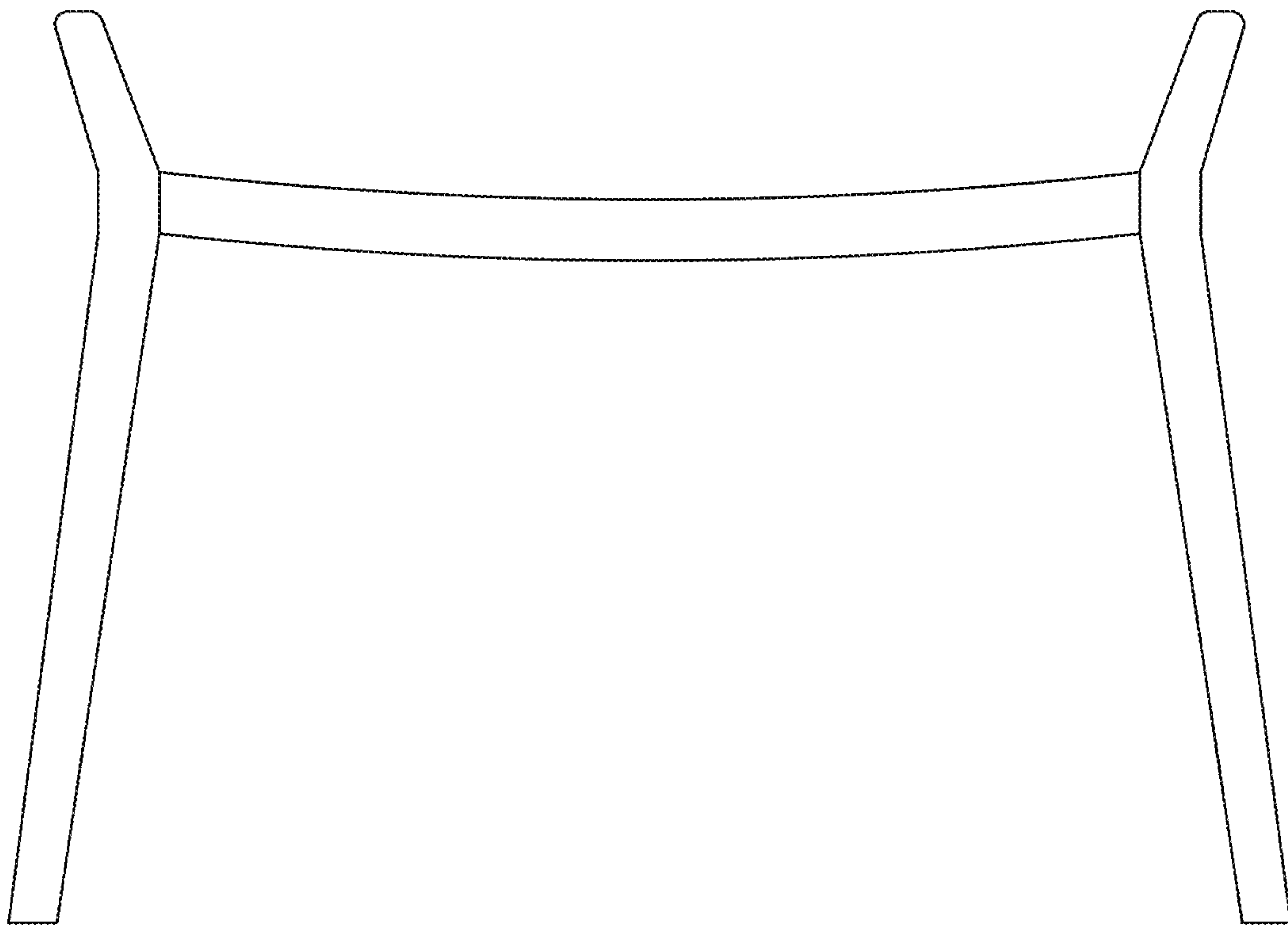


Fig. 3




Fig. 4




Fig. 5




Fig. 6



Fig. 7