



US00D790865S

(12) **United States Design Patent**
Bedingfield et al.

(10) **Patent No.:** **US D790,865 S**

(45) **Date of Patent:** **** Jul. 4, 2017**

- (54) **FABRIC**
- (71) Applicant: **Milliken & Company**, Spartanburg, SC (US)
- (72) Inventors: **Steven L. Bedingfield**, LaGrange, GA (US); **Christopher G. Durham**, Manchester, GA (US)
- (73) Assignee: **Milliken & Company**, Spartanburg, SC (US)
- (**) Term: **15 Years**
- (21) Appl. No.: **29/546,635**
- (22) Filed: **Nov. 24, 2015**
- (51) **LOC (10) Cl.** **05-05**
- (52) **U.S. Cl.**
USPC **D5/47**
- (58) **Field of Classification Search**
USPC D5/1-4, 18, 30, 43, 47, 53, 55, 56, 60, D5/63, 64, 99, 7, 28, 37, 40, 52, 19; D19/1, 5; D20/27, 28; D25/138, 150, D25/151, 156
CPC B44F 3/00; B44F 7/00; B44F 9/12; B44F 11/04; B31F 1/07; D03D 3/00; D03D 9/00; D06N 7/00; D21H 5/02; D21H 27/02
See application file for complete search history.

- 2,409,089 A * 10/1946 Whitman D03D 15/00
139/420 R
- D168,253 S * 11/1952 Chiarelli D5/47
- 2,757,435 A * 8/1956 Bihaly D03D 15/00
139/420 R
- D197,485 S * 2/1964 Murphy D25/153
- 4,142,557 A * 3/1979 Kositzke D21F 1/0027
139/420 R
- 4,376,455 A * 3/1983 Hahn D03D 23/00
139/383 A
- 4,470,434 A * 9/1984 Vuorio B01D 39/083
139/383 A
- 5,158,118 A * 10/1992 Tate D21F 1/0027
139/383 A
- 5,746,887 A * 5/1998 Wendt D21F 1/0027
162/109
- 6,017,417 A * 1/2000 Wendt D21F 1/0027
162/109
- 6,332,480 B1 * 12/2001 Best D21F 1/0027
139/383 AA
- 7,198,067 B2 * 4/2007 Collegnon D21F 1/0045
139/383 A
- 7,740,029 B2 * 6/2010 Hodson D21F 1/0027
139/383 A

(Continued)

Primary Examiner — Karen S Acker
(74) *Attorney, Agent, or Firm* — Dority & Manning, P.A.

(57) **CLAIM**

The ornamental design for a fabric, as shown and described.

DESCRIPTION

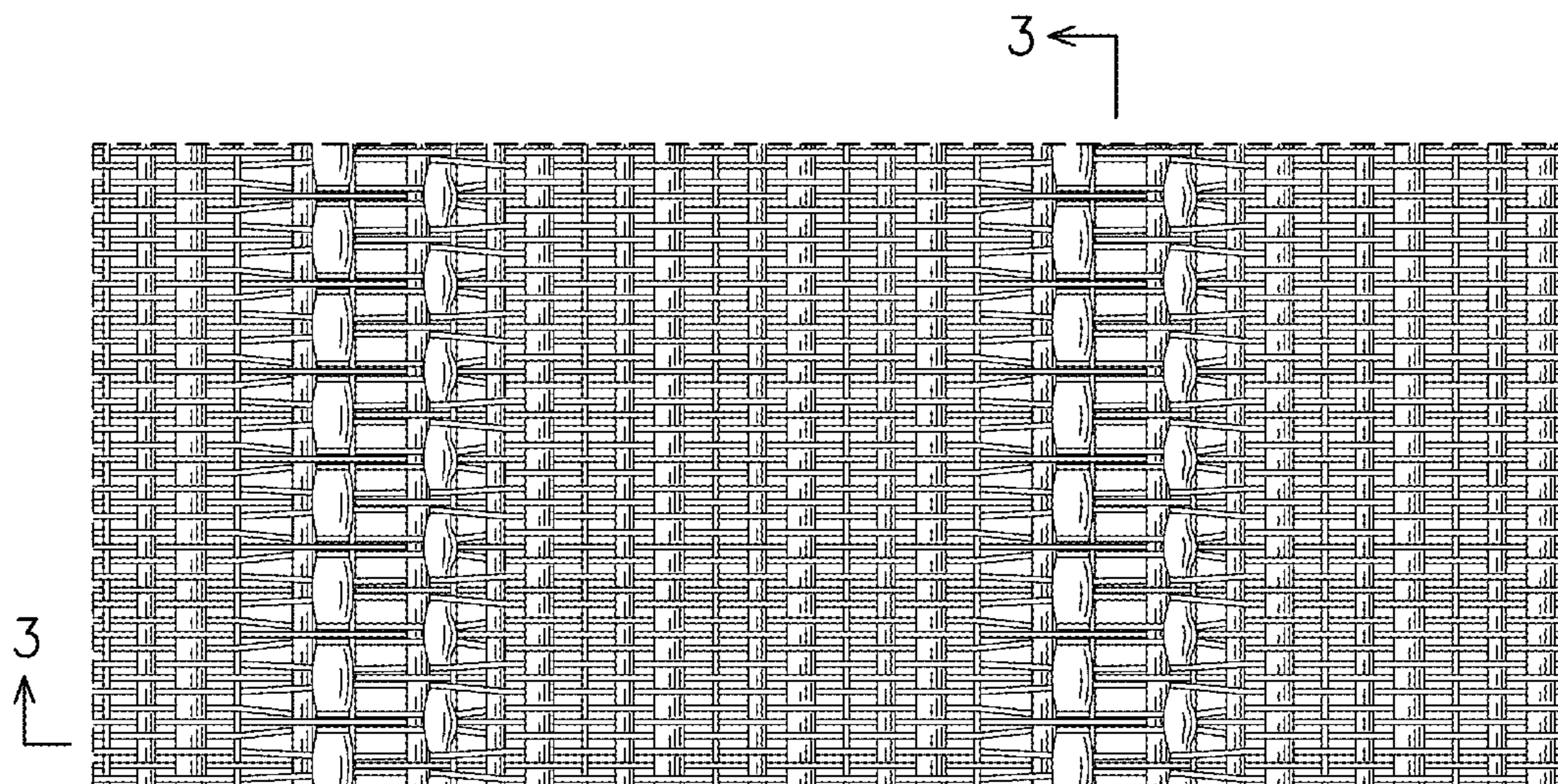
FIG. 1 is a front view of a fabric showing our new design; FIG. 2 is perspective view thereof; and, FIG. 3 is an enlarged detail view of the area circumscribed by the two arrowed lines labeled 3 within FIG. 1. The broken lines surrounding FIGS. 1 and 2 depict the boundaries of the claim and form no part thereof. The broken line around FIG. 3 illustrates the boundary of the detail area and forms no part of the claimed design.

1 Claim, 3 Drawing Sheets

(56) **References Cited**

U.S. PATENT DOCUMENTS

- D16,615 S * 4/1886 MacColl D5/47
- D64,481 S * 4/1924 Strassner D5/4
- D65,968 S * 11/1924 Herbine D5/19
- D71,046 S * 9/1926 Boyd D5/47
- D82,392 S * 10/1930 Rudd D5/47
- D120,252 S * 4/1940 Beck D5/47



(56)

References Cited

U.S. PATENT DOCUMENTS

7,879,194 B2 * 2/2011 Quigley D21F 1/0027
139/383 A
7,879,195 B2 * 2/2011 Quigley D21F 1/0027
139/383 A
D648,541 S * 11/2011 Diventi D5/47
8,141,595 B2 * 3/2012 Quigley D21F 1/0045
139/383 A
D670,916 S * 11/2012 Yang D5/47
8,377,262 B2 * 2/2013 Quigley D21F 1/0027
139/383 A
8,808,506 B2 * 8/2014 Quigley D21F 1/0027
139/383 A
9,611,591 B2 * 4/2017 Chou D21H 27/30
2006/0243338 A1 * 11/2006 Hawes D21F 1/0036
139/383 A
2014/0254885 A1 * 9/2014 Sze D21F 11/006
382/111
2015/0233028 A1 * 8/2015 Tomiyori D03D 11/00
139/413

* cited by examiner

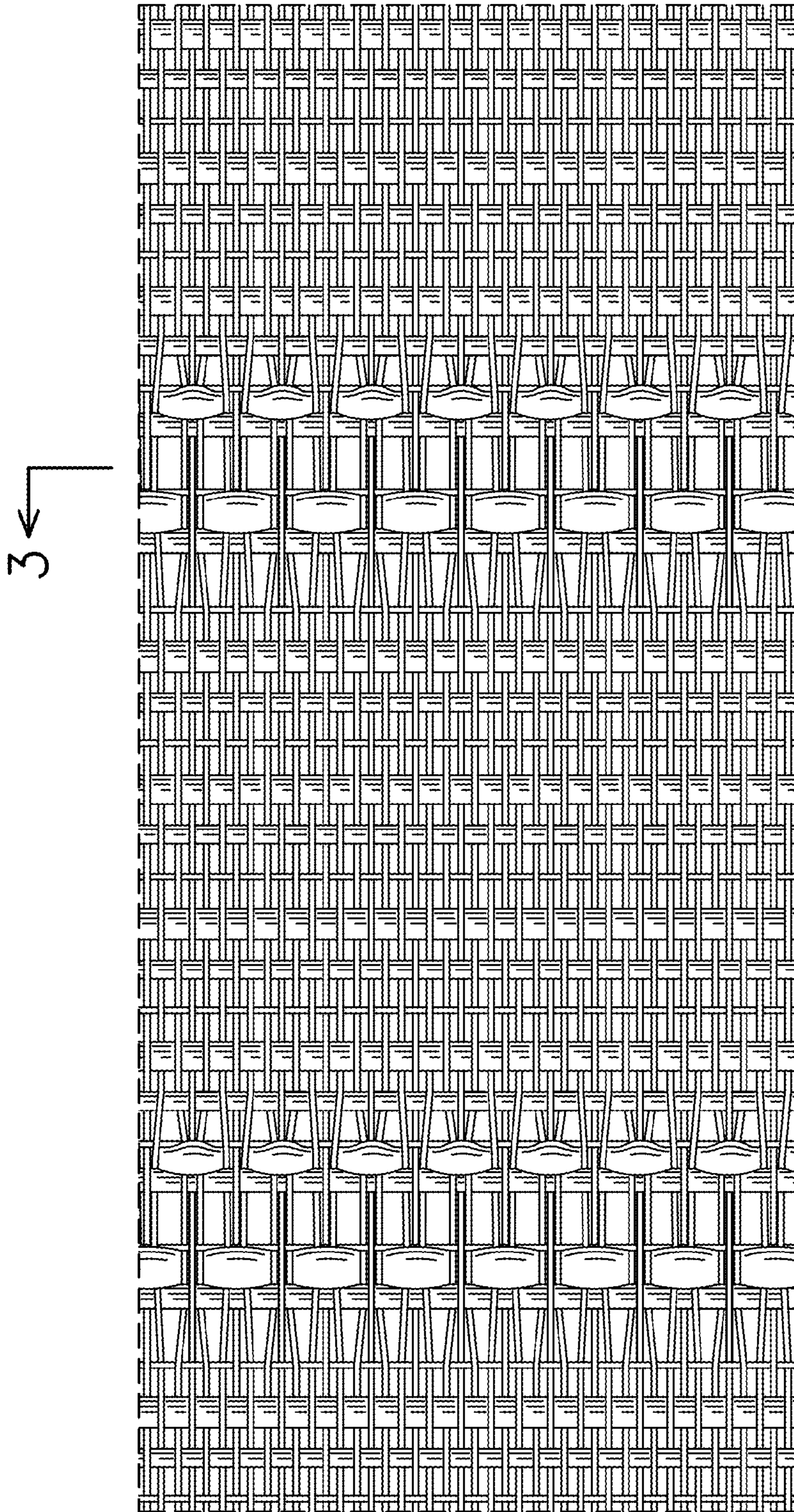


FIG. 1




FIG. 2




FIG. 3