



US00D790863S

(12) **United States Design Patent** (10) **Patent No.:** **US D790,863 S**
Poletto (45) **Date of Patent:** **** Jul. 4, 2017**

(54) **MASCARA BRUSH**
(71) Applicant: **Brivaplast S.R.L.**, Milan (IT)
(72) Inventor: **Anna Poletto**, Milan (IT)
(73) Assignee: **BRIVAPLAST S.R.L.**, Milan (IT)
(**) Term: **15 Years**
(21) Appl. No.: **29/583,981**
(22) Filed: **Nov. 10, 2016**

Related U.S. Application Data

(62) Division of application No. 35/500,289 (U.S. filing date under 35 U.S.C. 384), and having an international filing date of Oct. 15, 2015.

Foreign Application Priority Data

Apr. 15, 2015 (EM) 402015902344406

(51) **LOC (10) Cl.** **04-99**
(52) **U.S. Cl.**
USPC **D4/128**
(58) **Field of Classification Search**
USPC D4/128, 131, 199; D28/7; 132/218;
600/569
CPC A61B 10/0291; A45D 40/267; A46B 9/021
See application file for complete search history.

References Cited

U.S. PATENT DOCUMENTS

D331,150 S * 11/1992 Hartel D28/7
5,713,369 A * 2/1998 Tao A61B 10/0291
600/569
5,876,138 A * 3/1999 Gueret A45D 40/267
132/218

6,957,654 B2 * 10/2005 Montoli A46B 9/021
132/218
7,052,199 B2 * 5/2006 Rousselet A46B 9/021
15/206
D564,234 S * 3/2008 Dumler D4/128
D587,459 S 3/2009 Chiang
D623,736 S 9/2010 Tsurukawa et al.
7,810,509 B2 10/2010 Kuzuu
D628,811 S * 12/2010 Masuyama D4/128
D634,127 S 3/2011 Burgess et al.
D642,806 S 8/2011 Schrepf
D652,628 S 1/2012 Thierer
D662,715 S * 7/2012 Kulik D4/128
D664,361 S 7/2012 Edmondson et al.
D677,904 S 3/2013 Hammer
D678,682 S 3/2013 Hammer
D678,683 S 3/2013 Hammer
D678,684 S 3/2013 Hammer
D679,097 S 4/2013 Jacob et al.
D679,509 S * 4/2013 Park D4/199
D682,556 S 5/2013 Uresti et al.
D684,372 S * 6/2013 Thierer D4/128
D691,812 S 10/2013 Roncati
D691,814 S * 10/2013 Gonzalez-Gomez D4/131
D707,972 S 7/2014 Klepadlo
D707,973 S 7/2014 Klepadlo et al.
D708,442 S * 7/2014 Rutigliano A46B 9/021
D4/128

(Continued)

Primary Examiner — Rhea Shields
(74) *Attorney, Agent, or Firm* — Pearne & Gordon LLP


(57) **CLAIM**

The ornamental design for a mascara brush, as shown and described.

DESCRIPTION

FIG. 1 is a front view of a the mascara brush;
FIG. 2 is a first side view thereof;
FIG. 3 is a second side view thereof; and,
FIG. 4 is a rear view thereof.

1 Claim, 4 Drawing Sheets



(56)

References Cited

U.S. PATENT DOCUMENTS

D708,443	S	7/2014	Rutigliano et al.	
D708,854	S	7/2014	Rutigliano et al.	
D708,855	S	7/2014	Rutigliano et al.	
D708,856	S *	7/2014	Rutigliano	D4/128
8,777,503	B2	7/2014	Gueret	
D714,556	S	10/2014	Uresti et al.	
D725,913	S	4/2015	Jacob et al.	
D733,435	S	7/2015	Uresti et al.	
9,232,851	B2	1/2016	Manici	
D749,327	S	2/2016	Thierer et al.	
D752,874	S	4/2016	Jacob et al.	
D752,875	S	4/2016	Jacob et al.	
D752,876	S *	4/2016	Jacob	D4/128
D752,877	S	4/2016	Jacob et al.	
D752,878	S	4/2016	Jacob et al.	
D752,879	S	4/2016	Jacob et al.	
D757,444	S *	5/2016	Uhlen	D4/128
D757,445	S	5/2016	Rutigliano et al.	
D762,393	S *	8/2016	Hong	D4/128
D771,391	S *	11/2016	Pires	D4/128
D774,312	S *	12/2016	Pires	D4/128
D774,778	S *	12/2016	Uhlen	D4/128
D776,439	S *	1/2017	Schreiber	D4/128

* cited by examiner

Fig. 1




Fig. 2




Fig. 3




Fig. 4

