



US00D790859S

(12) **United States Design Patent** (10) **Patent No.:** **US D790,859 S**
McGarry et al. (45) **Date of Patent:** **** Jul. 4, 2017**

(54) **ELECTRIC TOOTHBRUSH**
(71) Applicant: **Braun GmbH**, Kronberg (DE)
(72) Inventors: **Rory Frederick Wellington McGarry**,
Glenealy (IE); **Fritz Schubert**, Bad
Camberg (DE); **Wolfgang Stegmann**,
Frankfurt am Main (DE)
(73) Assignee: **BRAUN GMBH**, Kronberg (DE)
(**) Term: **15 Years**

D492,118 S * 6/2004 Mc Currach D4/108
D500,207 S 12/2004 Jimenez
D500,208 S 12/2004 Vu
D506,616 S * 6/2005 Winkler D4/104
D515,815 S 2/2006 Jimenez
D515,816 S * 2/2006 Jimenez D4/101
D533,720 S * 12/2006 Vu D4/101
D534,725 S 1/2007 Vu
D560,913 S * 2/2008 Dorsey D4/101
D580,173 S 11/2008 Beedham
D607,646 S 1/2010 Ino
D632,894 S 2/2011 Shigeno
D648,941 S * 11/2011 Leung D4/101

(Continued)

(21) Appl. No.: **29/555,277**
(22) Filed: **Feb. 19, 2016**

Related U.S. Application Data

(62) Division of application No. 29/507,239, filed on Oct.
24, 2014, now Pat. No. Des. 752,868.
(51) **LOC (10) Cl.** **04-02**
(52) **U.S. Cl.**
USPC **D4/101**
(58) **Field of Classification Search**
USPC D4/100, 104, 110, 116, 119, 121, 127,
D4/129, 130, 136, 137, 138; D5/60;
D7/589, 590; D8/1, 14, 300; D9/434,
D9/444, 453; D24/107; D28/9, 13;
D30/158
CPC A46B 15/0081; A46B 2200/1026; A46B
3/22; A46B 9/005; A46B 9/026; A46B
9/06
See application file for complete search history.

(56) **References Cited**

U.S. PATENT DOCUMENTS

D366,960 S 2/1996 Crimi
D373,903 S 9/1996 Stutzer
6,035,476 A 3/2000 Underwood
D457,000 S * 5/2002 Lim D4/104
D478,423 S 8/2003 Mulder

OTHER PUBLICATIONS

Oral-B Genius Pro 8000 Rechargeable Electric Toothbrush,
[online], [site visited Jan. 12, 2017]. Available from Internet,
<URL:https://oralb.com/en-us/products/genius-8000-electric-
toothbrush-with-bluetooth#ratings-reviews-wrapper>.*

(Continued)

Primary Examiner — Karen S Acker
Assistant Examiner — Katrina Gonzalez
(74) *Attorney, Agent, or Firm* — Vladimir Vitenberg

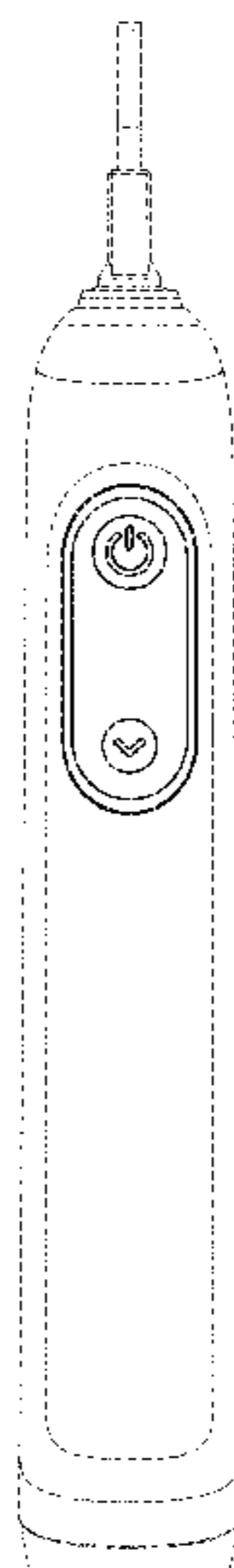
(57) **CLAIM**

The ornamental design for an electric toothbrush, as shown
and described.

DESCRIPTION

FIG. 1 is a perspective view of an electric toothbrush;
FIG. 2 is a front view thereof;
FIG. 3 is a left side view thereof;
FIG. 4 is a rear view thereof;
FIG. 5 is a right side view thereof;
FIG. 6 is a top plan view thereof; and,
FIG. 7 is a bottom plan view thereof.
The broken lines depict portions of an electric toothbrush
that form no part of the claimed design.

1 Claim, 4 Drawing Sheets



(56)

References Cited

U.S. PATENT DOCUMENTS

D649,787 S * 12/2011 Ivarsson D4/101
D658,382 S 5/2012 Heil
D658,883 S 5/2012 Winkler
D702,882 S * 4/2014 Grabes D28/51
D703,955 S 5/2014 Nanda
D719,737 S 12/2014 Adriaenssen
9,060,596 B2 6/2015 Nanda
D749,851 S * 2/2016 Watkins D4/101
D752,868 S * 4/2016 McGarry D4/101
D758,079 S * 6/2016 Since D4/101
D766,581 S * 9/2016 Bloch D4/101
D767,895 S * 10/2016 Stebila D4/101
2013/0091645 A1 4/2013 Suwanbutr
2014/0304932 A1 10/2014 Patel
2016/0317268 A1* 11/2016 Dietzel A61L 2/00

OTHER PUBLICATIONS

U.S. Appl. No. 29/555,259, filed Feb. 19, 2016, Rory Frederick Wellington McGarry et al.
U.S. Appl. No. 29/555,266, filed Feb. 19, 2016, Rory Frederick Wellington McGarry et al.
U.S. Appl. No. 29/555,274, filed Feb. 19, 2016, Rory Frederick Wellington McGarry et al.

* cited by examiner

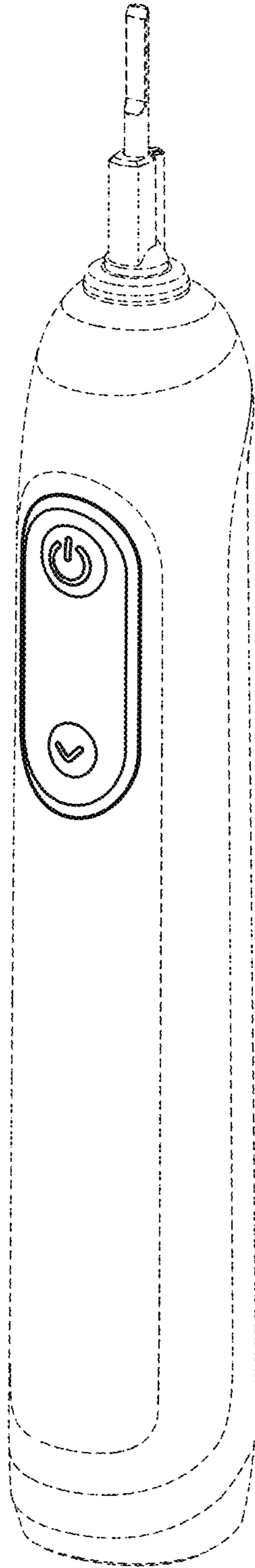


Fig. 1

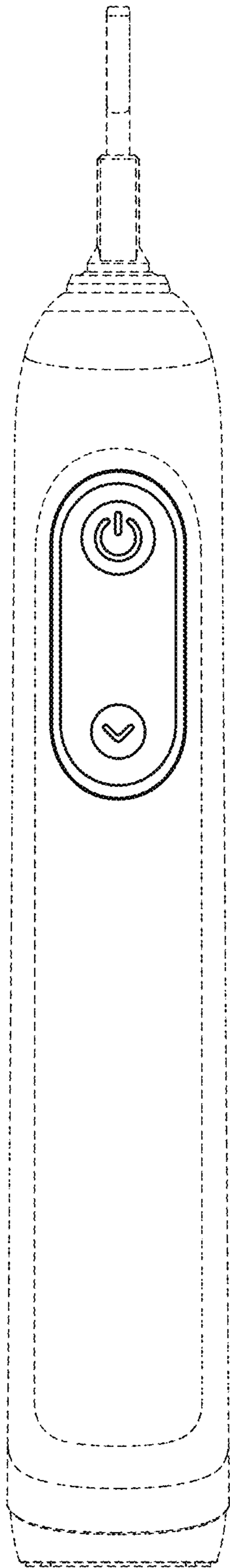


Fig. 2




Fig. 3




Fig. 4




Fig. 5

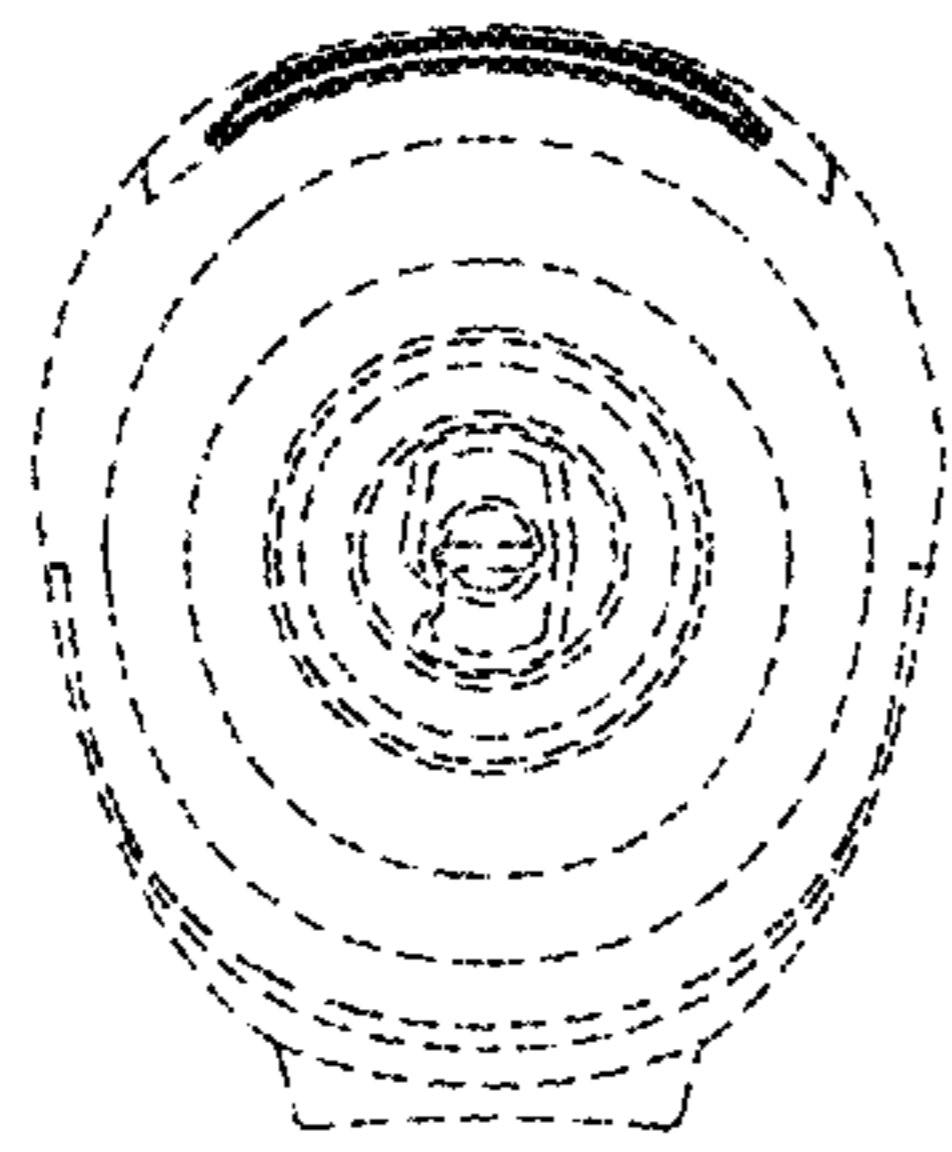


Fig. 6

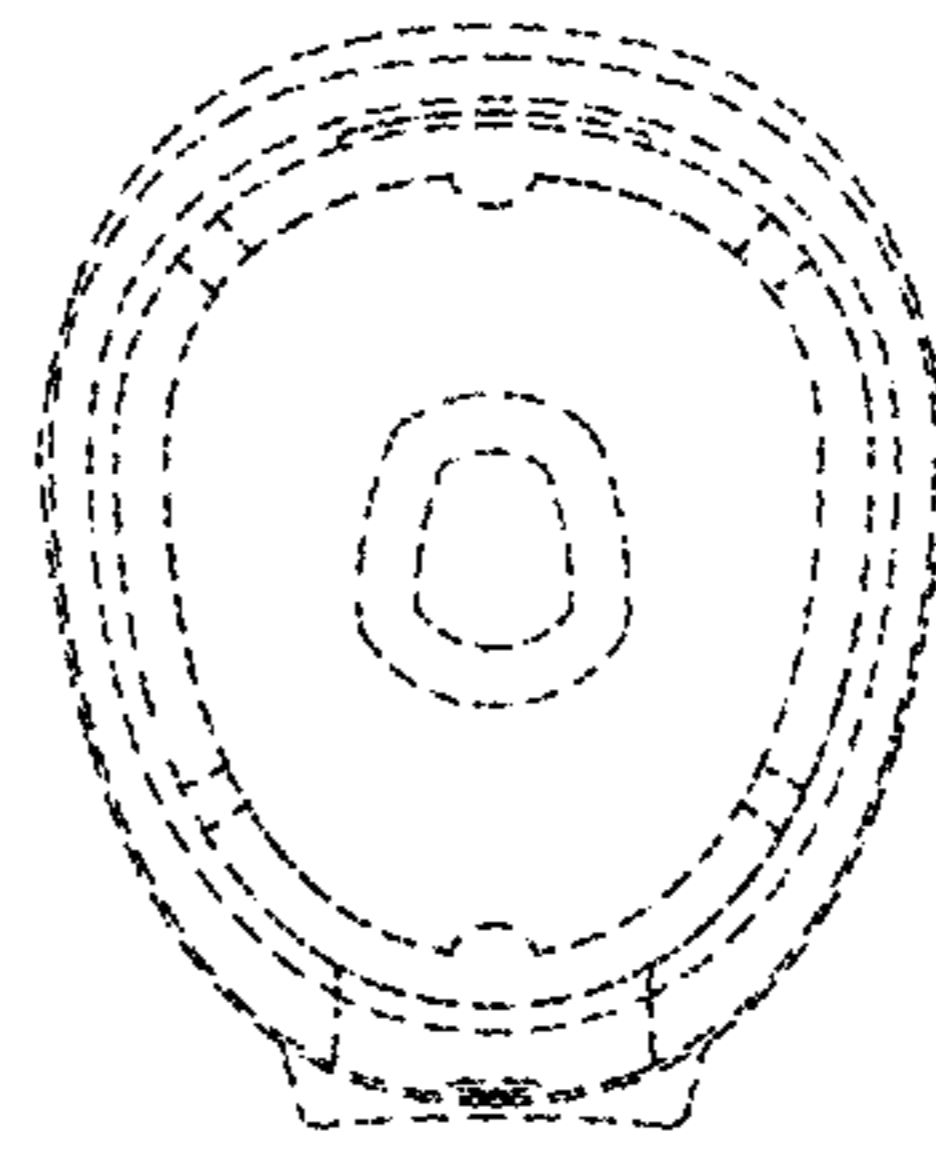


Fig. 7