



US00D790854S

(12) **United States Design Patent**
Lawer

(10) **Patent No.:** **US D790,854 S**
(45) **Date of Patent:** **** Jul. 4, 2017**

(54) **FISHING ROD LURE HOLDER**
(71) Applicant: **George Lawer**, New Hope, MN (US)
(72) Inventor: **George Lawer**, New Hope, MN (US)
(**) Term: **15 Years**
(21) Appl. No.: **29/554,242**
(22) Filed: **Feb. 9, 2016**
(51) **LOC (10) Cl.** **03-01**
(52) **U.S. Cl.**
USPC **D3/260**
(58) **Field of Classification Search**
USPC D3/260, 201, 221, 254, 294, 904, 905,
D3/270, 271.1, 271.2; D22/134, 136, 139
CPC A01K 97/06
See application file for complete search history.

5,533,297 A * 7/1996 Crosby A01K 97/06
43/57.1
D373,614 S 9/1996 Bevill
5,606,820 A * 3/1997 Suddeth A01K 97/06
206/315.11
5,625,977 A 5/1997 Medford
D388,606 S * 1/1998 Zak D3/260
D405,499 S 2/1999 Beauvais
5,992,082 A 11/1999 Barefoot
6,023,876 A 2/2000 Haddad
6,065,595 A * 5/2000 Ratcliff A01K 97/06
206/315.11
6,516,555 B2 * 2/2003 Buzzell A01K 97/06
43/57.1
D475,432 S 6/2003 LaLande
6,606,814 B1 8/2003 Weaver
6,857,219 B2 * 2/2005 Jang A01K 97/06
43/25.2
7,299,582 B1 * 11/2007 Whitehead A01K 97/06
43/25.2
7,587,855 B2 * 9/2009 Konopa A01K 97/06
43/25.2

(Continued)

(56) **References Cited**

U.S. PATENT DOCUMENTS

2,849,825 A * 9/1958 Reisner A01K 97/06
43/25.2
D217,663 S 5/1970 Chamberlain
4,015,361 A * 4/1977 O'Reilly A01K 97/06
43/25.2
4,203,245 A 5/1980 Peterson
4,441,274 A 4/1984 Masur
D286,425 S 10/1986 Haase
4,653,220 A * 3/1987 Olsen, Sr. A01K 97/06
43/57.1
4,936,040 A 6/1990 Reiter
5,056,256 A 10/1991 Truax
D328,183 S * 7/1992 Harris D3/260
5,233,783 A * 8/1993 Roebuck A01K 97/06
43/25.2
5,235,775 A * 8/1993 Daughtry A01K 97/06
220/326
5,475,942 A 12/1995 Ttum

Primary Examiner — Mitchell Siegel

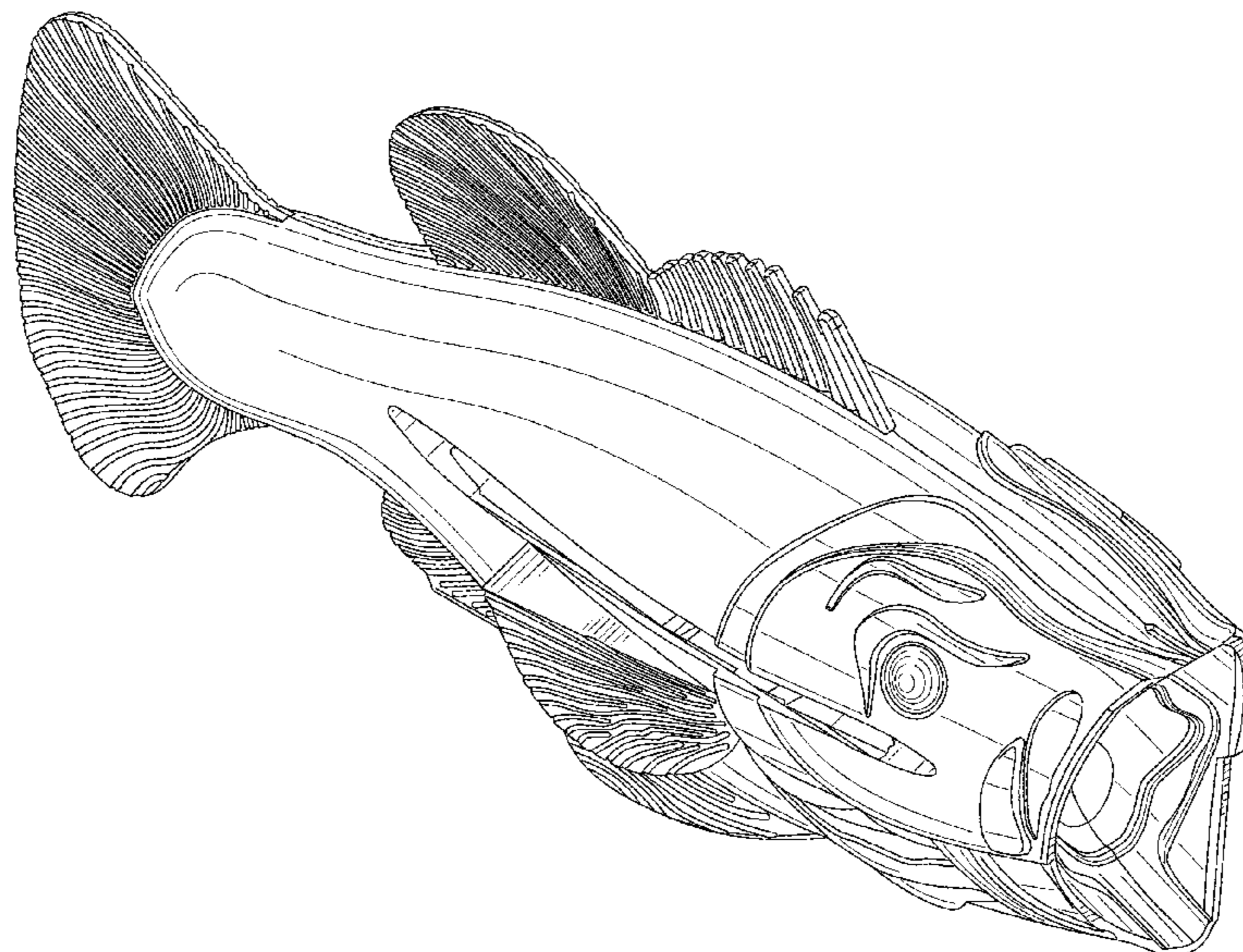
(57) **CLAIM**

The ornamental design for a fishing rod lure holder, as shown and described.

DESCRIPTION

FIG. 1: is a top, front, left side perspective view of the fishing rod lure holder showing my new design;
FIG. 2: is a top view there of;
FIG. 3: is a bottom view there of;
FIG. 4: is a left side view there of;
FIG. 5: is a right side view there of;
FIG. 6: is a front view there of;
FIG. 7: is a rear view there of;
FIG. 8: is a top view being shown in an open position; and,
FIG. 9: is a front view being shown in an open position.

1 Claim, 9 Drawing Sheets



(56)

References Cited

U.S. PATENT DOCUMENTS

D709,589 S * 7/2014 Zebny D22/134
D712,005 S * 8/2014 De Luna D22/139
9,497,951 B1 * 11/2016 Stefanko A01K 97/06

* cited by examiner

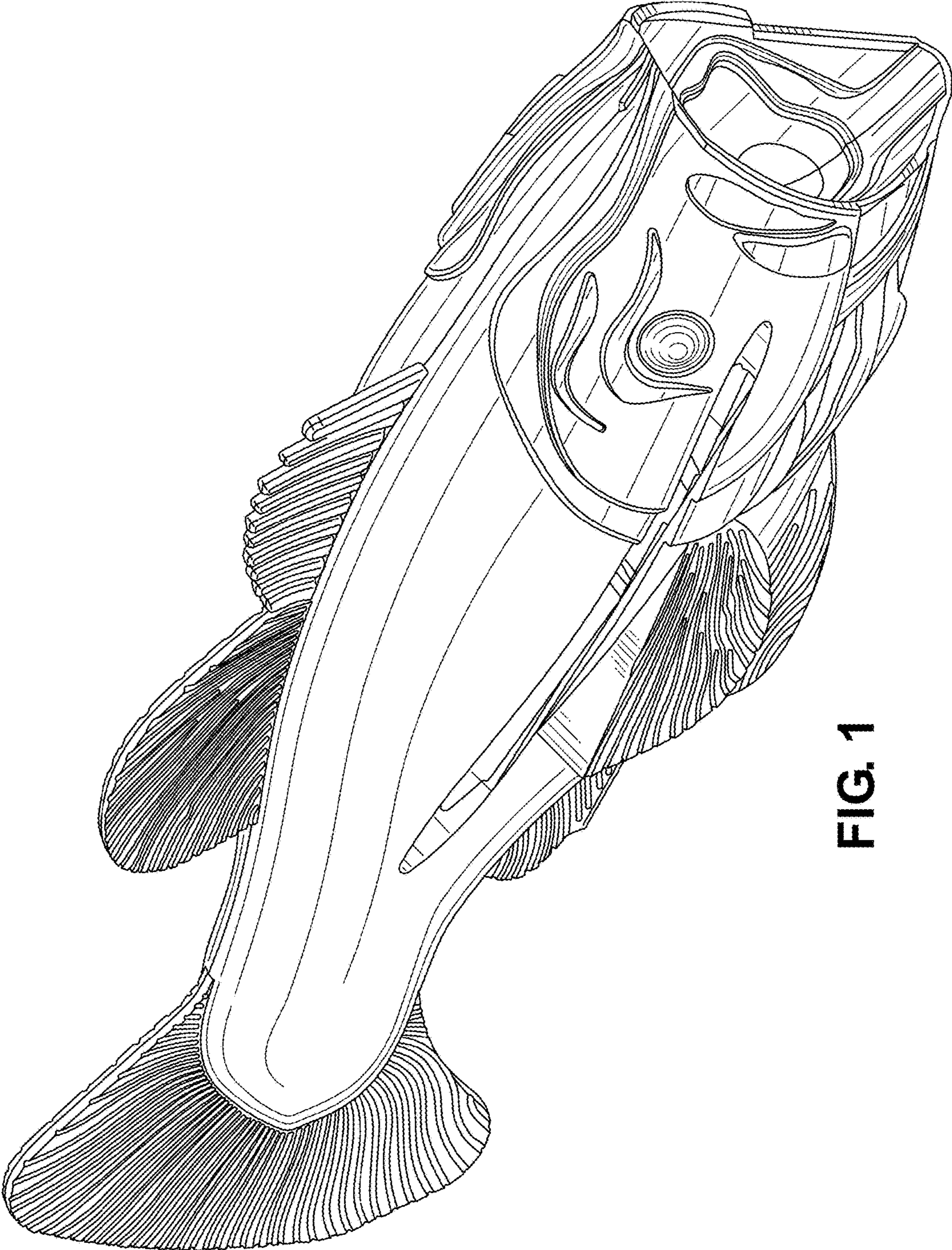


FIG. 1

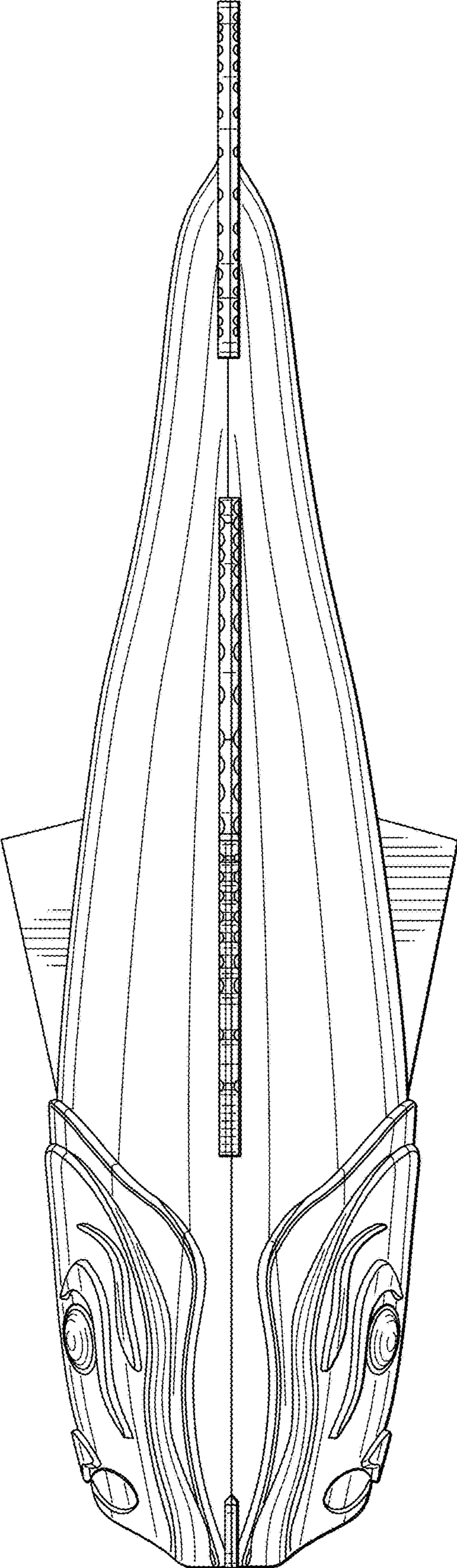


FIG. 2

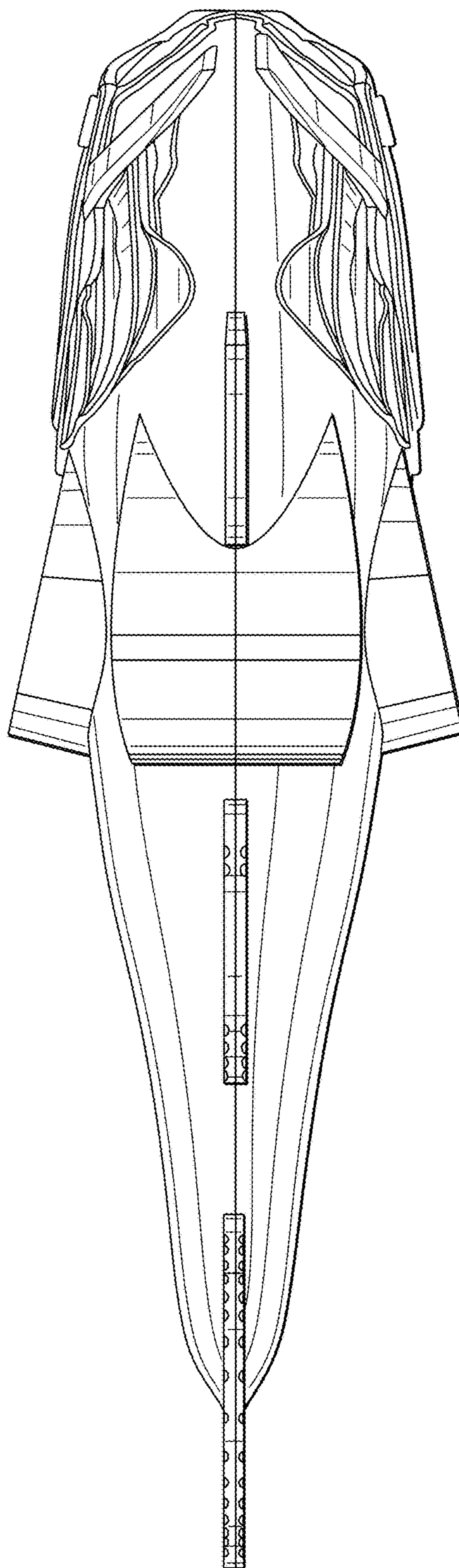


FIG. 3

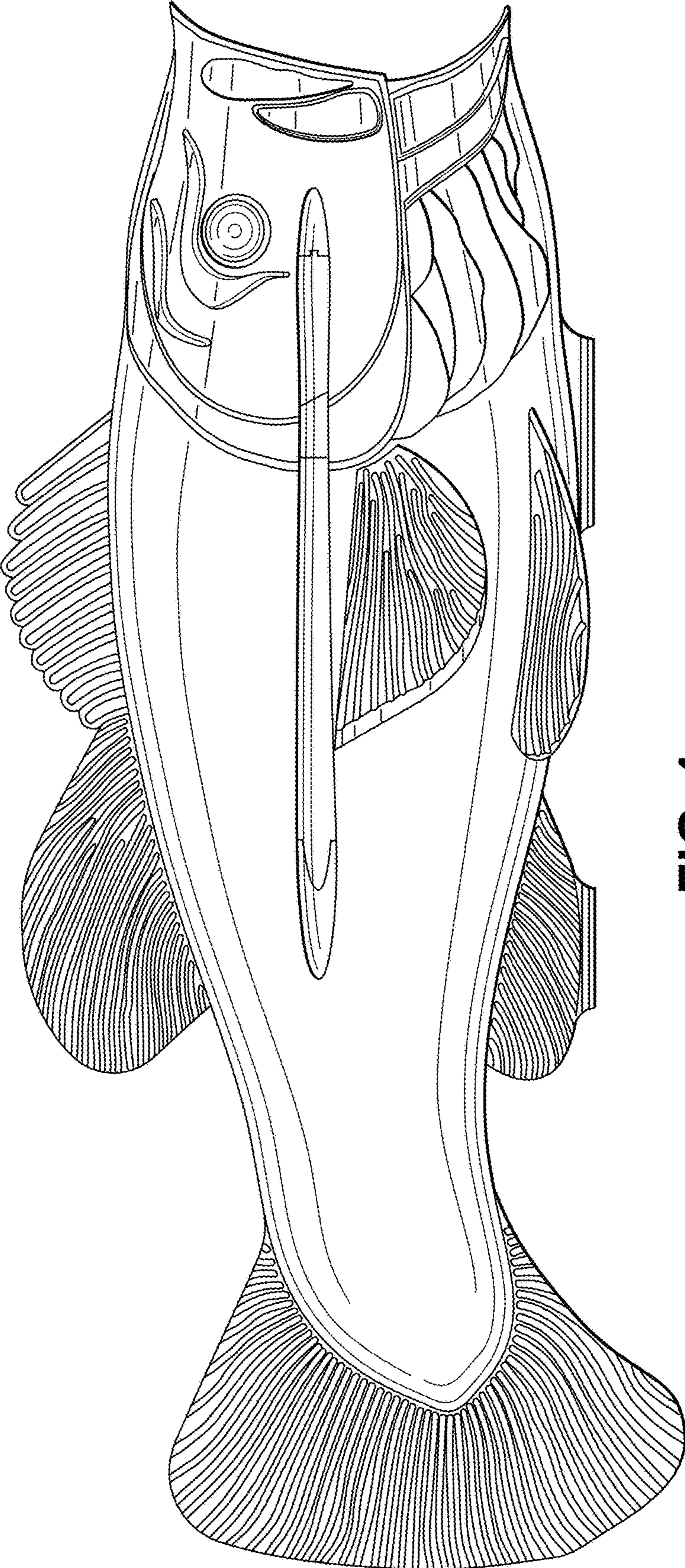


FIG. 4

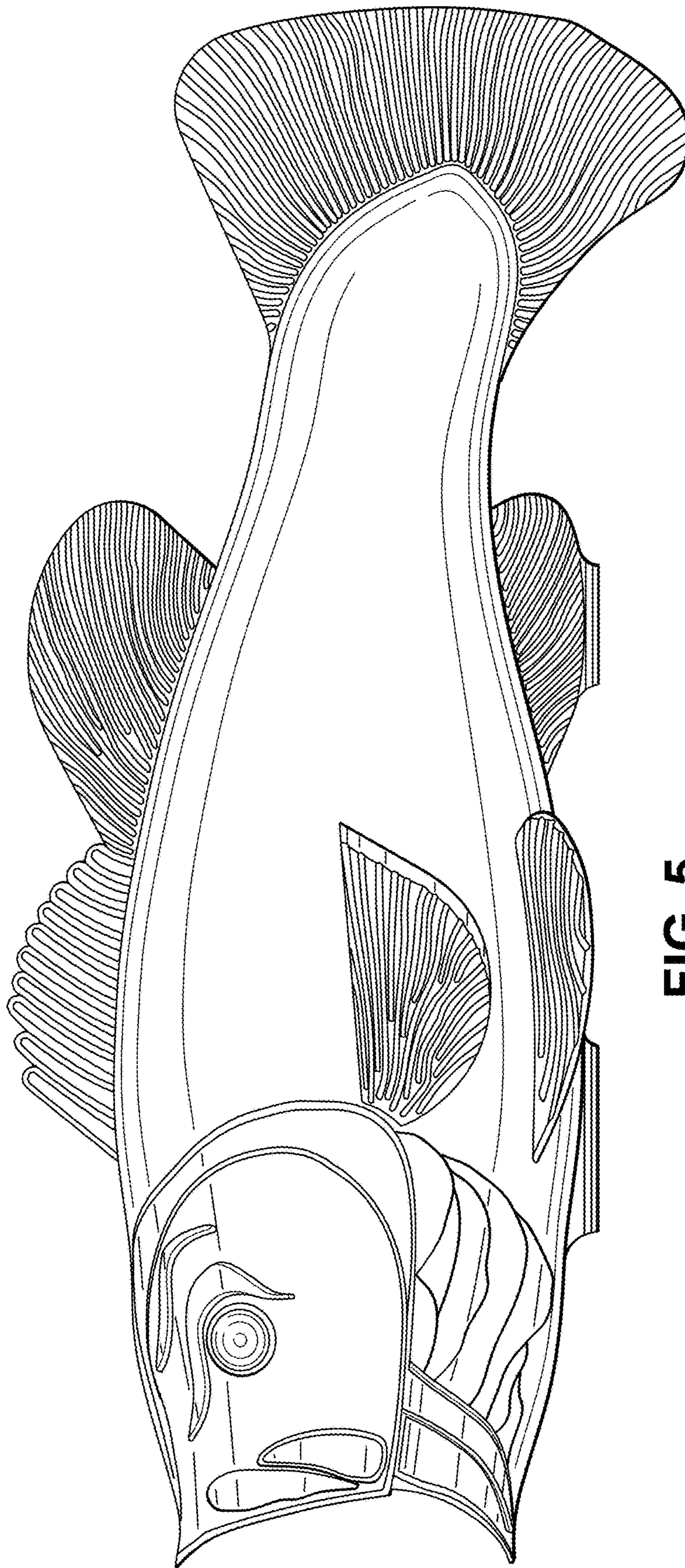


FIG. 5

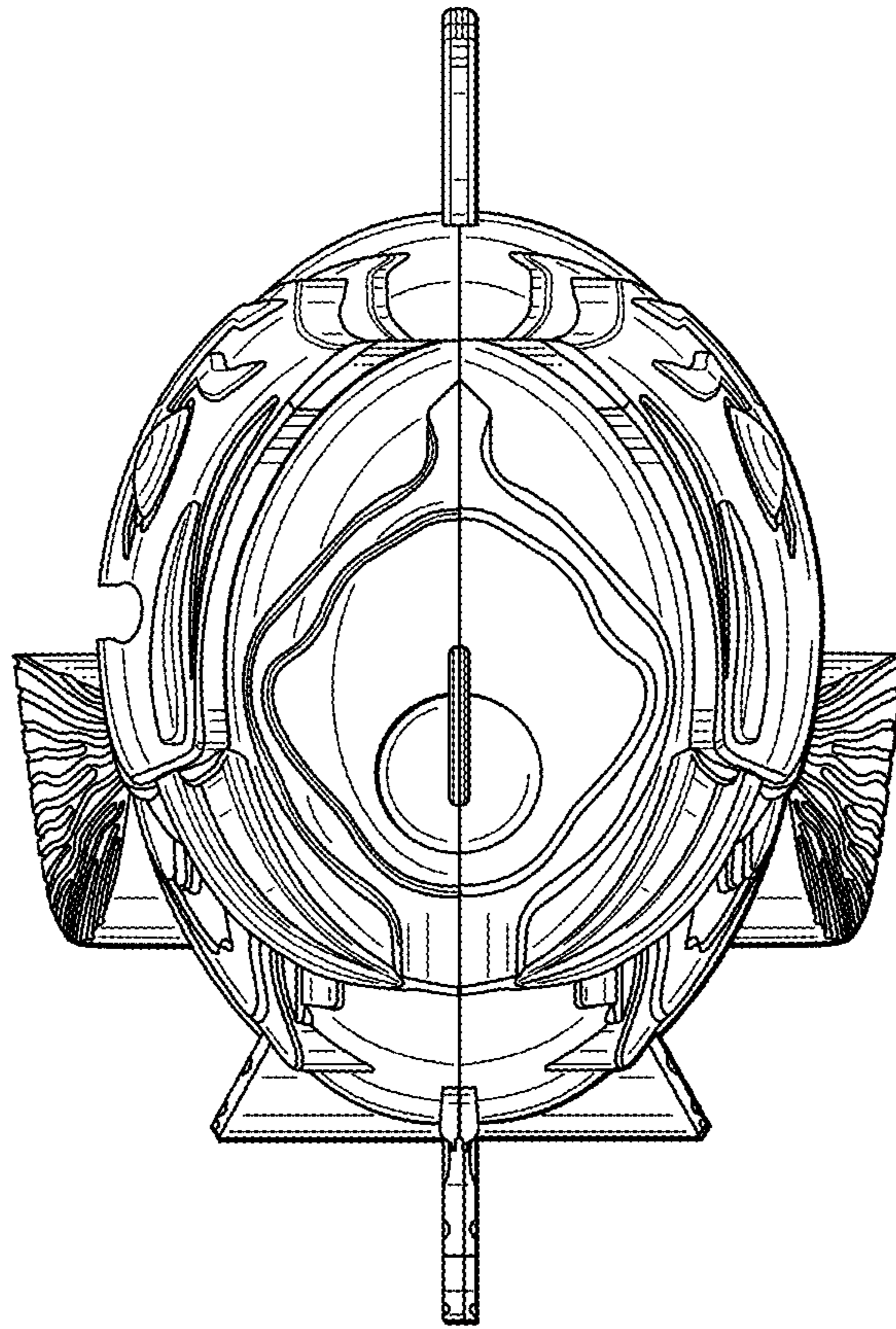


FIG. 6

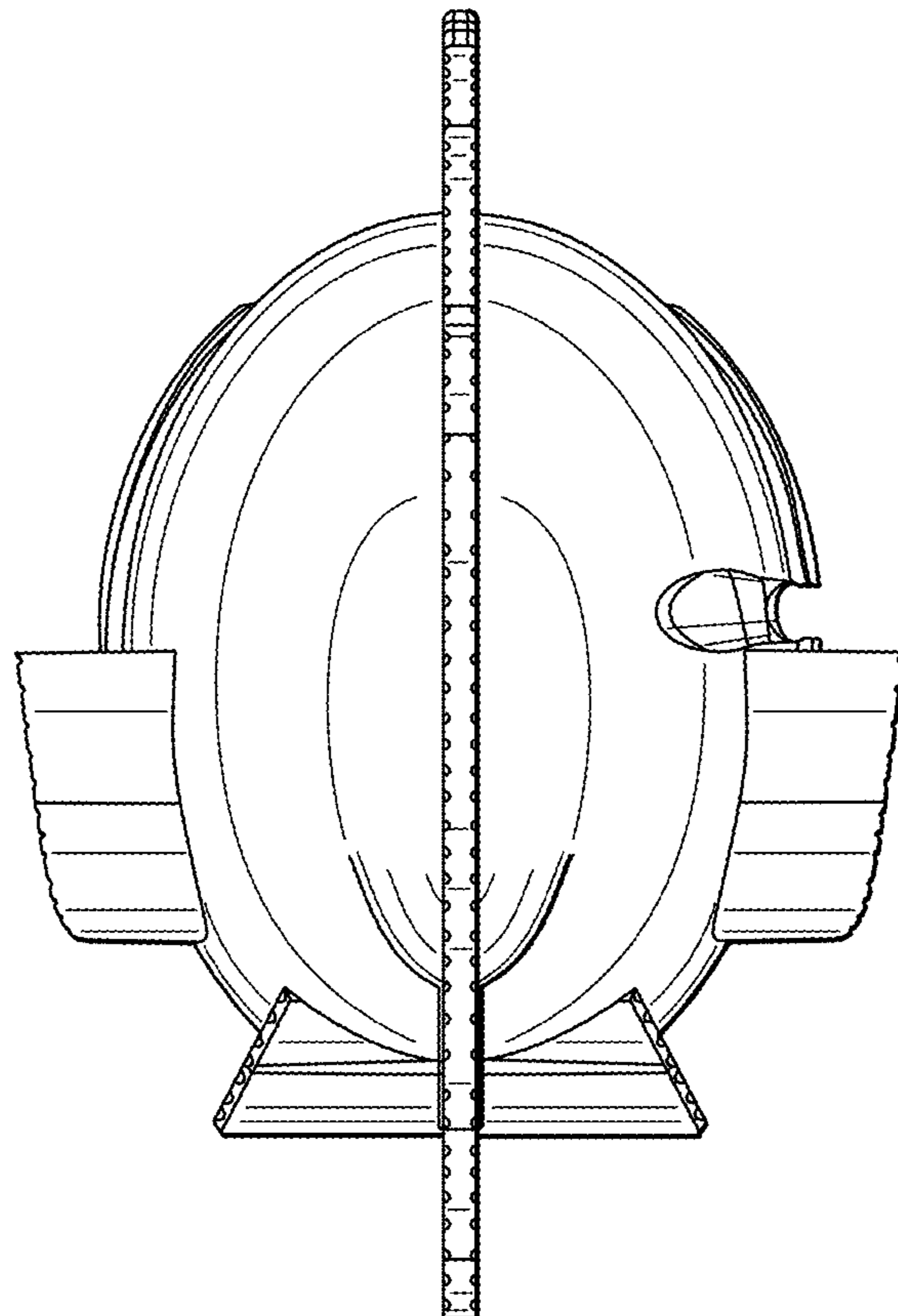


FIG. 7

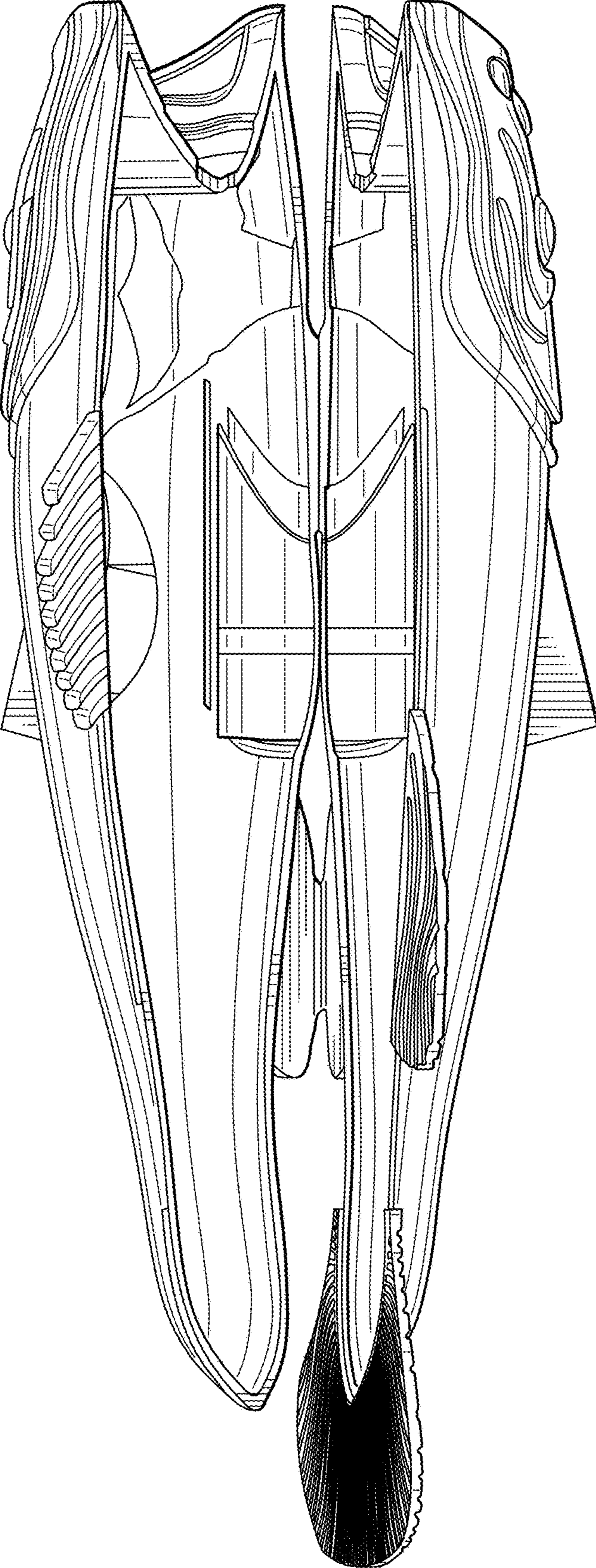


FIG. 8




FIG. 9