



US00D790759S

(12) **United States Design Patent** (10) **Patent No.:** **US D790,759 S**
Chinchon et al. (45) **Date of Patent:** **** Jun. 27, 2017**

(54) **LAMP HOLDER ATTACHMENT FOR HEADGEAR**
(71) Applicant: **3M INNOVATIVE PROPERTIES COMPANY**, St. Paul, MN (US)
(72) Inventors: **Felipe W Chinchon**, Santiago (CL); **Alejandro Vercoutere**, Santiago (CL)
(73) Assignee: **3M Innovative Properties Company**, St. Paul, MN (US)

D503,497 S 3/2005 Canavan
D504,195 S 4/2005 Canavan
D511,865 S 11/2005 Canavan
D511,960 S 11/2005 Ogino
D555,265 S * 11/2007 Shiu D26/39
D579,133 S * 10/2008 Shiu D26/39
D584,010 S 12/2008 Fernandes
D589,962 S 4/2009 Maruyama
D590,547 S 4/2009 Brace
D597,260 S 7/2009 Brace

(Continued)

(**) Term: **15 Years**

(21) Appl. No.: **29/531,509**

(22) Filed: **Jun. 26, 2015**

(51) **LOC (10) Cl.** **26-99**

(52) **U.S. Cl.**
USPC **D26/138**

(58) **Field of Classification Search**
USPC D29/108-111, 114, 115, 129-130;
D24/184; D11/200, 201, 212-216, 218,
D11/222; D8/330; D12/114, 115, 119;
D26/22, 23, 28, 37, 39, 48, 60, 67, 113
CPC . A63B 33/002; A63B 2033/004; A63B 71/10;
A42B 3/20; A42B 3/225; A42B 3/064;
A42B 3/04; A42B 3/042
See application file for complete search history.

(56) **References Cited**

U.S. PATENT DOCUMENTS

4,774,729 A * 10/1988 Coates A42B 3/20
2/424
5,293,649 A * 3/1994 Corpus A42B 3/20
2/424
D375,920 S * 11/1996 Anscher D11/218
6,102,033 A 8/2000 Baribeau
D482,039 S 11/2003 Chen
6,751,810 B1 * 6/2004 Prendergast A42B 3/04
2/422

FOREIGN PATENT DOCUMENTS

AU 349239 6/2013
AU 358212 10/2014

(Continued)

Primary Examiner — John Windmuller
Assistant Examiner — Benjamin Weeks

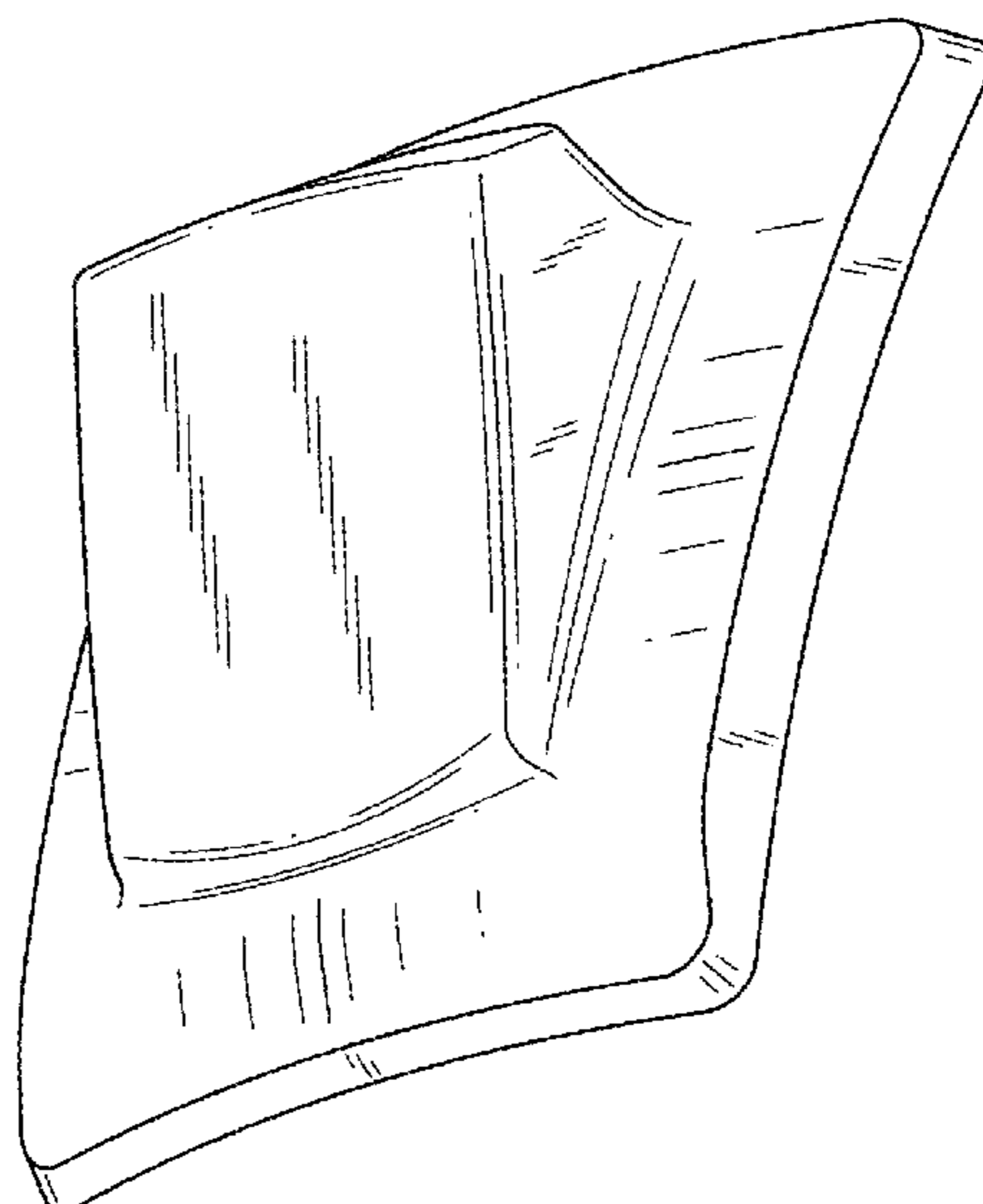
(57) **CLAIM**

The ornamental design for a lamp holder attachment for headgear, as shown and described.

DESCRIPTION

FIG. 1 is a perspective view of a new design for a lamp holder attachment for headgear suitable for mounting on a hard hat, helmet, or the like;
FIG. 2 is a front view thereof in which the slot for holding a lamp can be seen;
FIG. 3 is a side view thereof;
FIG. 4 is a bottom view thereof;
FIG. 5 is a back view thereof;
FIG. 6 is a top view thereof; and,
FIG. 7 is a side view of the lamp holder attachment for headgear on a welding helmet.
The dashed broken lines depict portions of the article and form no part of the claimed design. The broken line in FIG. 7 is depicted for environmental purposes only and forms no part of the claimed design.

1 Claim, 4 Drawing Sheets



(56)

References Cited

U.S. PATENT DOCUMENTS

D597,710 S 8/2009 Brace
 D645,033 S 9/2011 Quong
 D649,907 S 12/2011 Kataguchi
 D656,383 S * 3/2012 Matre D8/330
 D656,931 S 4/2012 Wikel
 D657,356 S 4/2012 Wikel
 8,146,178 B2 * 4/2012 Maddux A42B 3/20
 2/424
 8,191,178 B2 * 6/2012 Mangel, Jr. A42B 3/0406
 2/410
 D663,726 S 7/2012 Gourley
 D663,735 S 7/2012 Musselman
 D664,147 S 7/2012 Zhao
 8,209,784 B2 * 7/2012 Nimmons A42B 3/20
 2/411
 D671,950 S 12/2012 Richter
 D682,663 S 5/2013 Evon
 D690,707 S 10/2013 Minn
 D731,294 S 6/2015 Swan
 D739,711 S 9/2015 Thompson
 D750,471 S 3/2016 Achenbach
 9,360,951 B2 * 6/2016 Moy G06F 3/039
 D769,700 S 10/2016 Chinchon
 2006/0248631 A1 * 11/2006 Arai A42B 3/0493
 2/424
 2007/0136933 A1 * 6/2007 Kim A42B 3/226
 2/424
 2009/0077721 A1 * 3/2009 Prendergast F41H 1/08
 2/422

2010/0175172 A1 * 7/2010 Dempsey G02B 23/125
 2/422
 2011/0019992 A1 1/2011 Orf
 2011/0072562 A1 * 3/2011 Prendergast A42B 3/04
 2/422
 2012/0117717 A1 * 5/2012 McGinn A42B 3/04
 2/424
 2013/0291290 A1 * 11/2013 Bernier A42B 3/04
 2/422
 2014/0000013 A1 * 1/2014 Redpath A42B 3/04
 2/422
 2015/0026872 A1 * 1/2015 Giroux Bernier A42B 1/24
 2/422
 2015/0059069 A1 * 3/2015 Arai A42B 3/222
 2/424
 2015/0074878 A1 * 3/2015 Teetzel A42B 3/042
 2/422
 2015/0282549 A1 * 10/2015 Lebel A42B 3/042
 2/422
 2015/0351482 A1 * 12/2015 Gendron A42B 3/04
 2/422

FOREIGN PATENT DOCUMENTS

AU	366442	1/2016
CA	151180	2/2014
CA	158963	4/2015
EM	000071676-0002	12/2003
EM	002487504-0001	6/2014
EM	002645523-0001	3/2015

* cited by examiner

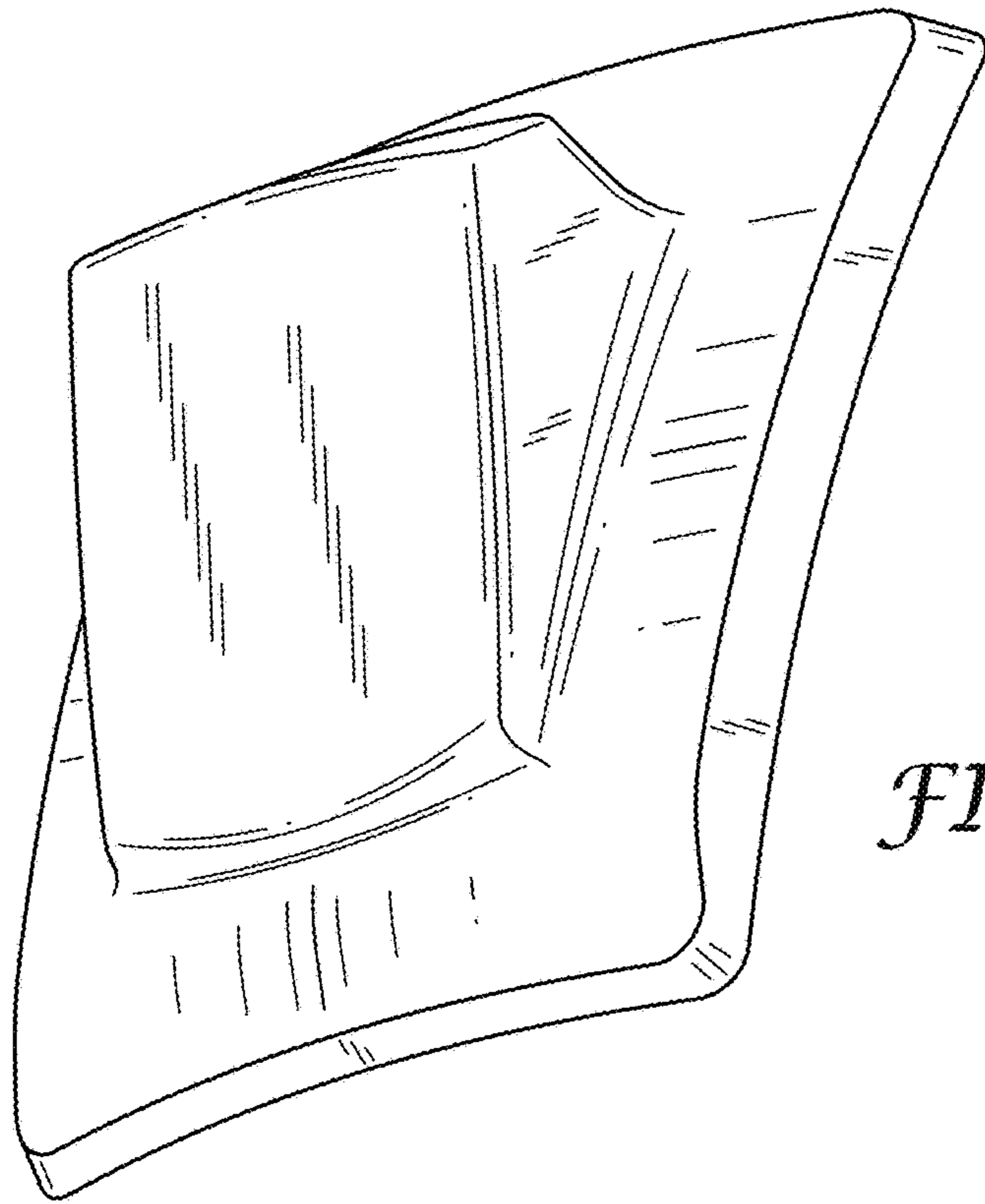


FIG. 1

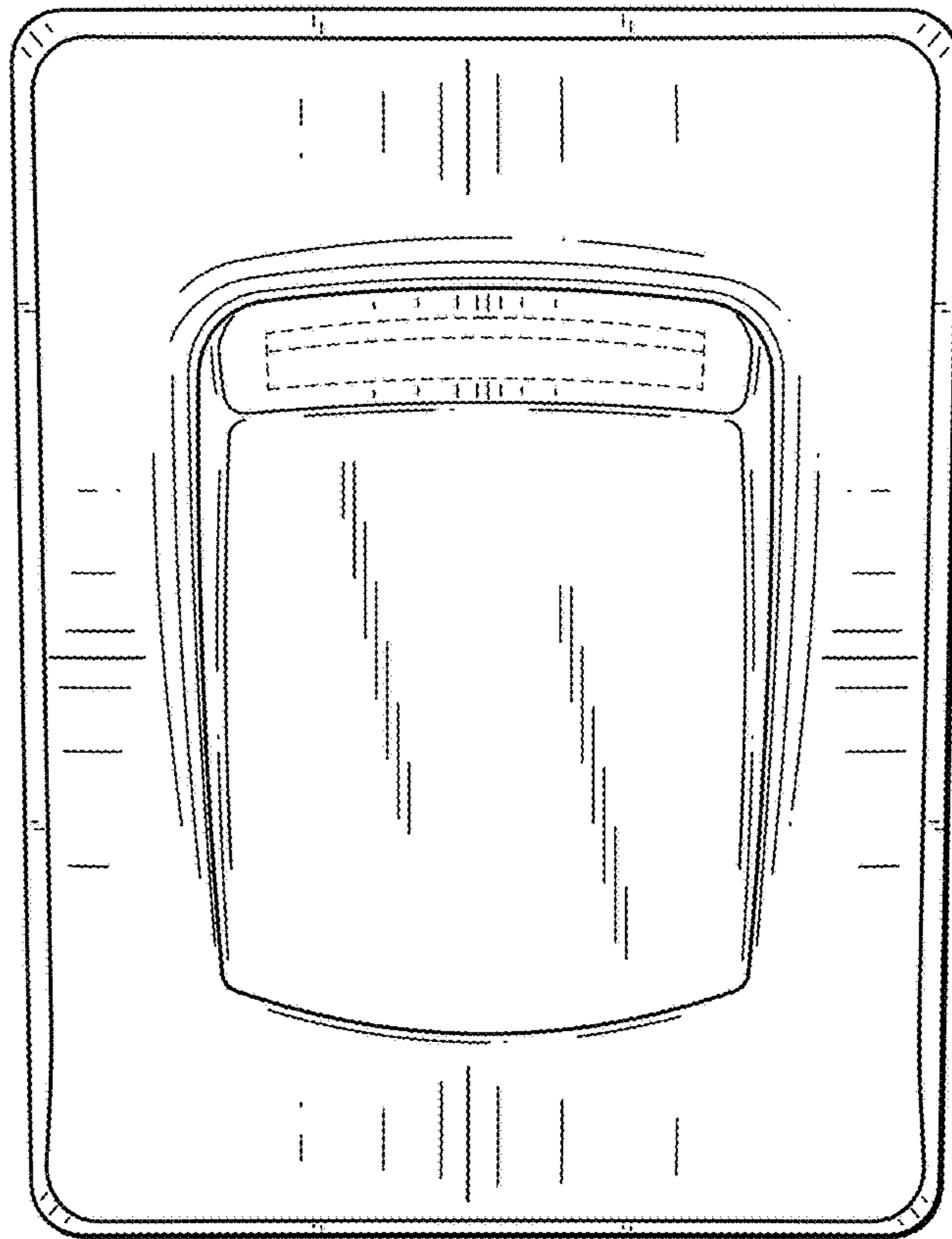


FIG. 2

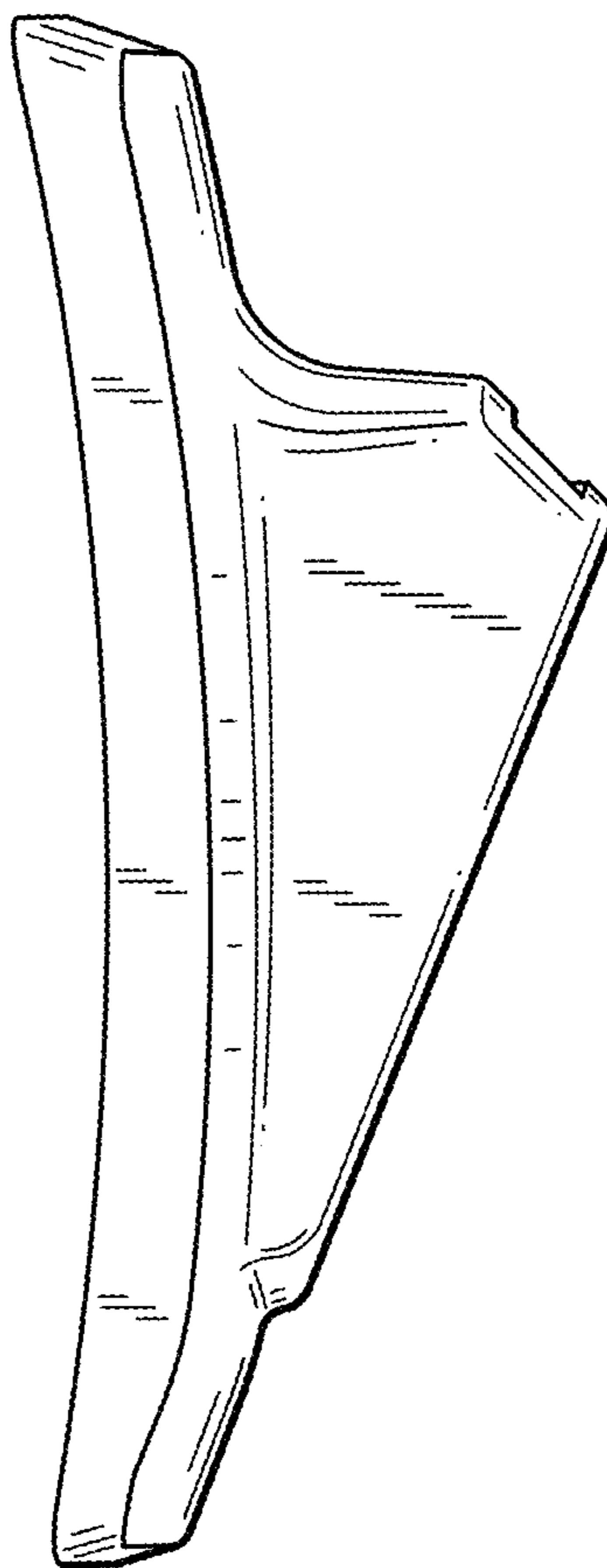


FIG. 3

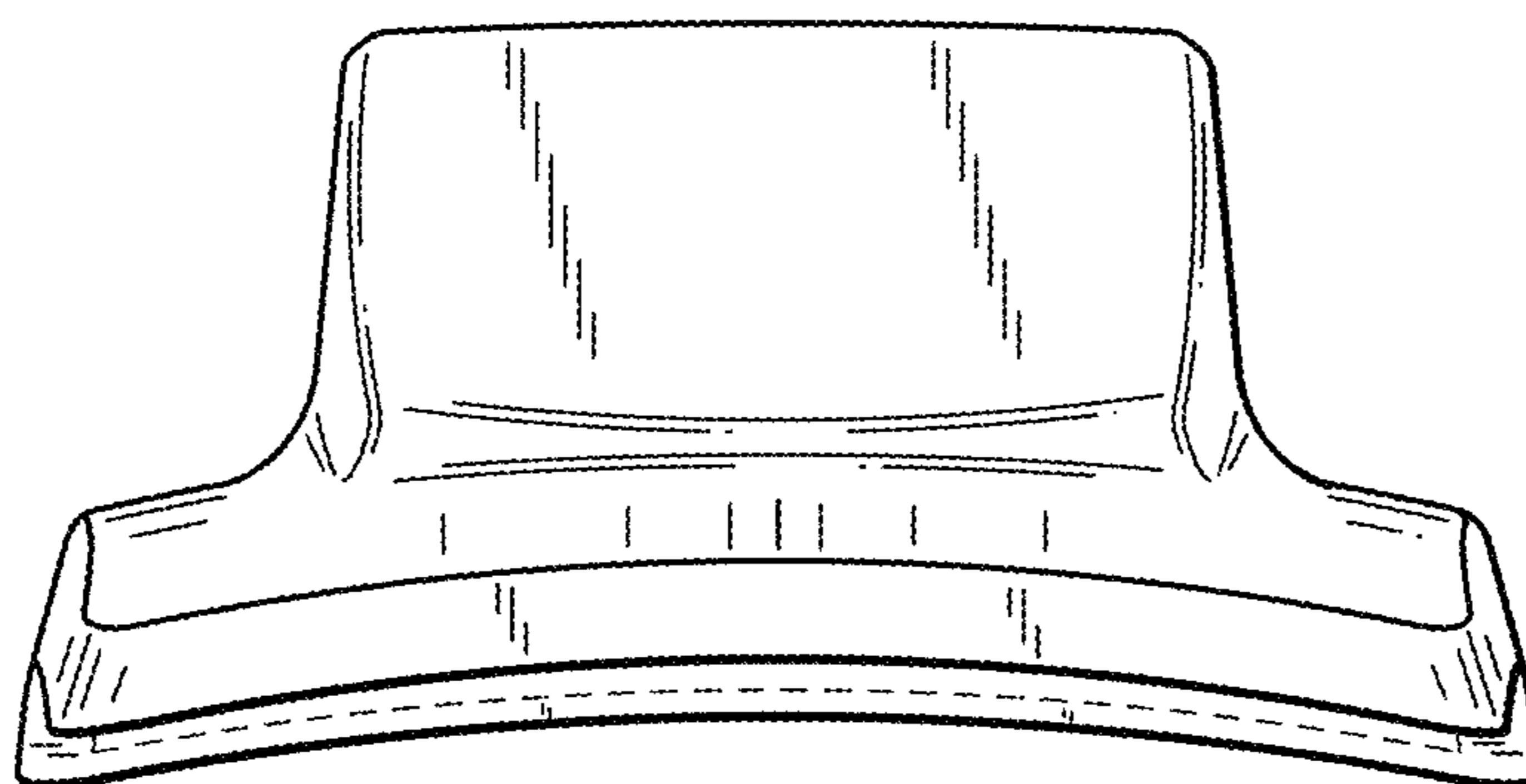


FIG. 4

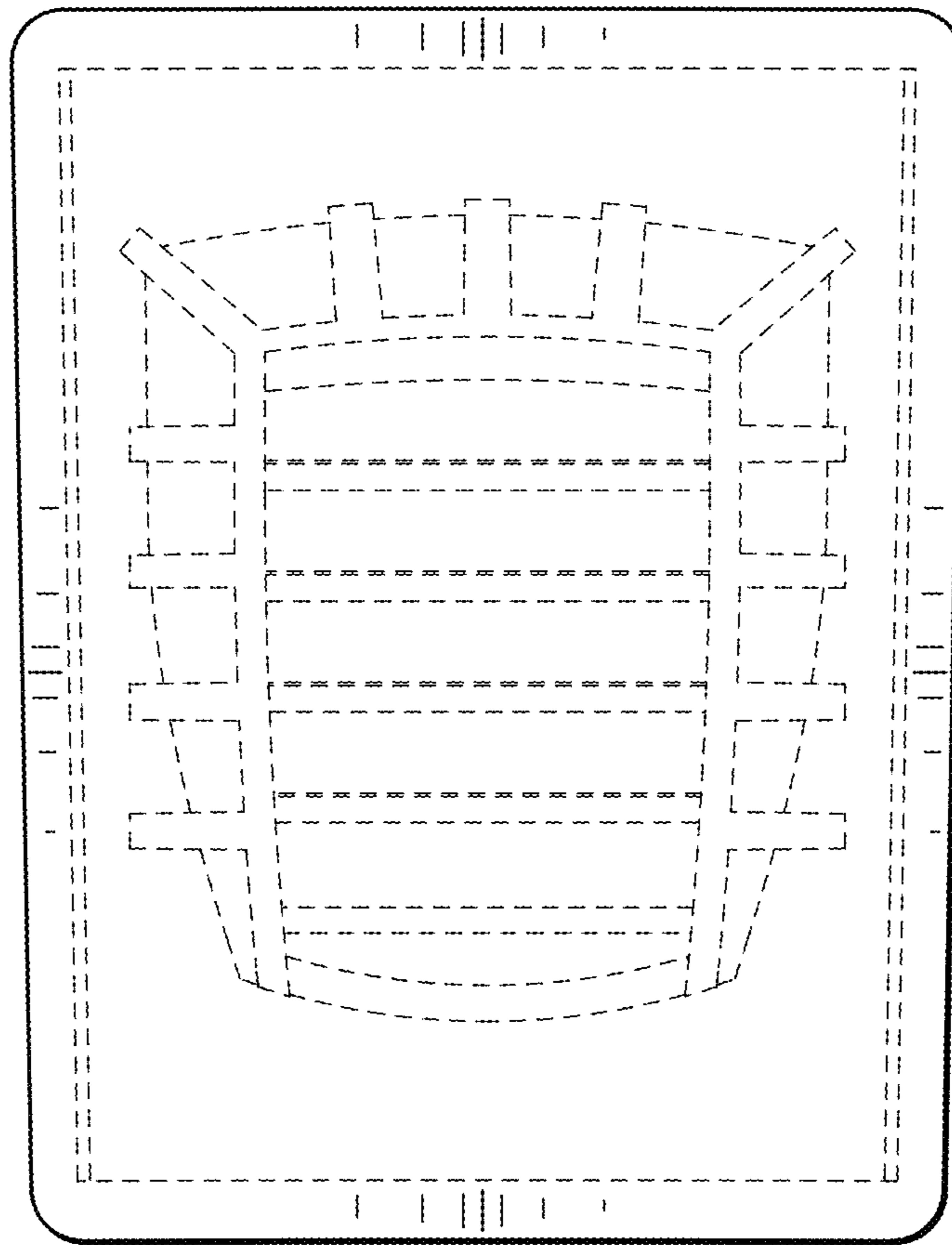


FIG. 5

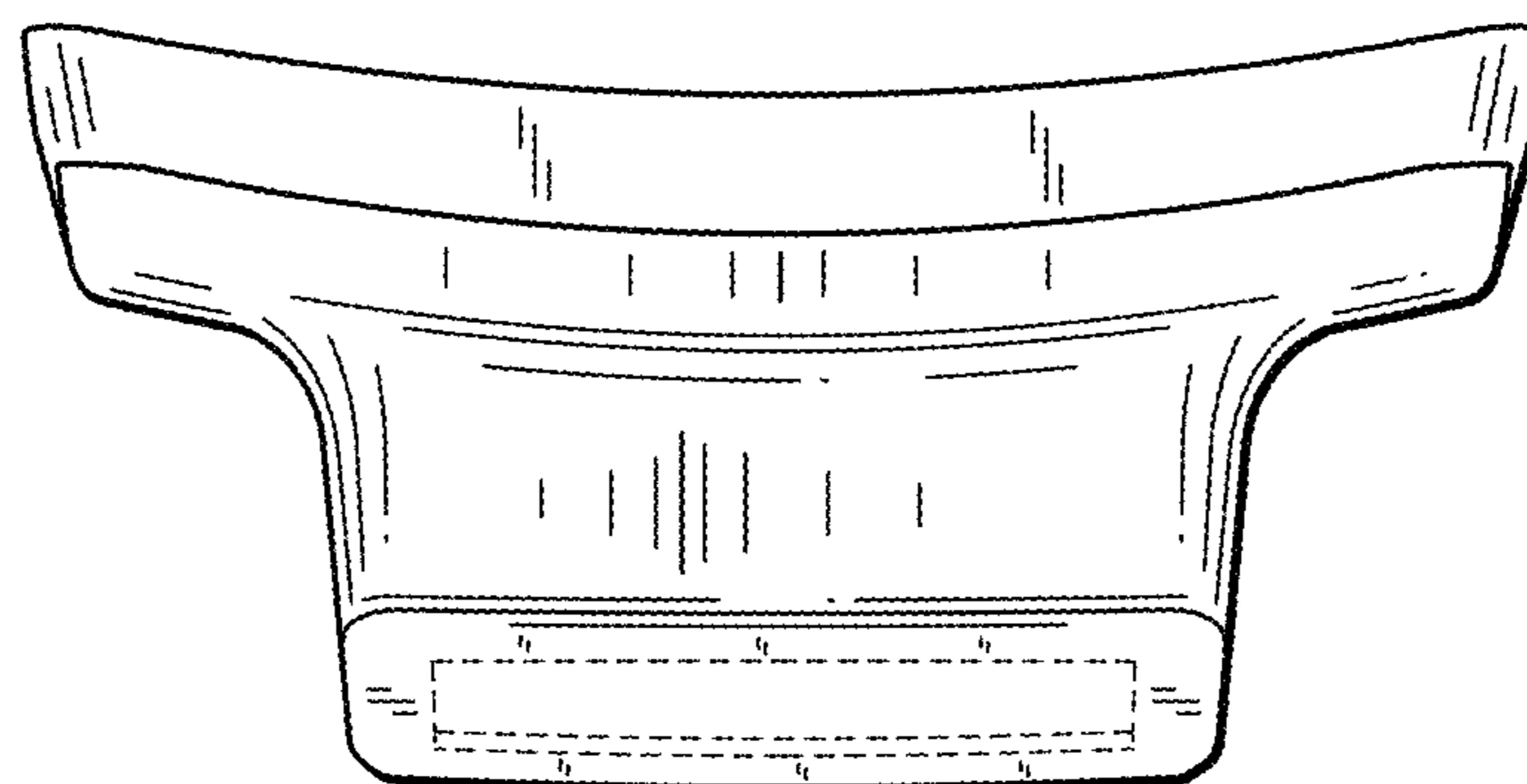


FIG. 6

