



US00D790753S

(12) **United States Design Patent**  
**Rashidi Doust**

(10) **Patent No.:** **US D790,753 S**  
(45) **Date of Patent:** **\*\* Jun. 27, 2017**

- (54) **BODY FOR A LIGHT FIXTURE**
- (71) Applicant: **ELITE LIGHTING**, Commerce, CA (US)
- (72) Inventor: **Hamid Rashidi Doust**, Beverly Hills, CA (US)
- (\*\*) Term: **15 Years**
- (21) Appl. No.: **29/565,056**
- (22) Filed: **May 17, 2016**
- (51) **LOC (10) Cl.** ..... **26-99**
- (52) **U.S. Cl.**  
USPC ..... **D26/113**
- (58) **Field of Classification Search**  
USPC .... D26/74, 76, 118-120, 20, 27, 30, 31, 32, D26/25, 35, 36, 42, 46, 55, 69, 70, 78, D26/80, 101, 110, 109, 123, 124, 127, D26/133, 134, 139; D25/125-135; D7/416; D10/111-115; D13/134, D13/158-178; D14/473, 230; D99/99; D11/144; D22/118  
CPC ..... F21S 8/061; F21S 8/06; F21S 8/02; F21S 4/28; F21S 4/008; F21S 48/212; F21S 2/005; F21V 7/00; F21V 7/09; F21V 29/763; F21V 29/74; F21V 7/02; F21V 5/00; F21V 3/00; F21V 21/002; F21V 15/01; F21V 19/00; F21K 9/30; F21K 9/135; F21K 9/27; G02B 5/126; G02B 6/4246  
See application file for complete search history.

- 6,428,183 B1 \* 8/2002 McAlpin ..... F21S 8/06 362/147
- 6,758,580 B1 7/2004 Verfueth
- D543,654 S \* 5/2007 Hargreaves ..... D26/76
- D544,139 S \* 6/2007 Hargreaves ..... D26/118
- D544,982 S \* 6/2007 Hargreaves ..... D26/76
- 7,244,058 B2 7/2007 DiPenti et al.
- 7,261,436 B2 8/2007 Haugaard et al.
- 7,329,022 B2 2/2008 Tran et al.

(Continued)

**FOREIGN PATENT DOCUMENTS**

- WO WO2010/095710 8/2010
- WO WO2011/068114 6/2011

(Continued)

**OTHER PUBLICATIONS**

“CCL-FL-762” Apr. 2, 2013, ctclightingmfg.com, site visited Mar. 14, 2017 <[http://www.ctclightingmfg.com/all\\_products.html](http://www.ctclightingmfg.com/all_products.html)>.\*

(Continued)

*Primary Examiner* — Kevin Rudzinski  
*Assistant Examiner* — Paul Bohannon  
(74) *Attorney, Agent, or Firm* — Payam Moradian

(57) **CLAIM**

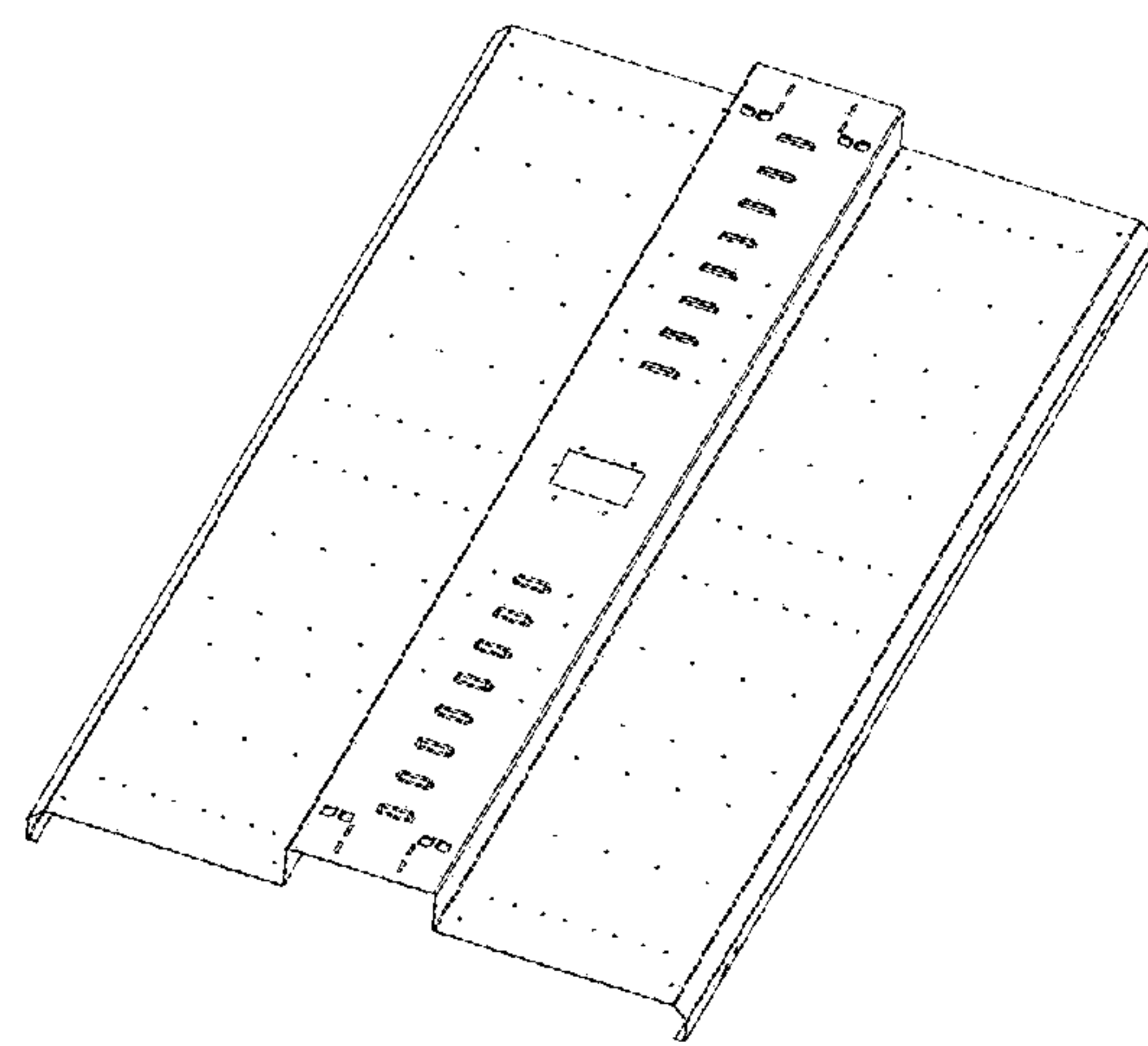
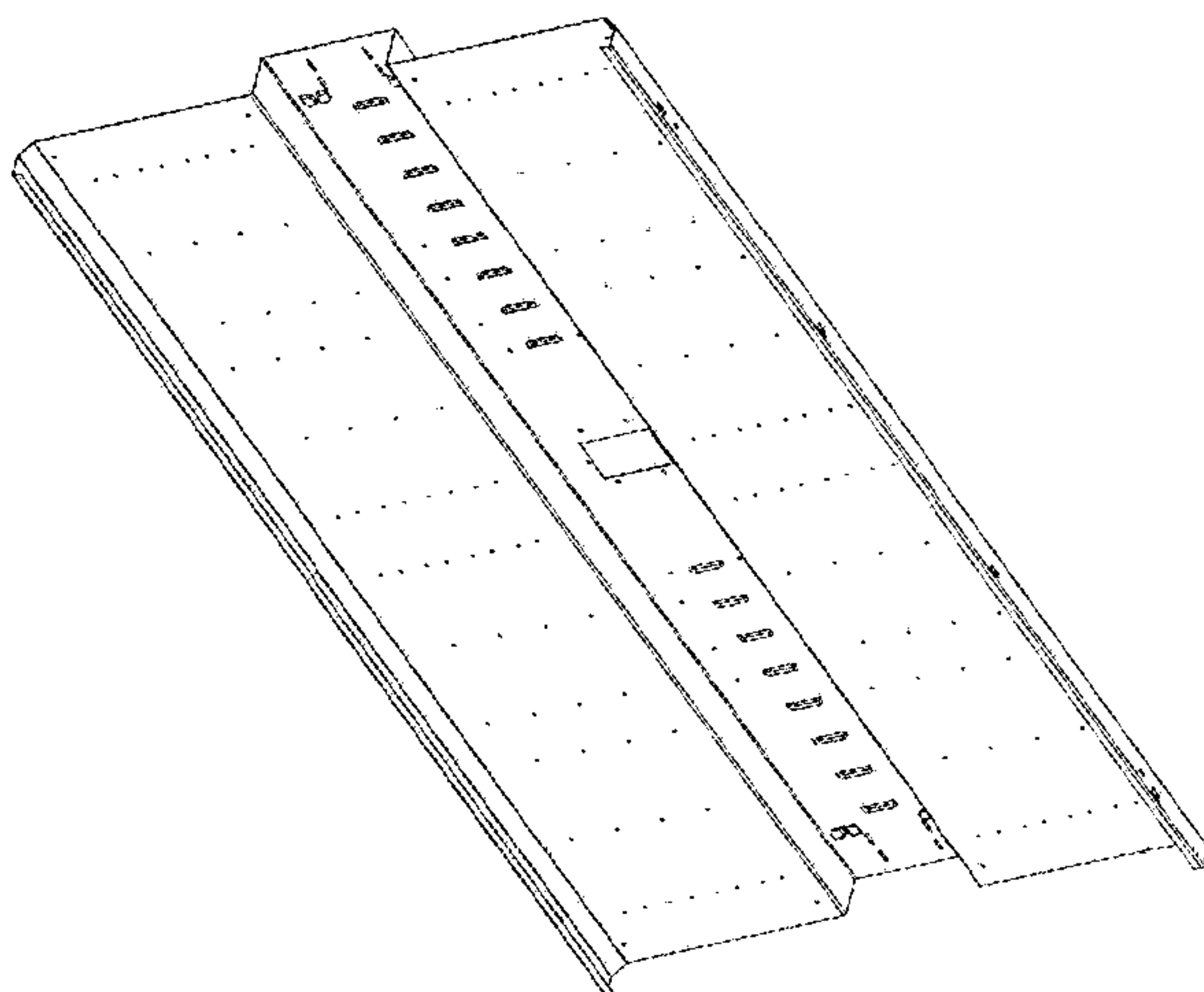
I claim the ornamental design for a body for a light fixture, as shown and described.

**DESCRIPTION**

FIG. 1 is a bottom perspective view of a body for a light fixture;  
FIG. 2 is a top perspective view thereof;  
FIG. 3 is a rear view thereof;  
FIG. 4 is a front view thereof;  
FIG. 5 is a top view thereof;  
FIG. 6 is a bottom view thereof;  
FIG. 7 is a left view thereof; and,  
FIG. 8 is a right view thereof.

**1 Claim, 8 Drawing Sheets**

- (56) **References Cited**  
U.S. PATENT DOCUMENTS  
3,560,729 A 2/1971 Liberman  
D413,402 S \* 8/1999 Ranieri ..... D26/74  
6,161,939 A \* 12/2000 Bansbach ..... F21S 8/061 362/223



(56)

**References Cited**

U.S. PATENT DOCUMENTS

7,926,985 B2 4/2011 Teng et al.  
 7,963,672 B2 6/2011 Liu et al.  
 8,136,958 B2 3/2012 Verfuert et al.  
 D662,256 S 6/2012 Klu  
 D664,706 S 7/2012 Schieffelin et al.  
 8,337,043 B2 12/2012 Verfuert et al.  
 8,376,583 B2 2/2013 Wang et al.  
 8,529,085 B2 9/2013 Josefowicz et al.  
 D718,884 S \* 12/2014 Thrush ..... D25/125  
 9,016,892 B1 \* 4/2015 Scribante ..... F21V 29/763  
 362/222  
 D738,031 S \* 9/2015 Martins ..... D26/118  
 9,447,949 B2 \* 9/2016 Rashidi Doust ..... F21V 17/02  
 2005/0015750 A1 1/2005 Sley  
 2005/0026501 A1 2/2005 Zhan et al.  
 2008/0025959 A1 1/2008 Daneman et al.  
 2012/0002411 A1 1/2012 Ladewig  
 2013/0008352 A1 1/2013 Roddy  
 2013/0155670 A1 6/2013 Handsaker

2013/0294072 A1\* 11/2013 Miller ..... F21V 7/00  
 362/235  
 2014/0254144 A1\* 9/2014 Boomgaarden ..... F21K 9/30  
 362/157  
 2015/0276155 A1 10/2015 Rashidi Doust  
 2016/0305618 A1\* 10/2016 Miller ..... F21V 5/00

FOREIGN PATENT DOCUMENTS

WO WO2011/118974 9/2011  
 WO WO2013/129362 9/2013  
 WO WO2013/162183 10/2013

OTHER PUBLICATIONS

“2 Lamp T5HO Baffled High Bay” Aug. 22, 2010, relightdepot.com, site visited Mar. 14, 2017 <<http://relightdepot.com/light-fixtures/high-bay-lighting/t5ho-high-bay.html>>.\*  
 Lithonia High Bay, Nov. 17, 2013.

\* cited by examiner

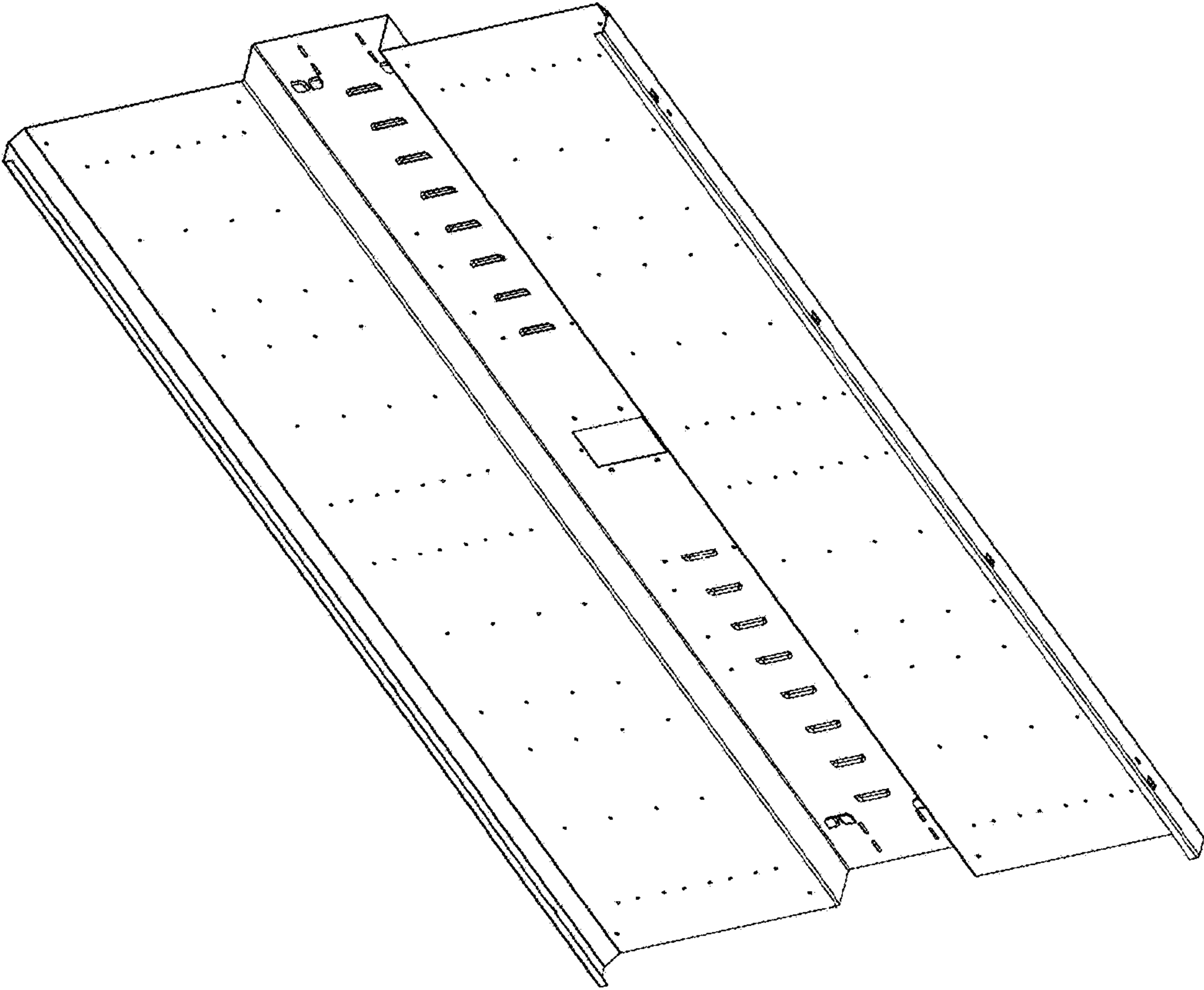


FIG.1

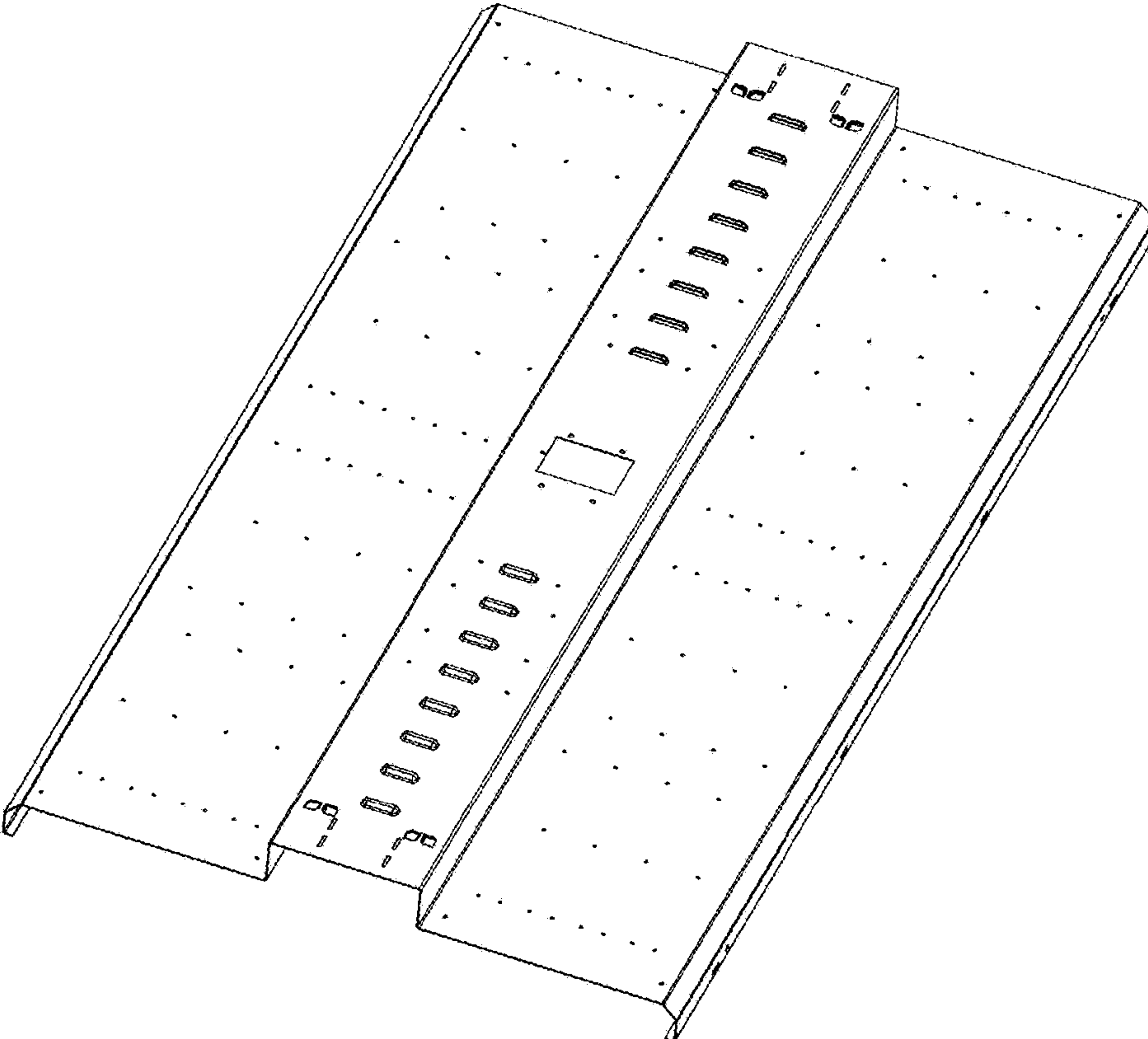


FIG.2

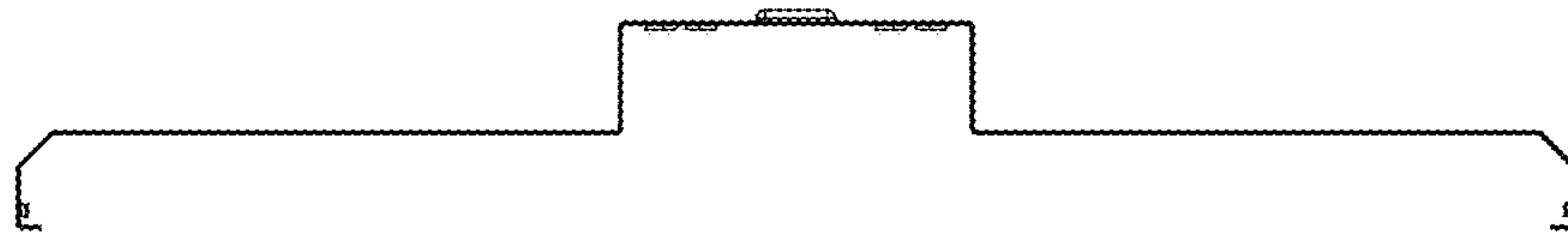


FIG.3

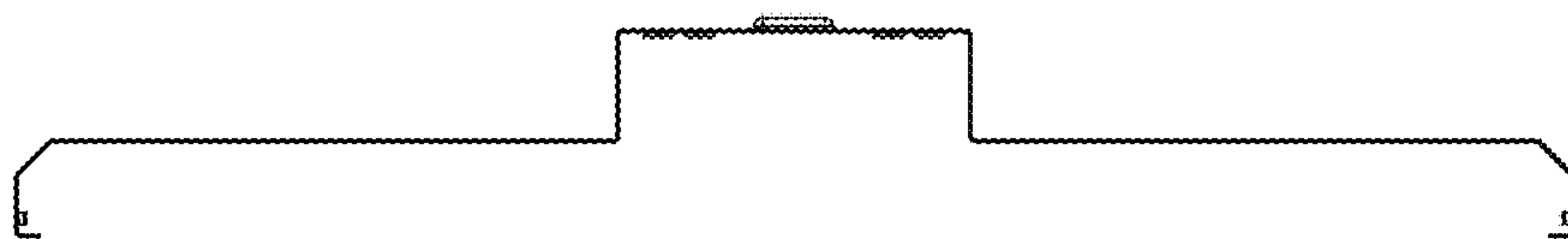


FIG.4



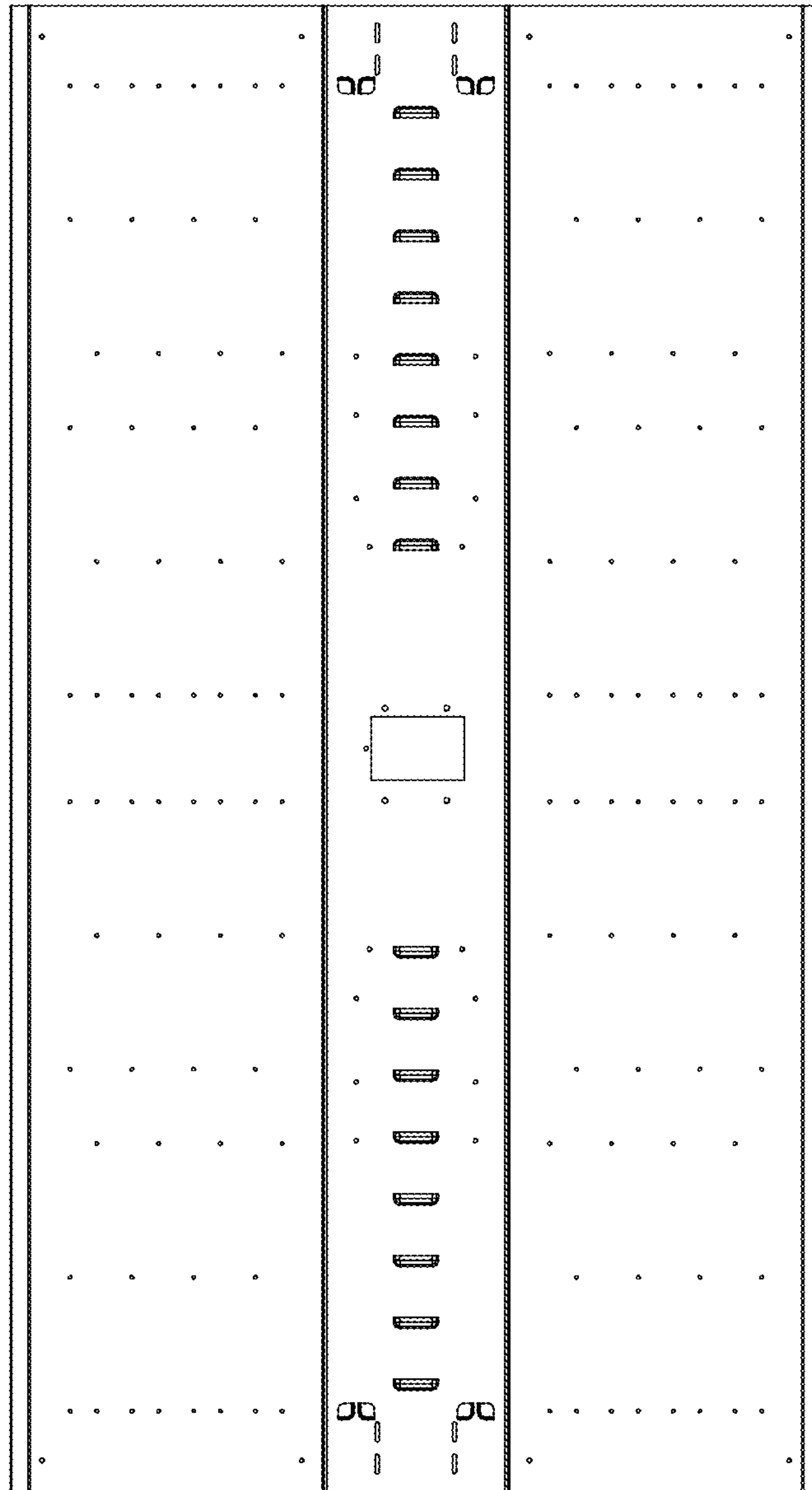


FIG.5




FIG.6






FIG.7



FIG.8