



US00D790749S

(12) **United States Design Patent**
Li

(10) **Patent No.:** **US D790,749 S**
(45) **Date of Patent:** **** Jun. 27, 2017**

- (54) **GLASS JAR ELECTRONIC CANDLE**
- (71) Applicant: **Xiaofeng Li**, Shenzhen (CN)
- (72) Inventor: **Xiaofeng Li**, Shenzhen (CN)
- (**) Term: **15 Years**
- (21) Appl. No.: **29/570,395**
- (22) Filed: **Jul. 7, 2016**
- (51) **LOC (10) Cl.** **26-03**
- (52) **U.S. Cl.**
USPC **D26/96**
- (58) **Field of Classification Search**
USPC D26/4, 5, 6, 7, 9, 22, 96
CPC F21S 6/00; F21S 6/001; F21S 10/04; F21S
10/10; F21S 10/043; F21S 8/08; F21S
48/115; F21V 21/00; F21V 35/00; F21W
2121/00; C11C 5/002; C11C 5/004; A61G
17/08; F23D 3/16
See application file for complete search history.

- 7,261,455 B2 * 8/2007 Schnuckle F21S 6/001
362/161
- D682,448 S * 5/2013 Nugent D26/22
- D699,872 S * 2/2014 Karpowicz D26/22
- D704,868 S * 5/2014 Sanders D26/22
- 8,783,888 B2 * 7/2014 McCavit F21S 10/04
362/162
- D747,027 S * 1/2016 Smith D26/96
- D767,810 S * 9/2016 Li D26/96

* cited by examiner

Primary Examiner — Brian N Vinson
(74) *Attorney, Agent, or Firm* — Perkins Coie LLP

(57) **CLAIM**

The ornamental design for a glass jar electronic candle, as shown and described.

DESCRIPTION

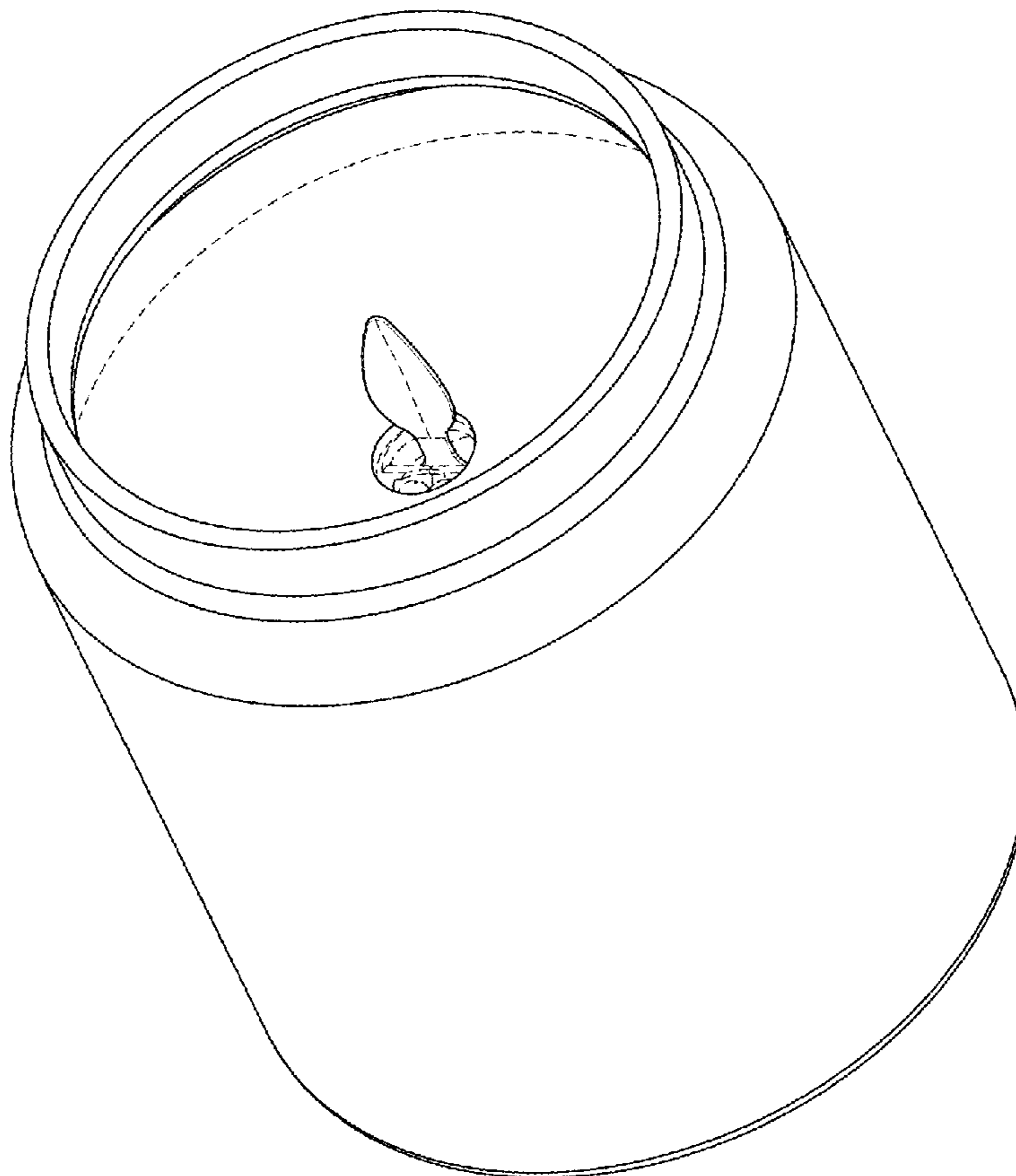
FIG. 1 is an isometric view of top, front and right side of the glass jar electronic candle;
FIG. 2 is an isometric view of bottom, back and left side of the glass jar of FIG. 1;
FIG. 3 is a top view of the glass jar of FIG. 1; and,
FIG. 4 is a side view of the glass jar of FIG. 1.
The broken-line disclosure represents portions of the glass jar which form no part of the claimed design.

1 Claim, 4 Drawing Sheets

(56) **References Cited**

U.S. PATENT DOCUMENTS

- 5,927,964 A * 7/1999 Fawcett F23D 3/16
431/126
- 6,785,939 B1 * 9/2004 James A61G 17/08
27/1



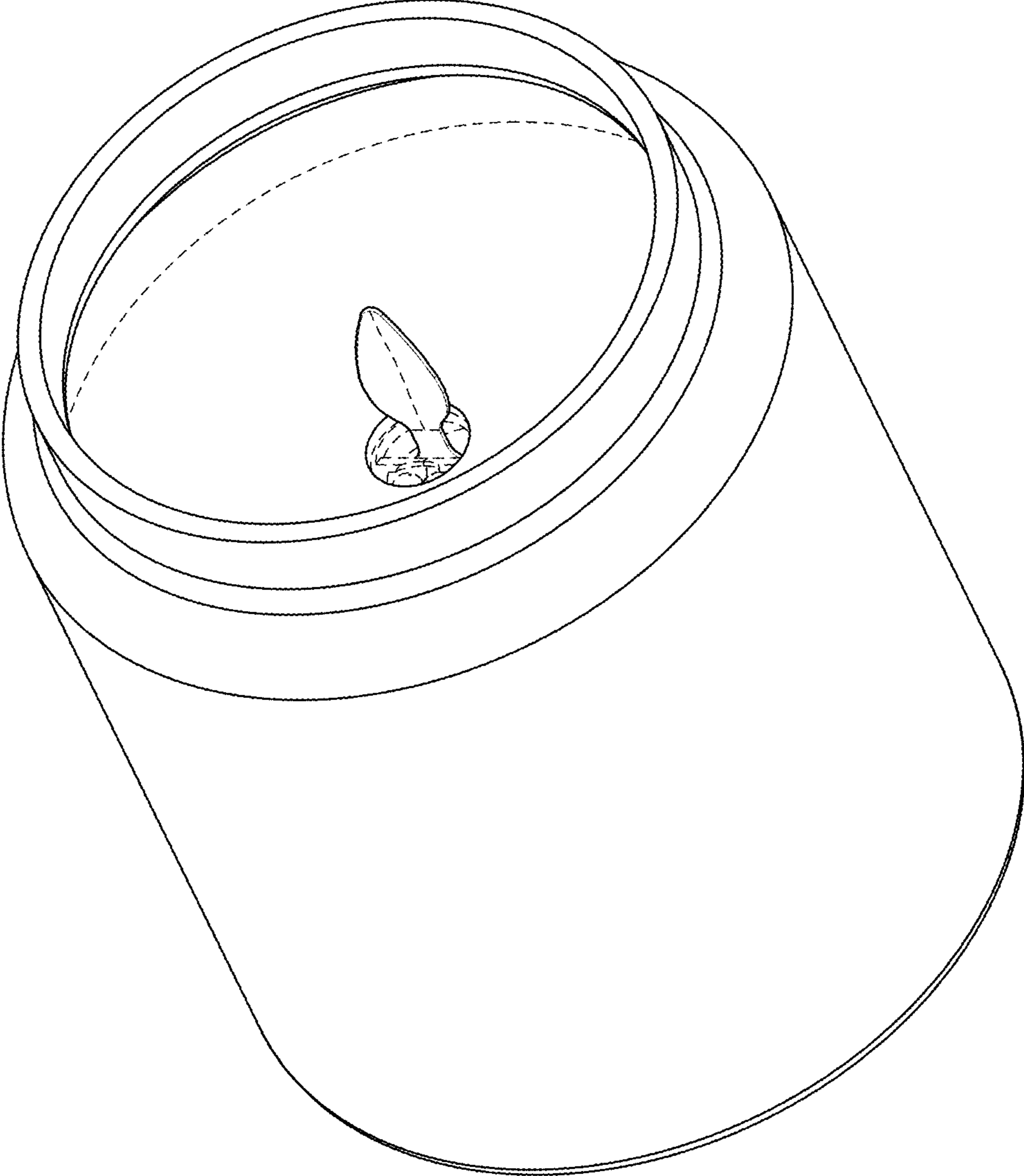


FIG. 1

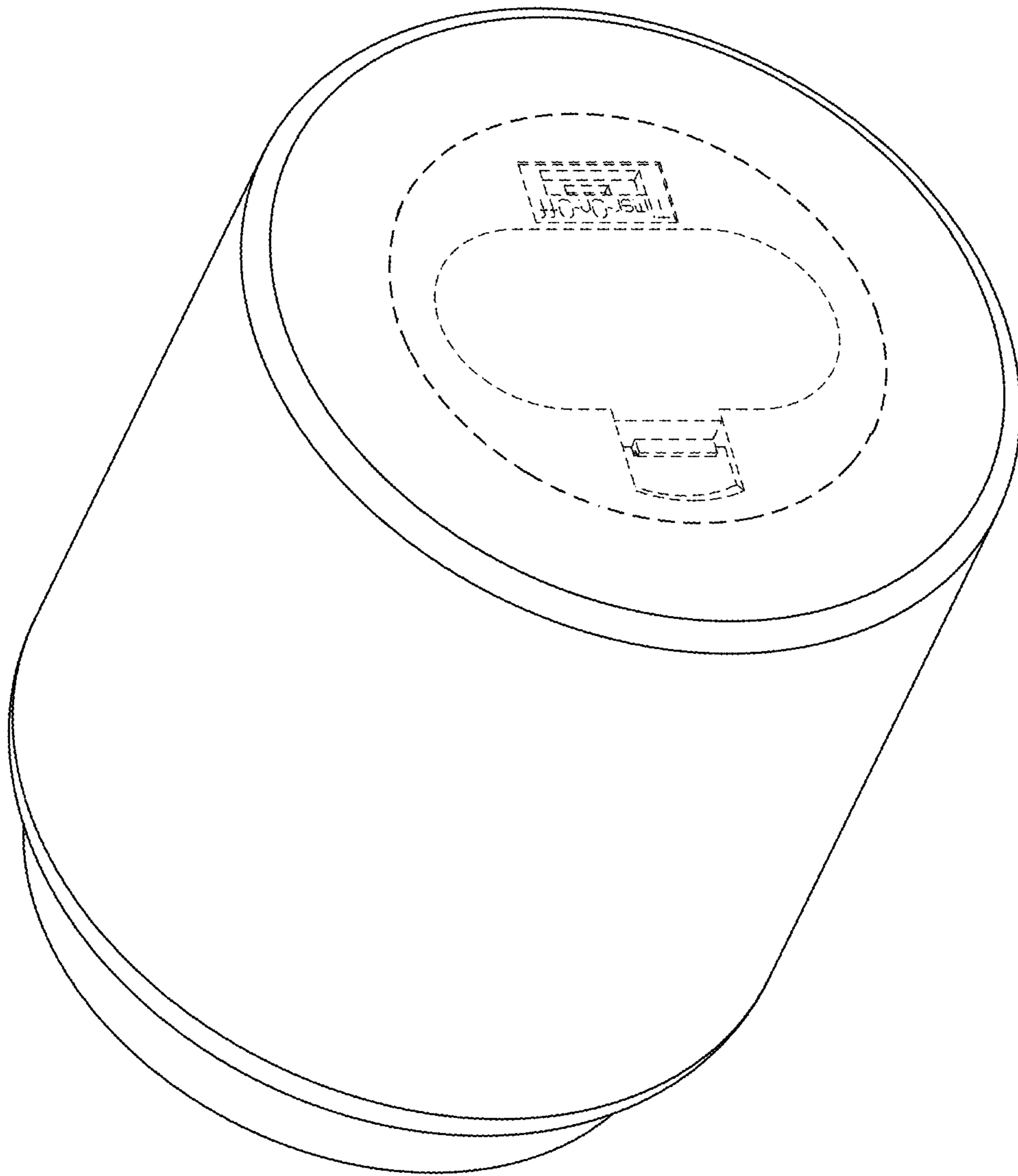


FIG. 2

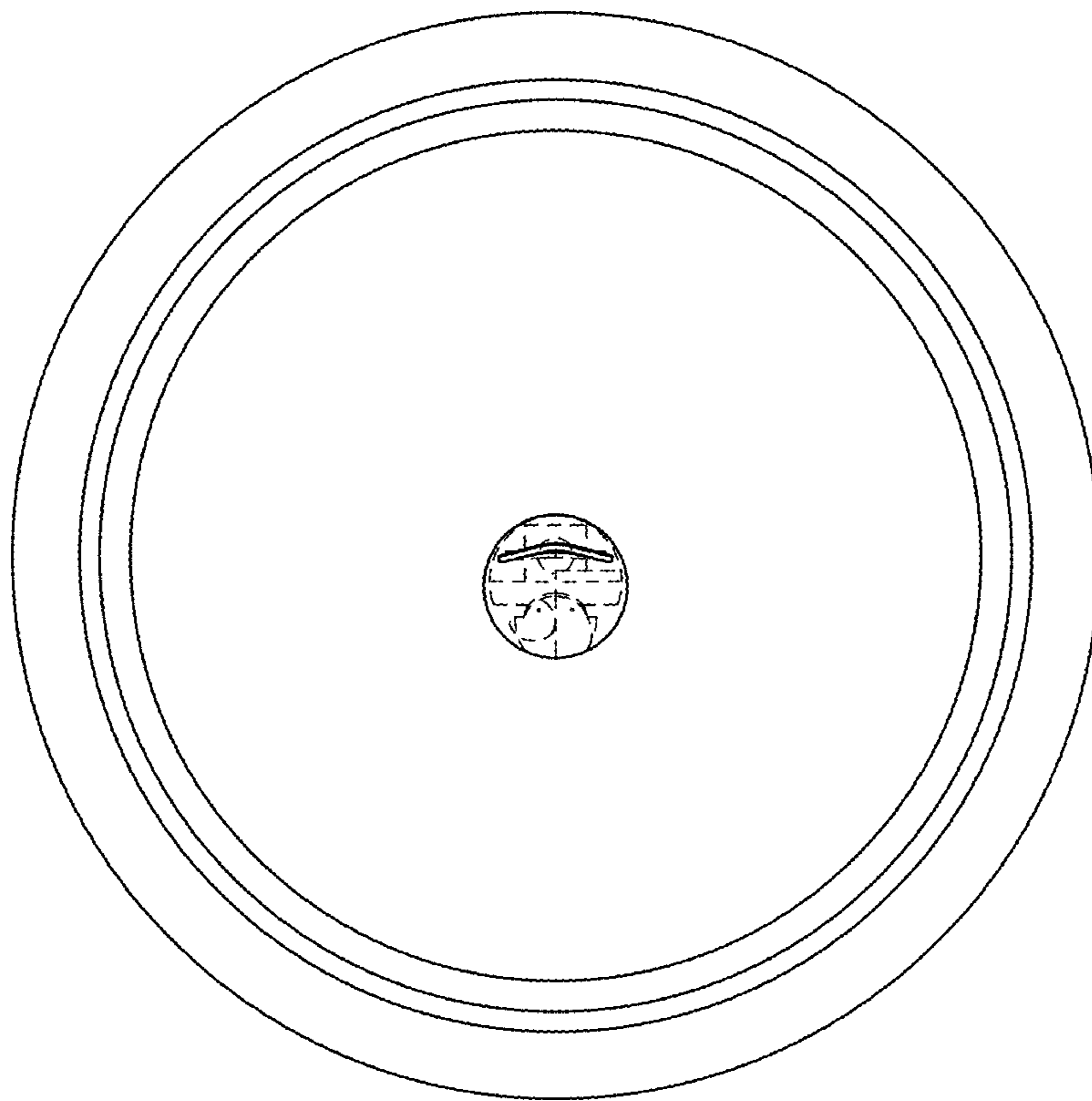


FIG. 3




FIG. 4