



US00D790740S

(12) **United States Design Patent**
Lieblein

(10) **Patent No.:** **US D790,740 S**

(45) **Date of Patent:** **** Jun. 27, 2017**

(54) **CHRISTMAS WREATH WITH WIRELESS STRAND SPEAKERS AND ADDITIONAL LIGHTING FEATURE**

(71) Applicant: **Corey Lieblein**, Port Washington, NY (US)

(72) Inventor: **Corey Lieblein**, Port Washington, NY (US)

(73) Assignee: **INNOVATIVE TECHNOLOGY ELECTRONICS, LLC**, Wilmington, DE (US)

(**) Term: **15 Years**

(21) Appl. No.: **29/559,501**

(22) Filed: **Mar. 29, 2016**

Related U.S. Application Data

(63) Continuation-in-part of application No. 14/952,677, filed on Nov. 25, 2015.

(51) **LOC (10) Cl.** **26-02**

(52) **U.S. Cl.**
USPC **D26/25**

(58) **Field of Classification Search**
USPC D14/216; D26/25, 34
CPC B60R 11/0217; G06F 1/1688; H04R 1/02; H04R 1/06; H04R 1/021; H04R 1/025; H04R 1/026; H04R 1/028; H04R 1/105; H04R 1/323; H04R 1/403; H04R 1/2803; H04R 1/2834; H04R 5/02; H04R 7/20; H04R 9/06; H04R 9/025; H04R 2201/021; H04R 2400/00; H04R 2400/07; H04R 2499/11; H04R 2499/13; H04R 2499/15; H05B 37/029

See application file for complete search history.

(56) **References Cited**

U.S. PATENT DOCUMENTS

D402,774 S *	12/1998	Segal	D26/25
D426,489 S *	6/2000	Winderl	D11/120
D437,252 S *	2/2001	Schultz	D11/120
D451,430 S *	12/2001	Tsai	D11/120
6,564,108 B1 *	5/2003	Makar	H05B 37/029 382/254
D476,755 S *	7/2003	LoVullo	D26/25
D536,803 S *	2/2007	Welhouse	D26/25
D547,887 S *	7/2007	Titmarsh	D26/25

(Continued)

Primary Examiner — Brian N Vinson

(74) *Attorney, Agent, or Firm* — White-Welker & Welker, LLC; Matthew T. Welker, Esq.

(57) **CLAIM**

The ornamental design for a Christmas wreath with wireless strand speakers and additional lighting feature, as shown and described.

DESCRIPTION

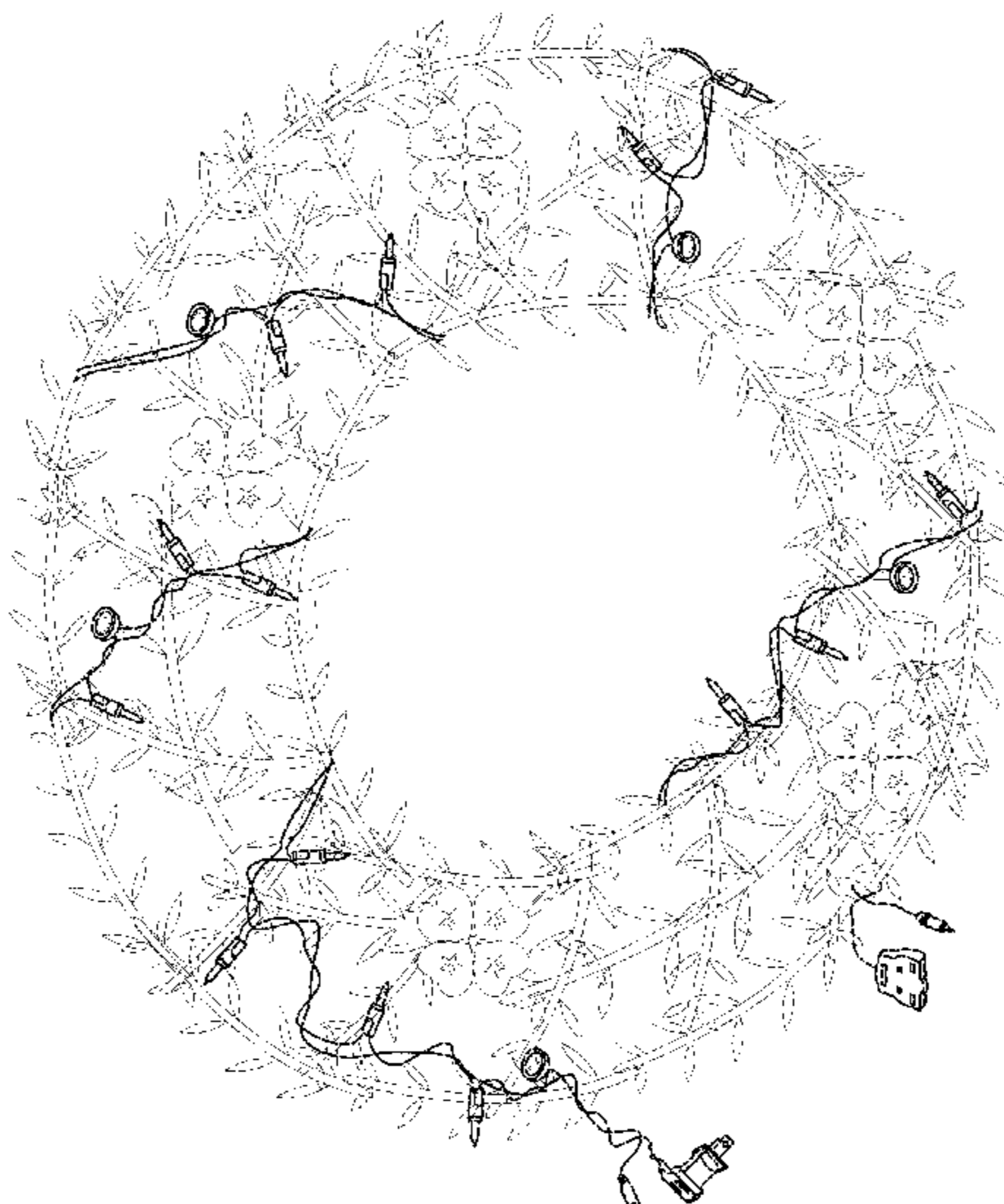
FIG. 1 is a perspective view of the Christmas wreath with wireless strand speakers and additional lighting feature shown in the design.

FIG. 2 is a front side plan view of the Christmas wreath with wireless strand speakers and additional lighting feature of the present design, the opposite side view being identical thereto.

FIG. 3 is a partial view of the of the Christmas wreath with wireless strand speakers and additional lighting feature illustrating the plug ends of the wired strand of speakers and lights of the present design.

FIG. 4 is top plan view of Christmas wreath with wireless strand speakers and additional lighting feature of the present design, the opposite side view being identical thereto; and, FIG. 5 is side plan view of Christmas wreath with wireless strand speakers and additional lighting feature of the present design, the opposite side view being identical thereto.

1 Claim, 4 Drawing Sheets



(56)

References Cited

U.S. PATENT DOCUMENTS

D726,157 S	*	4/2015	Chang	D14/216
D756,617 S	*	5/2016	Weddle	D2/951
D768,113 S	*	10/2016	Lee	D14/216
D770,415 S	*	11/2016	Pellisari	D14/216
D778,468 S	*	2/2017	van der Lande	D26/25

* cited by examiner




FIG. 1

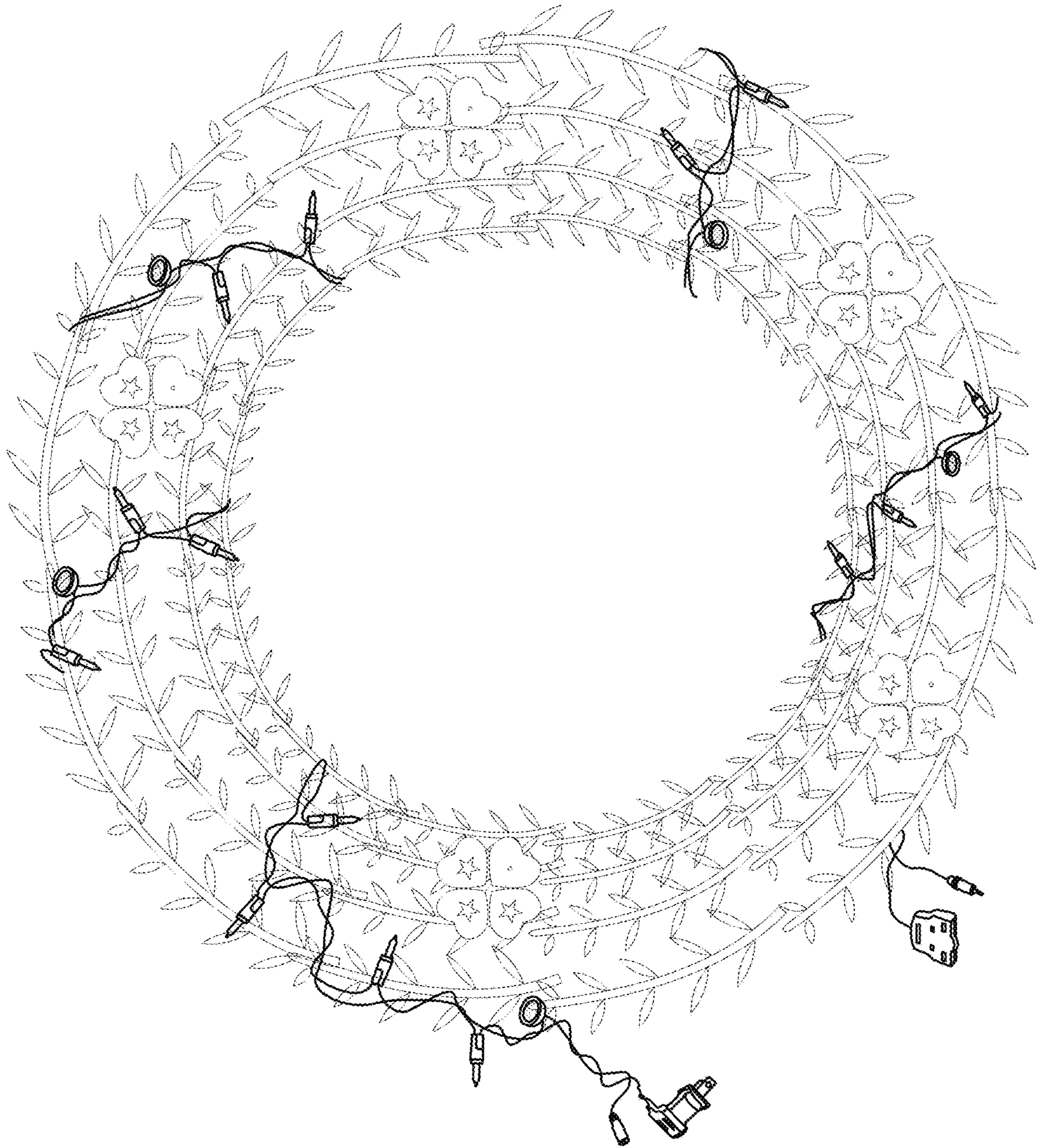


FIG. 2

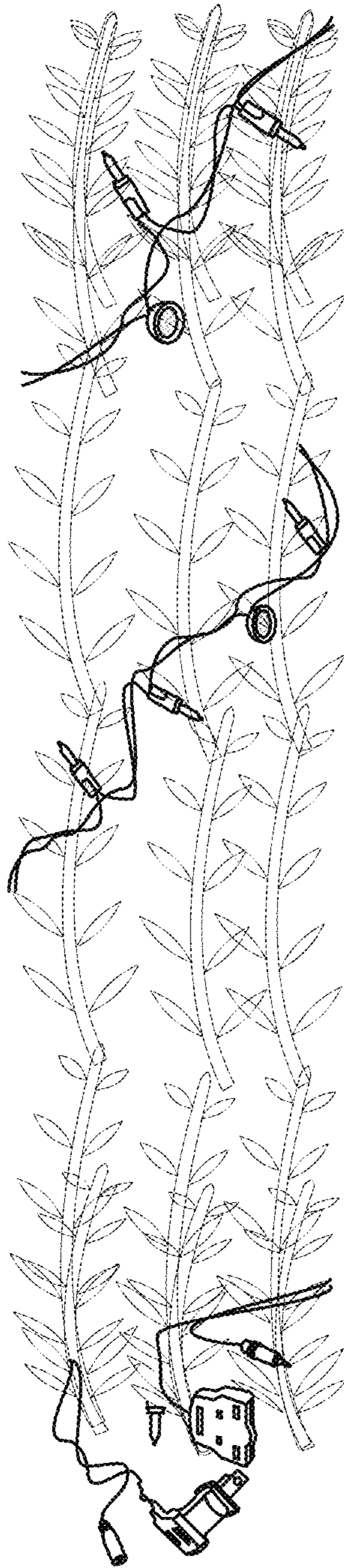


FIG. 3

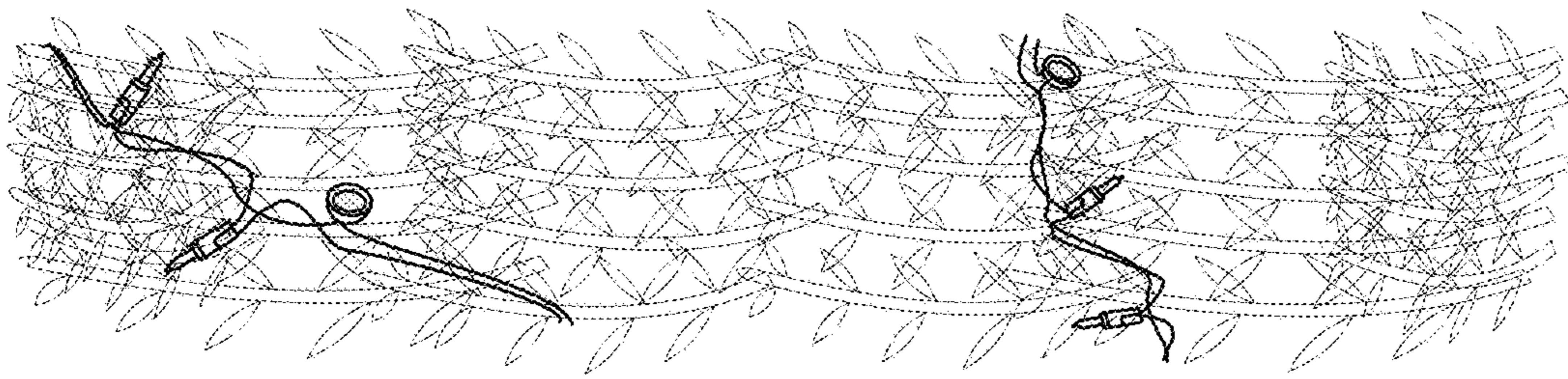


FIG. 4

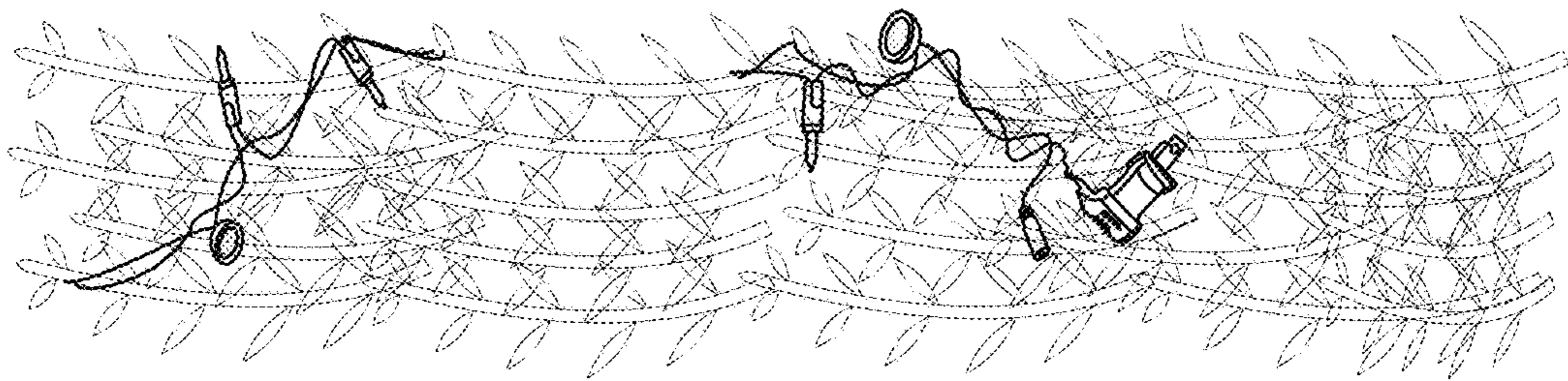


FIG. 5