



US00D790739S

(12) **United States Design Patent**
Lieblein

(10) **Patent No.:** **US D790,739 S**

(45) **Date of Patent:** **** Jun. 27, 2017**

(54) **CHRISTMAS GARLAND WITH WIRELESS STRAND SPEAKERS AND ADDITIONAL LIGHTING FEATURE**

H04R 2499/11; H04R 2499/13; H04R 2499/15; H05B 37/029

See application file for complete search history.

(71) Applicant: **Corey Lieblein**, Port Washington, NY (US)

(72) Inventor: **Corey Lieblein**, Port Washington, NY (US)

(73) Assignee: **INNOVATIVE TECHNOLOGY ELECTRONICS, LLC**, Wilmington, DE (US)

(**) Term: **15 Years**

(21) Appl. No.: **29/559,496**

(22) Filed: **Mar. 29, 2016**

Related U.S. Application Data

(63) Continuation-in-part of application No. 14/952,677, filed on Nov. 25, 2015.

(51) **LOC (10) Cl.** **26-02**

(52) **U.S. Cl.**
USPC **D26/25**

(58) **Field of Classification Search**

USPC D14/216; D26/25, 34
CPC B60R 11/0217; G06F 1/1688; H04R 1/02; H04R 1/06; H04R 1/021; H04R 1/025; H04R 1/026; H04R 1/028; H04R 1/105; H04R 1/323; H04R 1/403; H04R 1/2803; H04R 1/2834; H04R 5/02; H04R 7/20; H04R 9/06; H04R 9/025; H04R 2201/021; H04R 2400/00; H04R 2201/07;

(56) **References Cited**

U.S. PATENT DOCUMENTS

D402,774 S * 12/1998 Segal D26/25
D426,489 S * 6/2000 Winderl D26/25
6,564,108 B1 * 5/2003 Makar H05B 37/029
382/254
D476,755 S * 7/2003 LoVullo D26/25

(Continued)

Primary Examiner — Brian N Vinson

(74) *Attorney, Agent, or Firm* — White-Welker & Welker, LLC; Matthew T. Welker, Esq.

(57) **CLAIM**

The ornamental design for a Christmas garland with wireless strand speakers and additional lighting feature, as shown and described.

DESCRIPTION

FIG. 1 is a perspective view of the of the Christmas garland with wireless strand speakers and additional lighting feature illustrating the plug ends of the wired strand of speakers and lights of the present design.

FIG. 2 is a front side plan view of the Christmas garland with wireless strand speakers and additional lighting feature of the present design.

FIG. 3 is a back side plan view of the Christmas garland with wireless strand speakers and additional lighting feature of the present design.

FIG. 4 is a topside plan view of the Christmas garland with wireless strand speakers and additional lighting feature of the present design.

FIG. 5 is a topside plan view of the Christmas garland with wireless strand speakers and additional lighting feature of the present design.

(Continued)

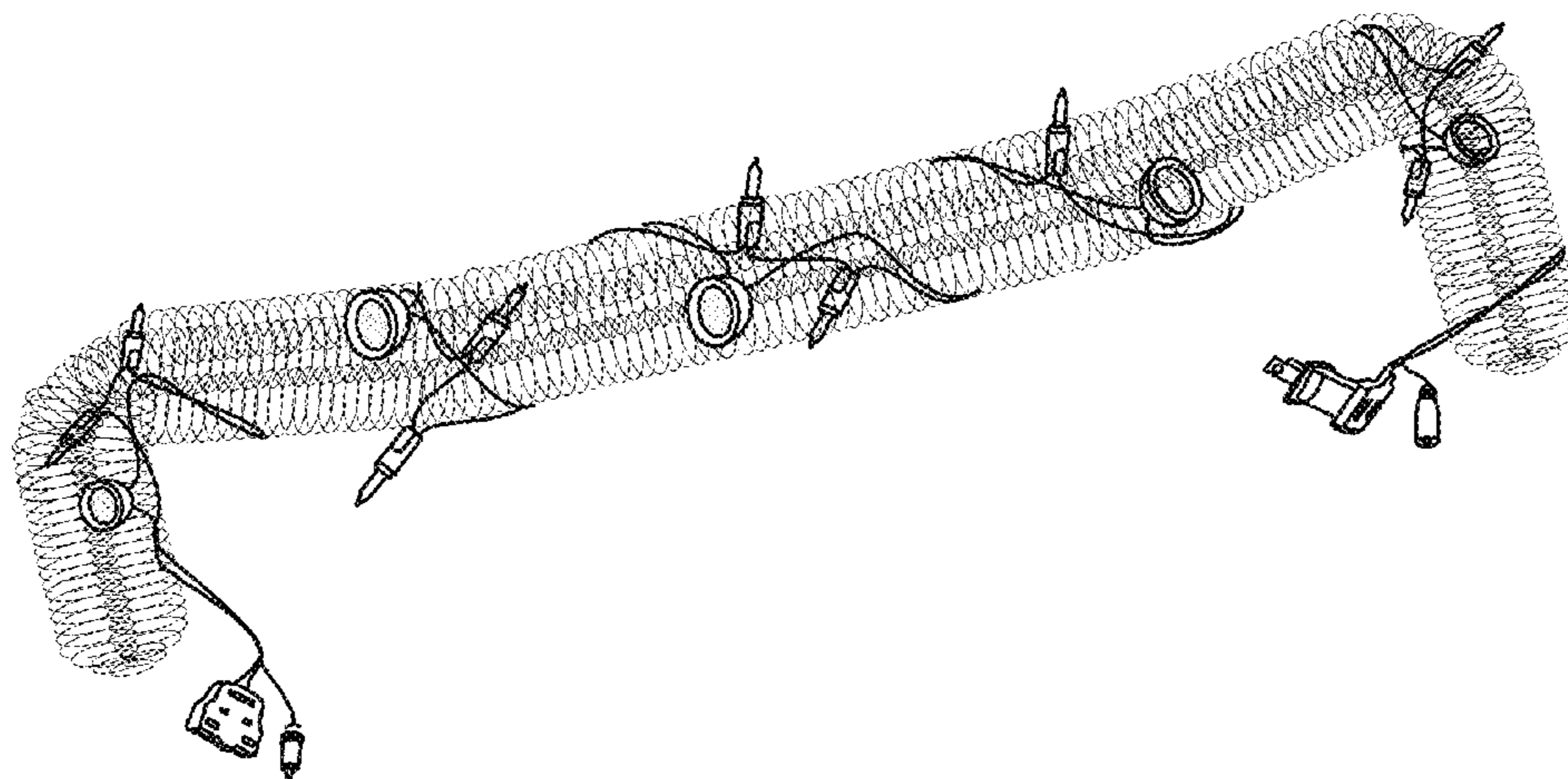


FIG. 6 is an end plan view of Christmas garland with wireless strand speakers and additional lighting feature of the present design illustrating a first end and strand plugs; and,

FIG. 7 is an end plan view of Christmas garland with wireless strand speakers and additional lighting feature of the present design illustrating a first end and strand plugs.

1 Claim, 4 Drawing Sheets

(56)

References Cited

U.S. PATENT DOCUMENTS

D536,803 S *	2/2007	Welhouse	D26/25
D547,887 S *	7/2007	Titmarsh	D26/25
D726,157 S *	4/2015	Chang	D14/216
D756,617 S *	5/2016	Weddle	D2/951
D768,113 S *	10/2016	Lee	D14/216
D770,415 S *	11/2016	Pellisari	D14/216
D778,468 S *	2/2017	van der Lande	D26/25

* cited by examiner

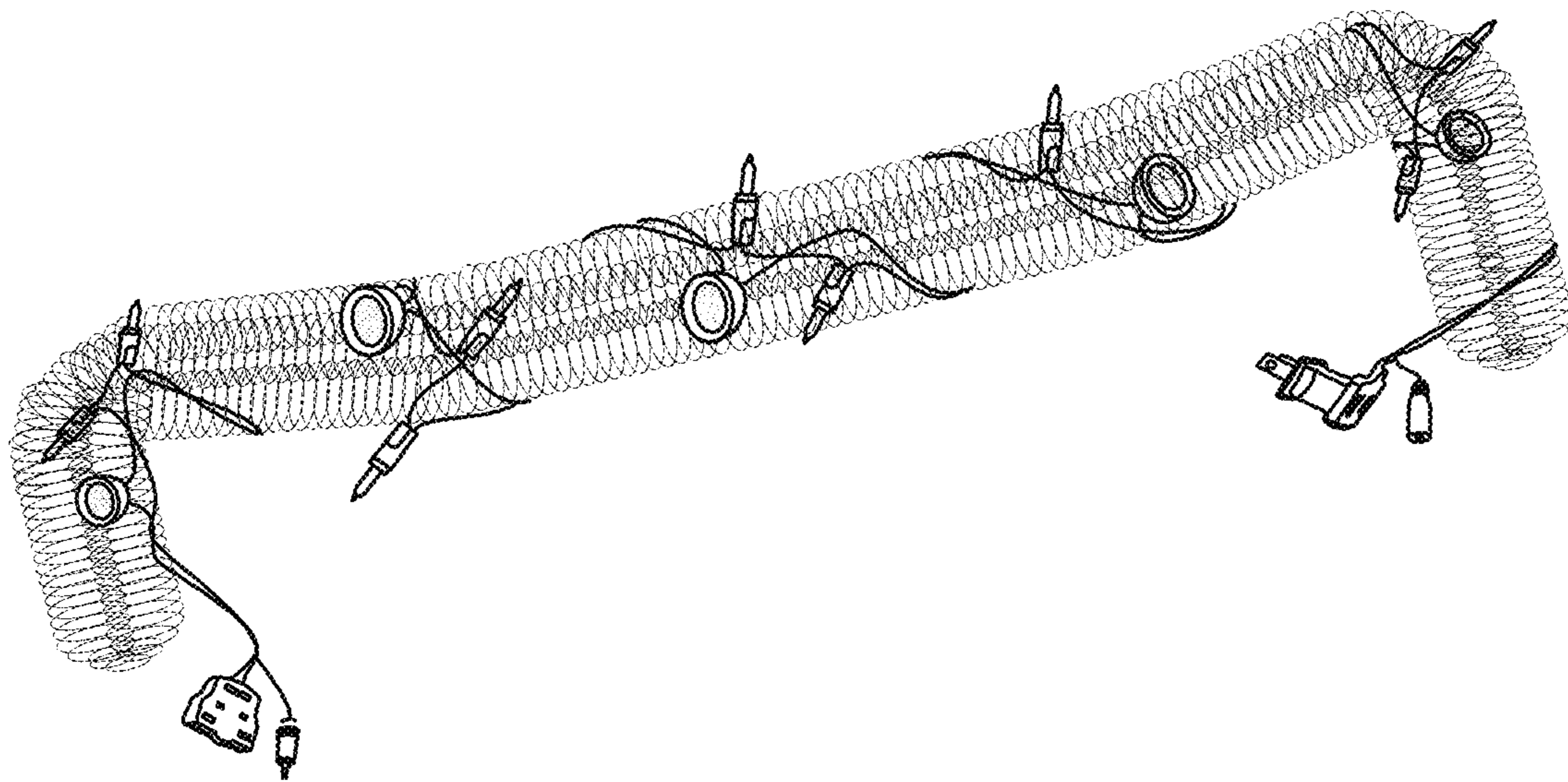


FIG. 1

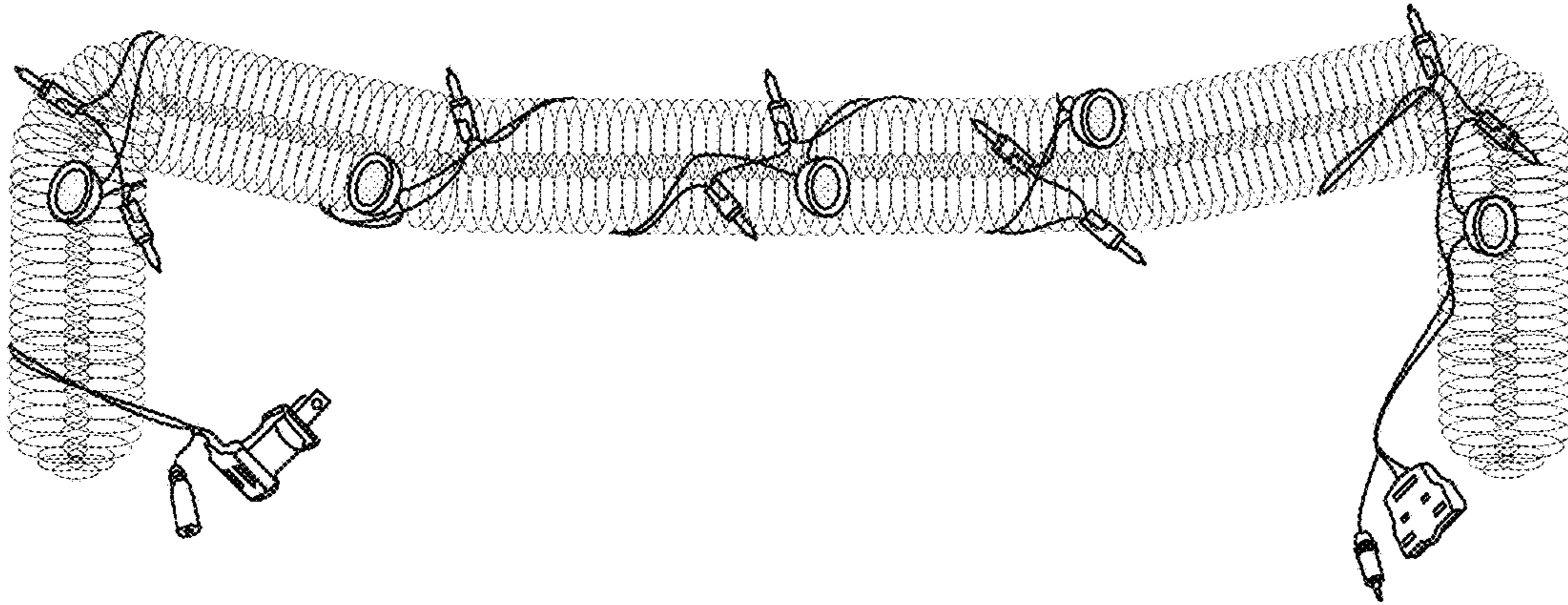


FIG. 2

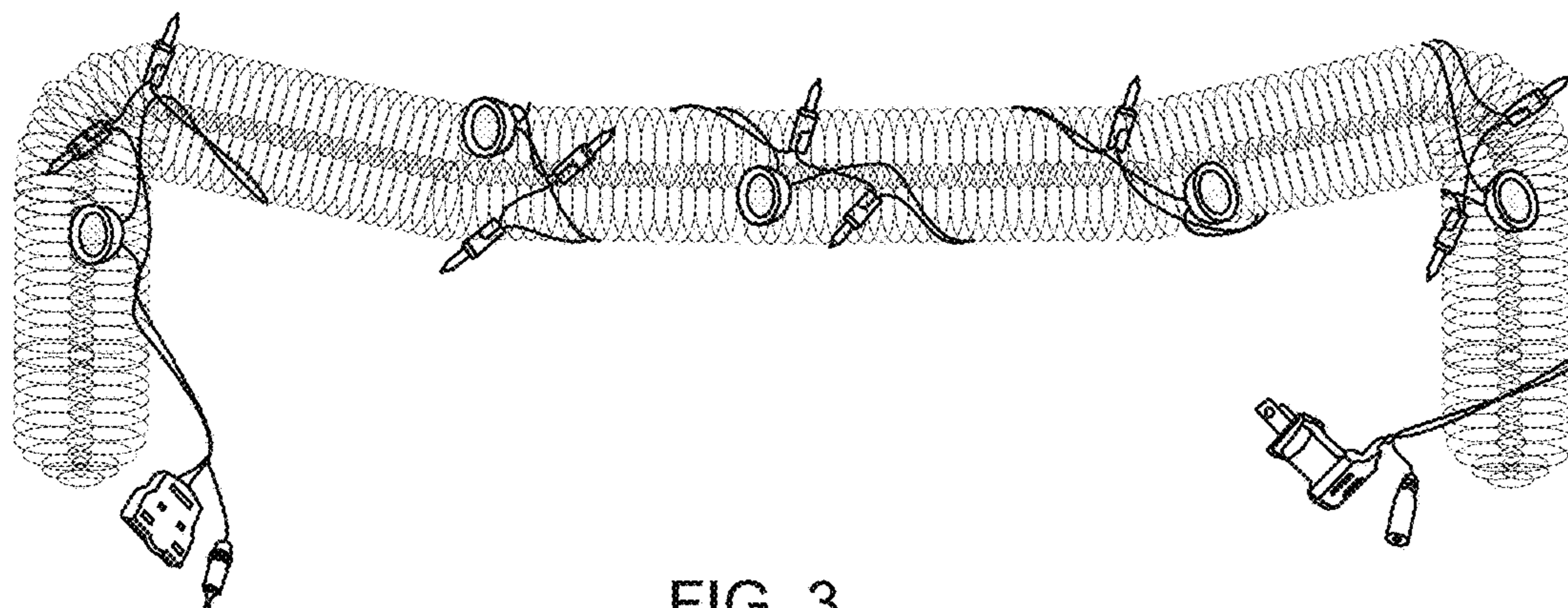


FIG. 3




FIG. 4




FIG. 5

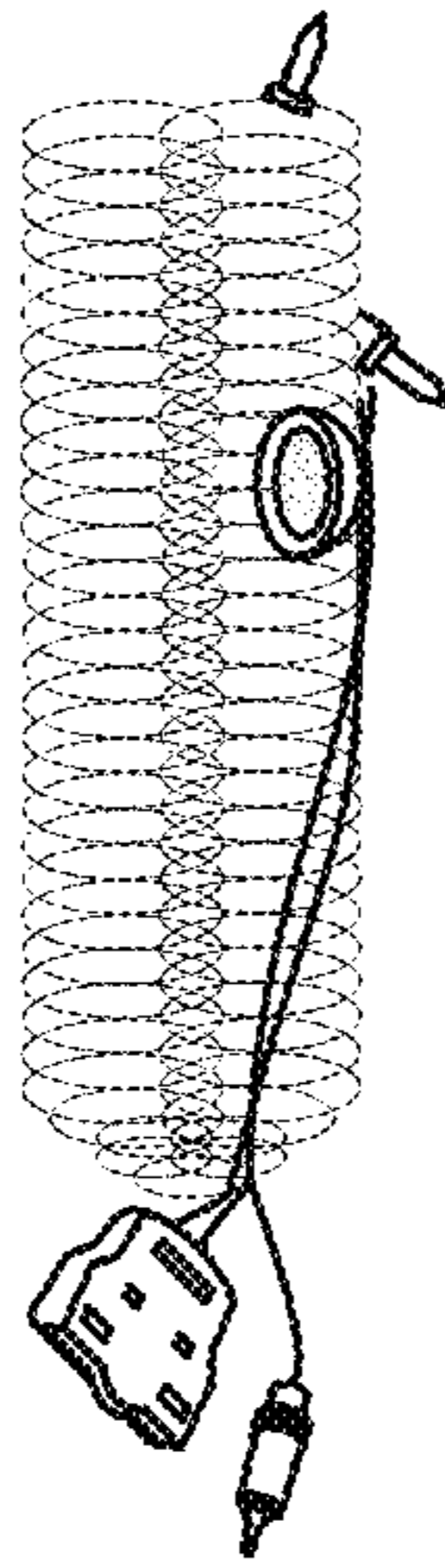


FIG. 6

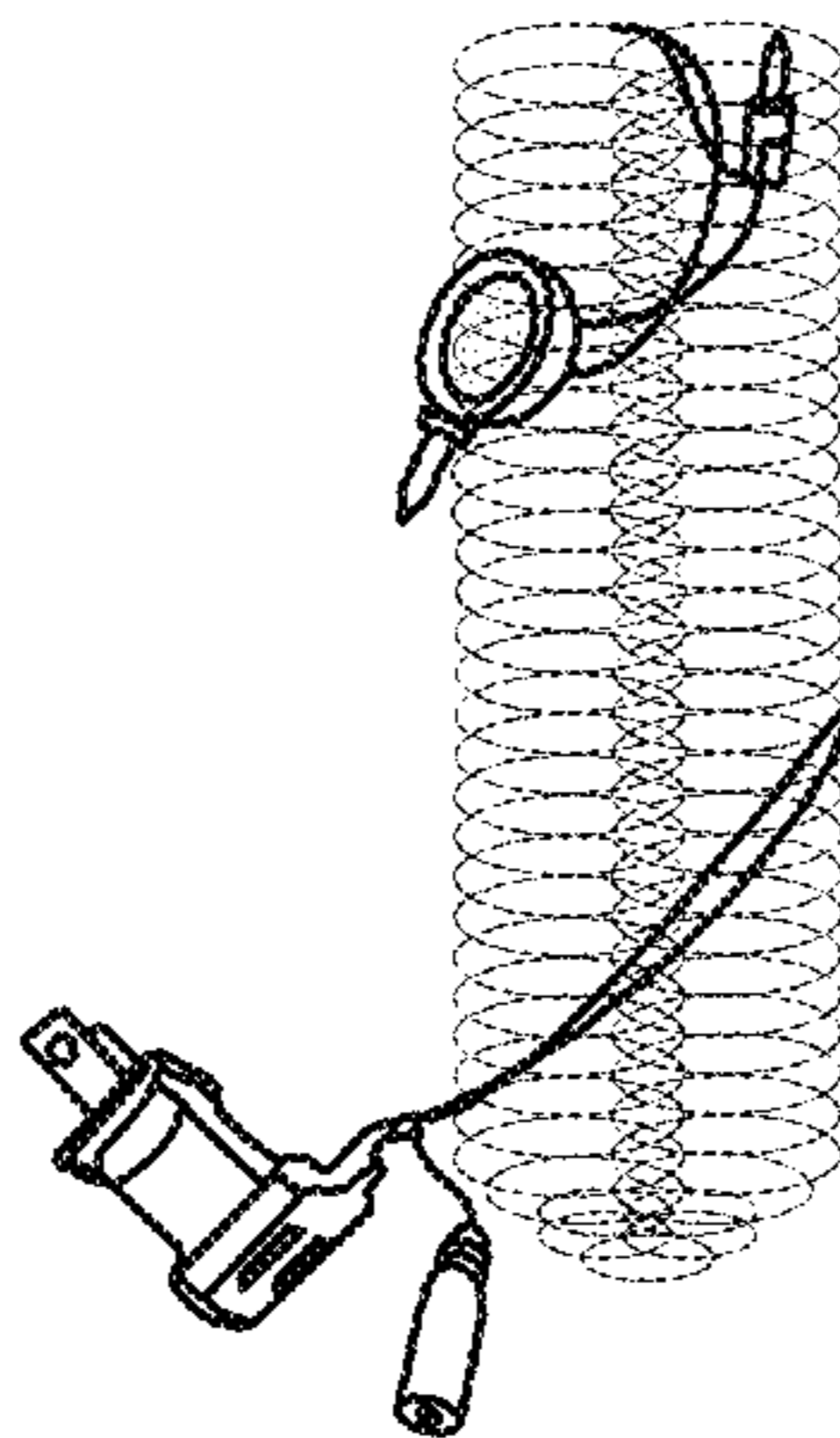


FIG. 7