



US00D790714S

(12) **United States Design Patent**
Addison

(10) **Patent No.:** **US D790,714 S**

(45) **Date of Patent:** **** Jun. 27, 2017**

(54) **MEDICAL DRESSING SUPPORT FRAME WITH TAB**

(71) Applicant: **KCI USA, INC.**, San Antonio, TX (US)

(72) Inventor: **Deborah Addison**, Lancaster (GB)

(73) Assignee: **KCI USA, INC.**, San Antonio, TX (US)

(**) Term: **15 Years**

(21) Appl. No.: **29/554,633**

(22) Filed: **Feb. 12, 2016**

(51) **LOC (10) Cl.** **24-04**

(52) **U.S. Cl.**
USPC **D24/189**

(58) **Field of Classification Search**
USPC D24/189-192
CPC A61F 13/023; A61F 13/0203; A61F 13/0226; A61F 13/00068; A61F 2013/00817; A61F 2013/00748; A61F 2013/00868; A61F 13/0259; A61F 2013/00174; A61F 13/0216; A61F 13/022
See application file for complete search history.

(56) **References Cited**

U.S. PATENT DOCUMENTS

| | | | | | | |
|-----------|------|--------|---------|-------|--------------|---------|
| 4,341,208 | A * | 7/1982 | Gordon | | A61B 10/0035 | 424/449 |
| D430,674 | S * | 9/2000 | Dunshee | | D24/189 | |
| 7,888,546 | B2 * | 2/2011 | Marcoux | | A61F 13/0203 | 128/888 |
| 8,372,051 | B2 * | 2/2013 | Scholz | | A61M 1/0088 | 602/41 |

| | | | | | | |
|--------------|------|---------|---------------|-------|---------------|----------|
| D679,402 | S * | 4/2013 | Conrad-Vlasak | | D24/189 | |
| D695,901 | S * | 12/2013 | Heinecke | | D24/189 | |
| 9,295,749 | B2 * | 3/2016 | Addison | | A61L 15/26 | |
| D755,980 | S * | 5/2016 | Jakobsen | | D24/189 | |
| 2006/0003133 | A1 * | 1/2006 | Johnson | | A61F 13/023 | 428/40.1 |
| 2009/0209840 | A1 * | 8/2009 | Axelgaard | | A61N 1/0452 | 600/391 |
| 2012/0238932 | A1 * | 9/2012 | Atteia | | A61F 13/0276 | 602/52 |
| 2014/0358058 | A1 * | 12/2014 | Nelson | | A61F 13/00063 | 602/48 |

* cited by examiner

Primary Examiner — George D Kirschbaum

Assistant Examiner — Jennifer Watkins

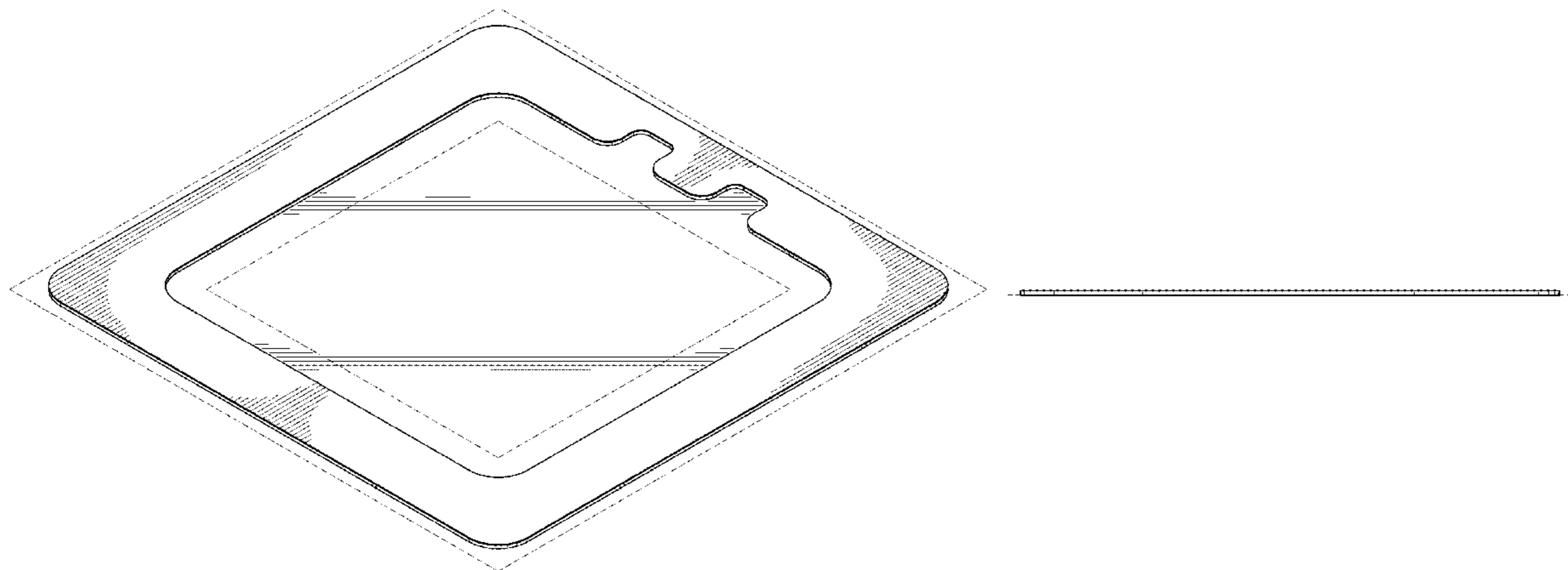
(57) **CLAIM**

The ornamental design for a medical dressing support frame with tab, as shown and described.

DESCRIPTION

FIG. 1 is a top, perspective view of an illustrative embodiment of a medical dressing support frame with tab according to this specification;
FIG. 2 is a top view thereof;
FIG. 3 is a bottom view thereof;
FIG. 4 is a left side view thereof;
FIG. 5 is a right side view thereof;
FIG. 6 is a front view thereof; and,
FIG. 7 is rear view thereof.
The broken lines in the drawings are included for the purpose of illustrating environmental structure and form no part of the claim.

1 Claim, 4 Drawing Sheets



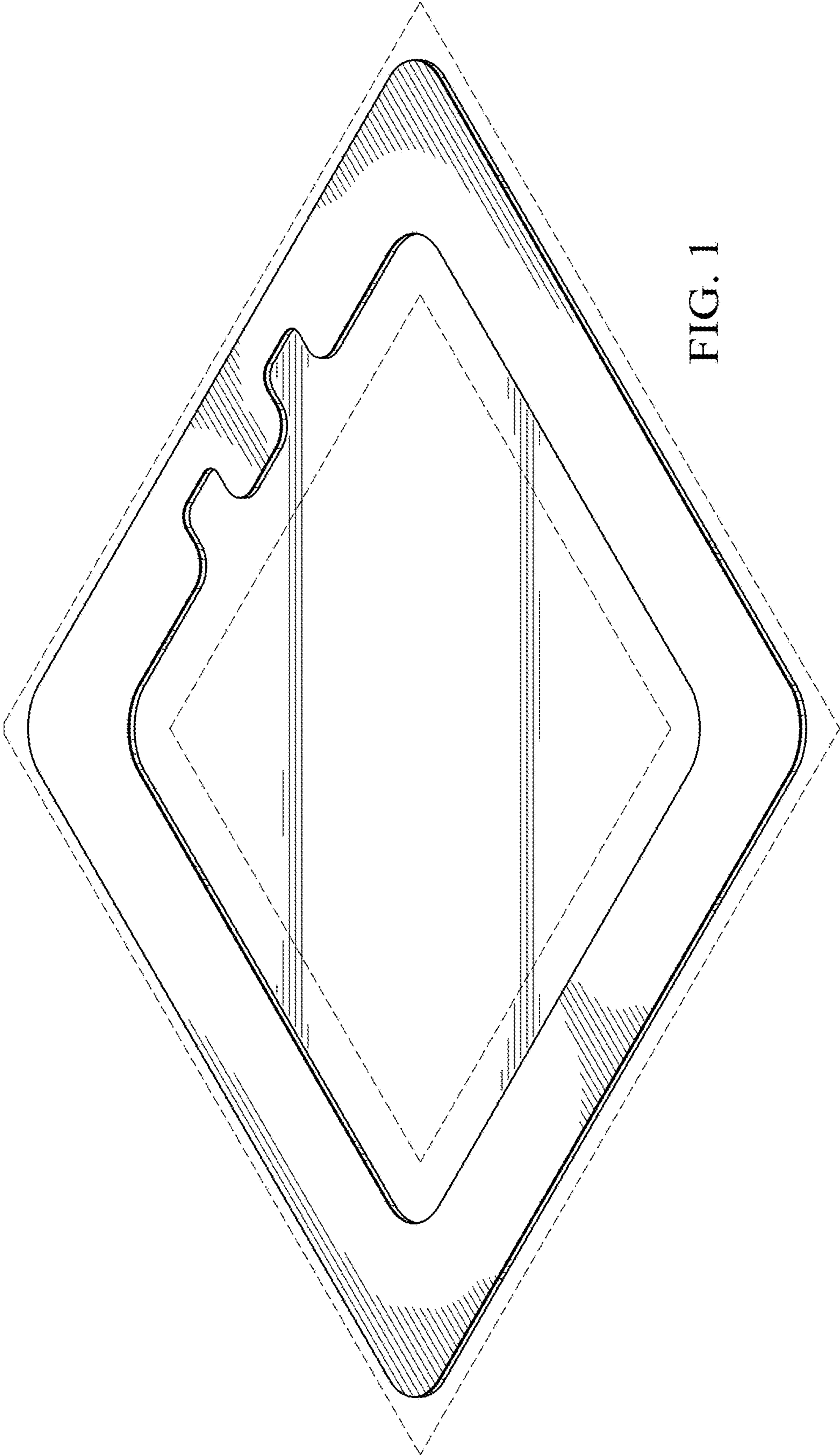


FIG. 1

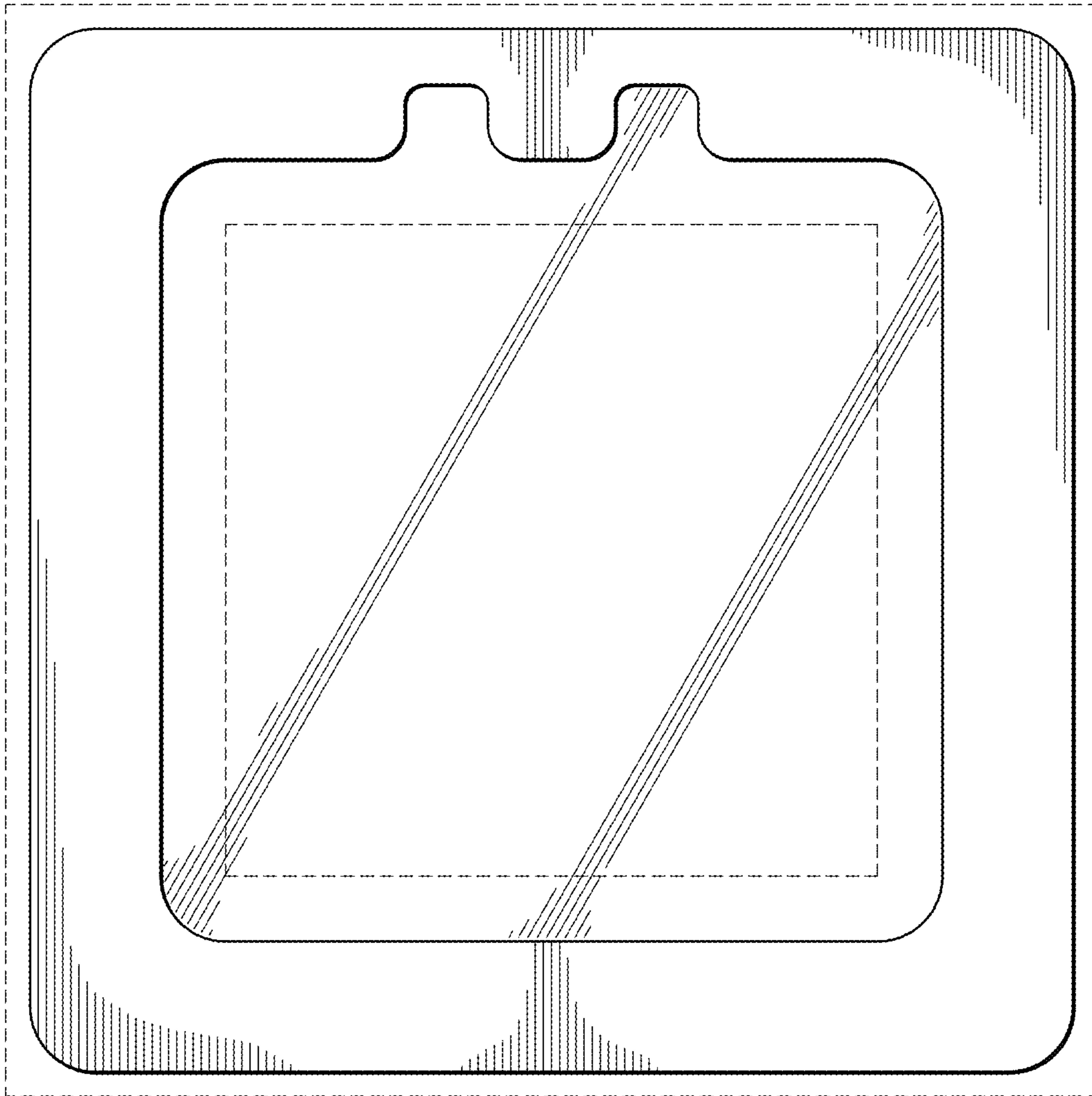


FIG. 2



FIG. 3

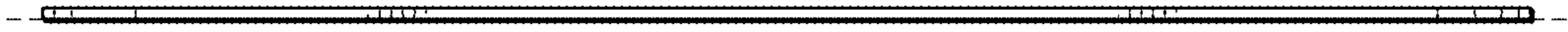


FIG. 4

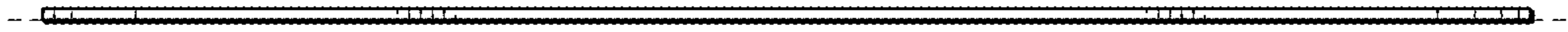


FIG. 5




FIG. 6



FIG. 7