



US00D790695S

(12) **United States Design Patent**
Ierulli

(10) **Patent No.:** **US D790,695 S**
(45) **Date of Patent:** **** Jun. 27, 2017**

- (54) **NASAL DILATOR**
- (71) Applicant: **Joseph V. Ierulli**, Portland, OR (US)
- (72) Inventor: **Joseph V. Ierulli**, Portland, OR (US)
- (73) Assignee: **Corbett Lair Inc.**, Bradenton, FL (US)
- (**) Term: **15 Years**
- (21) Appl. No.: **29/562,659**
- (22) Filed: **Apr. 27, 2016**

5,769,089 A	6/1998	Hand et al.
5,890,486 A	4/1999	Mitra et al.
5,931,854 A	8/1999	Dillon
5,957,126 A	9/1999	Neeser
6,006,746 A	12/1999	Karell
6,029,658 A	2/2000	De Voss
6,058,931 A	5/2000	Muchin
6,065,470 A	5/2000	Van Cromvoirt et al.
D430,295 S *	8/2000	Ierulli D24/135
6,098,616 A	8/2000	Lundy et al.
D432,652 S *	10/2000	Ierulli D24/135
D434,524 S *	11/2000	Kalafsky D24/189

(Continued)

Related U.S. Application Data

- (62) Division of application No. 29/514,995, filed on Jan. 19, 2015, now Pat. No. Des. 758,575, which is a division of application No. 29/455,902, filed on May 24, 2013, now Pat. No. Des. 725,772.
- (51) **LOC (10) Cl.** **24-02**
- (52) **U.S. Cl.**
USPC **D24/135**
- (58) **Field of Classification Search**
USPC D24/133, 135, 136, 189
CPC A61F 5/08; A61B 17/0057; A61B 1/233;
A61M 29/00; A61M 29/02
See application file for complete search history.

(56) **References Cited**

U.S. PATENT DOCUMENTS

5,476,091 A	12/1995	Johnson
5,479,944 A	1/1996	Petruson
5,533,499 A	7/1996	Johnson
5,533,503 A	7/1996	Doubek et al.
5,546,929 A	8/1996	Muchin
5,549,103 A	8/1996	Johnson
RE35,408 E	12/1996	Petruson
5,611,333 A	3/1997	Johnson
5,653,224 A	8/1997	Johnson
5,706,800 A	1/1998	Cronk et al.
5,718,224 A	2/1998	Muchin

FOREIGN PATENT DOCUMENTS

EP	855175 A1	7/1998
ES	289561	10/1985

Primary Examiner — Bridget L Eland

Assistant Examiner — Lauren McVey

(74) *Attorney, Agent, or Firm* — Mersenne Law

(57) **CLAIM**

The ornamental design for a nasal dilator, as shown and described.

DESCRIPTION

FIG. 1 is a top plan view of a first embodiment of a nasal dilator showing our new design;

FIG. 2 is a perspective view thereof, showing the dilator in an in use state;

FIG. 3 is a three-quarter perspective view thereof;

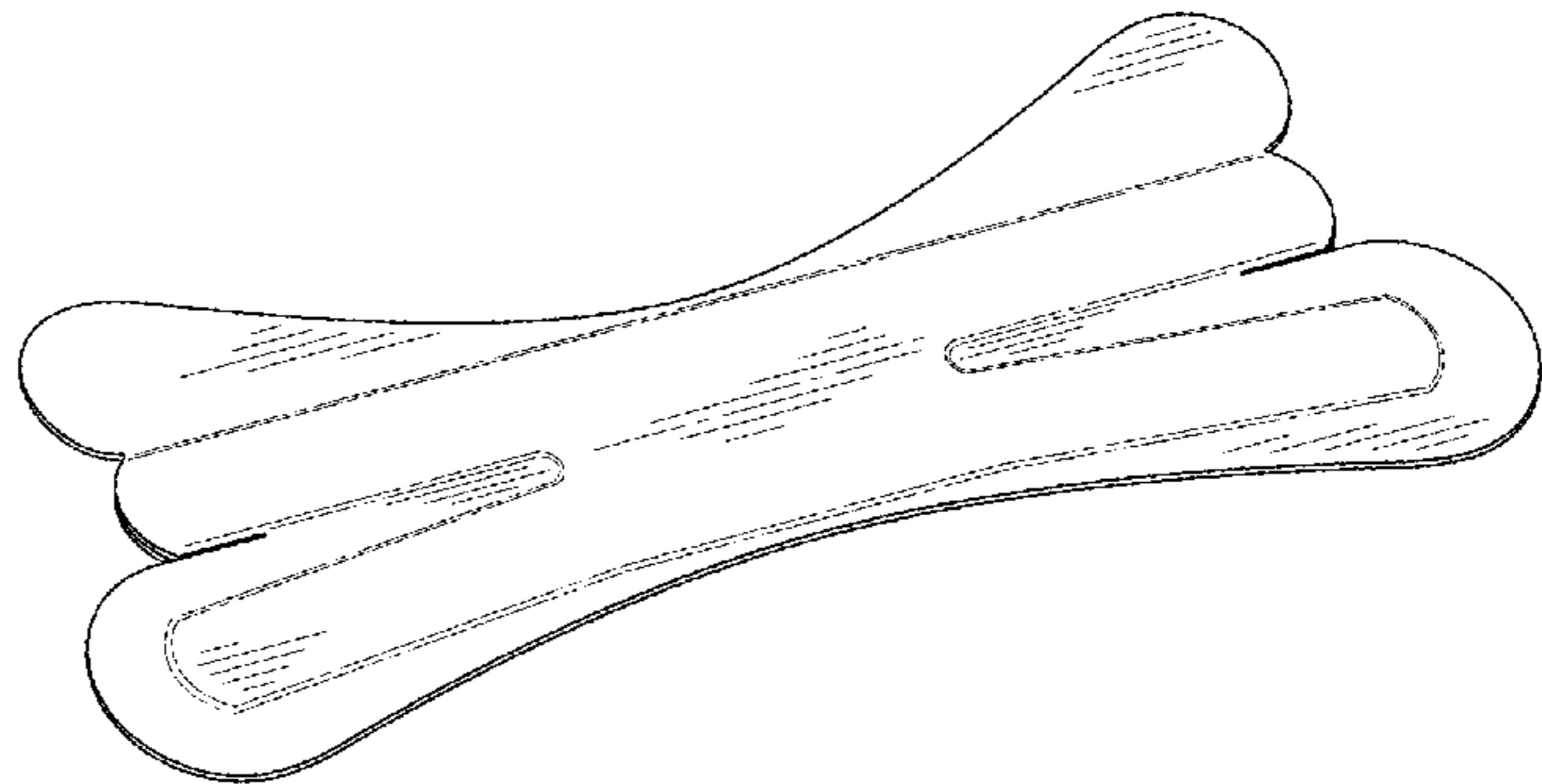
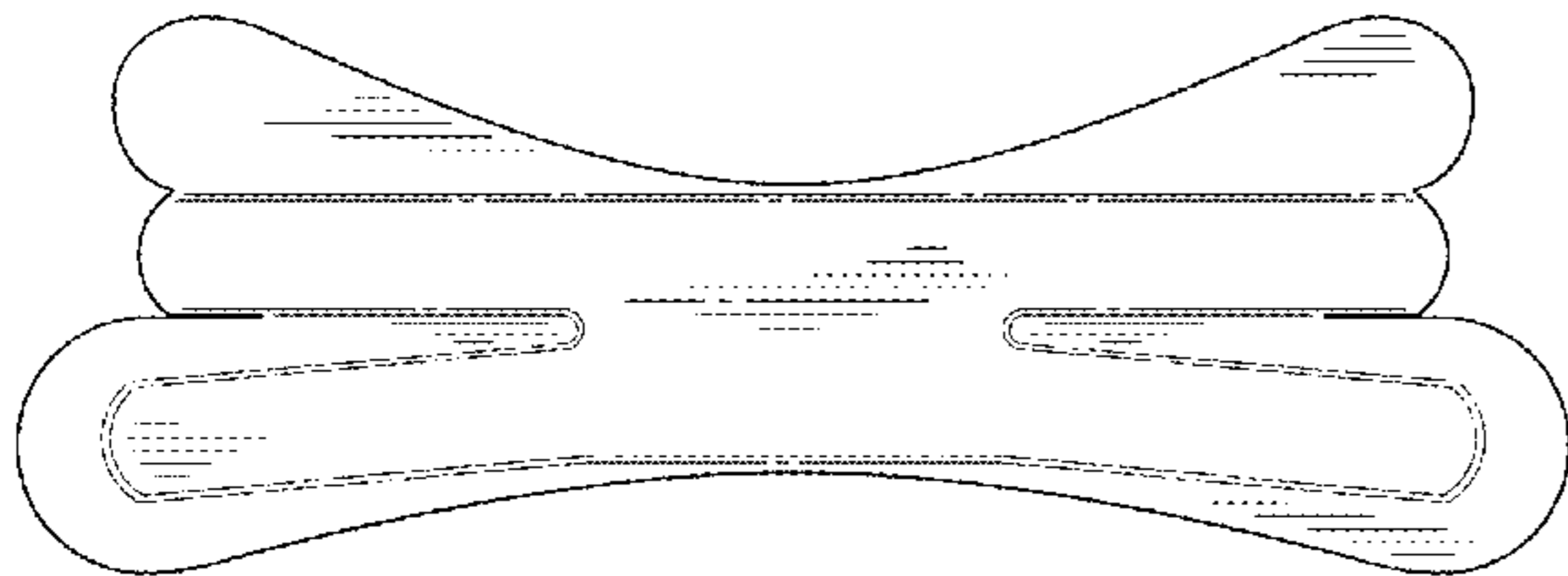
FIG. 4 is a top plan view of a second embodiment of a nasal dilator showing our new design;

FIG. 5 is a perspective view thereof, showing the dilator in an in use state; and,

FIG. 6 is a three-quarter perspective view thereof.

The broken line showing of human facial features is directed to environment and for illustrative purposes only; the broken lines form no part of the claimed design.

1 Claim, 2 Drawing Sheets



(56)

References Cited

U.S. PATENT DOCUMENTS

6,196,228 B1 3/2001 Kreitzer et al.
 6,244,265 B1 6/2001 Cronk et al.
 6,274,786 B1* 8/2001 Heller A61F 13/148
 128/888
 6,276,360 B1 8/2001 Cronk et al.
 6,318,362 B1 11/2001 Johnson
 6,357,436 B1 3/2002 Kreitzer et al.
 6,375,667 B1 4/2002 Ruch
 6,453,901 B1 9/2002 Ierulli
 6,470,883 B1 10/2002 Beaudry
 6,550,474 B1 4/2003 Anderson et al.
 6,676,681 B1* 1/2004 Blach A61D 7/04
 128/200.24
 6,694,970 B2 2/2004 Spinelli et al.
 6,769,428 B2 8/2004 Cronk et al.
 6,769,429 B1 8/2004 Benetti
 7,067,710 B1 6/2006 Beaudry
 7,114,495 B2 10/2006 Lockwood, Jr.
 D637,725 S* 5/2011 Seminaroti D24/189
 D639,762 S 6/2011 Brogden et al.
 D644,324 S 8/2011 Brunner et al.
 D644,325 S 8/2011 Brunner et al.
 8,047,201 B2 11/2011 Guyuron et al.
 8,062,329 B2 11/2011 Ierulli
 D651,710 S 1/2012 Brogden et al.
 8,115,049 B2 2/2012 Beaudry
 D659,245 S 5/2012 Ierulli
 8,188,330 B2 5/2012 Beaudry
 D662,203 S 6/2012 Smith
 D663,432 S* 7/2012 Nichols D24/189
 D667,543 S 9/2012 Ierulli
 D671,643 S 11/2012 Ierulli
 D672,461 S 12/2012 Brogden et al.
 D672,872 S 12/2012 Brunner et al.
 D673,270 S 12/2012 Brunner et al.
 8,342,173 B2 1/2013 Lockwood, Jr.
 D683,035 S* 5/2013 Dunshee D24/189
 8,444,670 B2 5/2013 Ierulli
 8,584,671 B2 11/2013 Ierulli
 D696,400 S* 12/2013 Brogden D24/135
 8,616,198 B2 12/2013 Guyuron et al.
 8,617,199 B2 12/2013 Eull et al.
 8,641,852 B2 2/2014 Ierulli
 D707,814 S 6/2014 Ierulli
 D707,815 S 6/2014 Ierulli
 8,834,511 B2 9/2014 Holmes et al.
 8,834,512 B1 9/2014 Brown et al.
 8,834,514 B2 9/2014 Smith
 8,858,587 B2 10/2014 Ierulli
 D720,849 S* 1/2015 Kyvik D24/128
 D722,161 S 2/2015 Reyers
 D722,162 S 2/2015 Reyers
 D725,772 S 3/2015 Ierulli

D725,773 S 3/2015 Ierulli
 9,095,422 B2 8/2015 Gray
 D738,496 S 9/2015 Peck
 D739,015 S 9/2015 Martin
 9,119,620 B2 9/2015 Peterson et al.
 D741,997 S 10/2015 Ierulli
 D741,998 S 10/2015 Martin
 D743,544 S 11/2015 Ierulli
 D743,545 S 11/2015 Ierulli
 D743,565 S 11/2015 Engel et al.
 D745,147 S 12/2015 Ierulli
 9,204,988 B1 12/2015 Fischell
 D746,982 S 1/2016 Ierulli
 D747,478 S 1/2016 Brunner et al.
 D753,294 S 4/2016 Guyuron et al.
 D758,575 S* 6/2016 Ierulli D24/135
 D758,576 S* 6/2016 Ierulli D24/135
 2008/0058858 A1 3/2008 Smith
 2008/0097517 A1 4/2008 Holmes et al.
 2009/0125052 A1 5/2009 Pinna et al.
 2009/0234383 A1 9/2009 Ierulli
 2010/0016771 A1* 1/2010 Arbesman A61F 5/0106
 602/5
 2010/0210988 A1 8/2010 Dallison
 2010/0298861 A1 11/2010 Fenton
 2011/0000483 A1 1/2011 Matthias et al.
 2011/0054517 A1 3/2011 Holmes et al.
 2011/0166594 A1 7/2011 Eull
 2011/0224717 A1 9/2011 Lockwood
 2012/0004683 A1 1/2012 Gray
 2012/0022582 A1 1/2012 Guyuron
 2012/0067345 A1 3/2012 Shilon
 2012/0172923 A1 7/2012 Fenton
 2012/0209313 A1 8/2012 Ierulli
 2012/0232455 A1 9/2012 Beaudry
 2013/0104882 A1 5/2013 Ierulli
 2013/0118488 A1 5/2013 Ledogar
 2014/0148844 A1 5/2014 Ierulli
 2014/0194922 A1 7/2014 Ierulli
 2014/0296904 A1 10/2014 Andre
 2014/0350596 A1 11/2014 Smith
 2015/0005812 A1 1/2015 Holmes
 2015/0012035 A1 1/2015 Ierulli
 2015/0051636 A1 2/2015 Lockwood
 2015/0090398 A1 4/2015 Ierulli
 2015/0090399 A1 4/2015 Ierulli
 2015/0094757 A1 4/2015 Ierulli
 2015/0094758 A1 4/2015 Ierulli
 2015/0216709 A1 8/2015 Peck
 2015/0230966 A1 8/2015 Ierulli
 2015/0250637 A1 9/2015 Ierulli
 2015/0290021 A1 10/2015 Gray
 2015/0359654 A1 12/2015 Bentivegna et al.
 2016/0008161 A1 1/2016 Ierulli et al.

* cited by examiner

FIG. 1

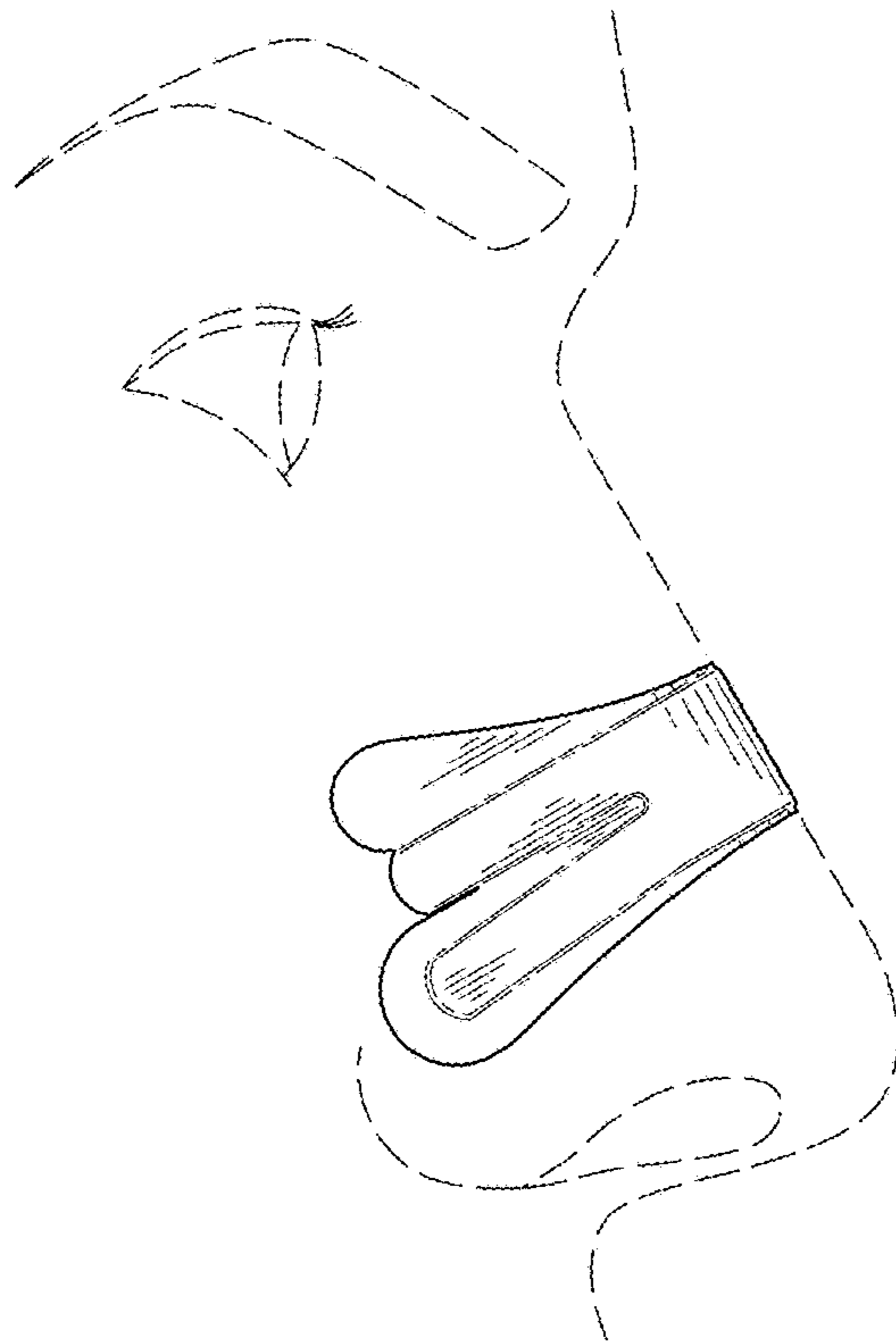
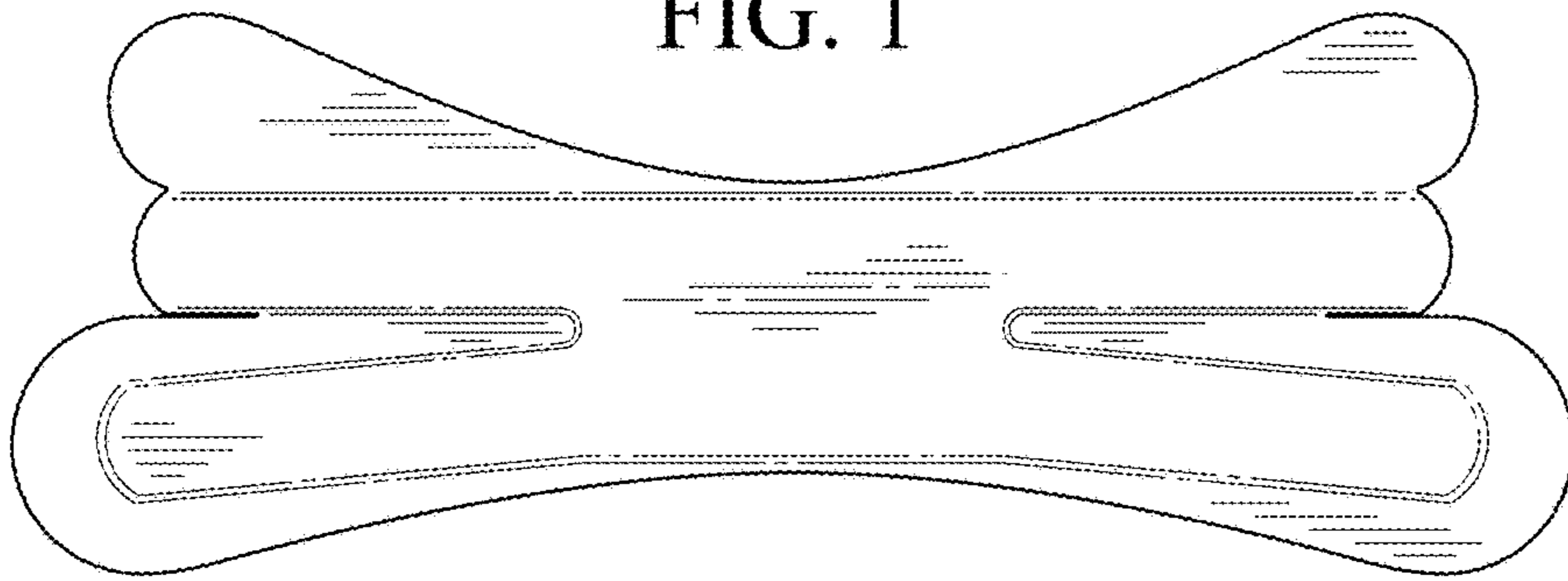


FIG. 2

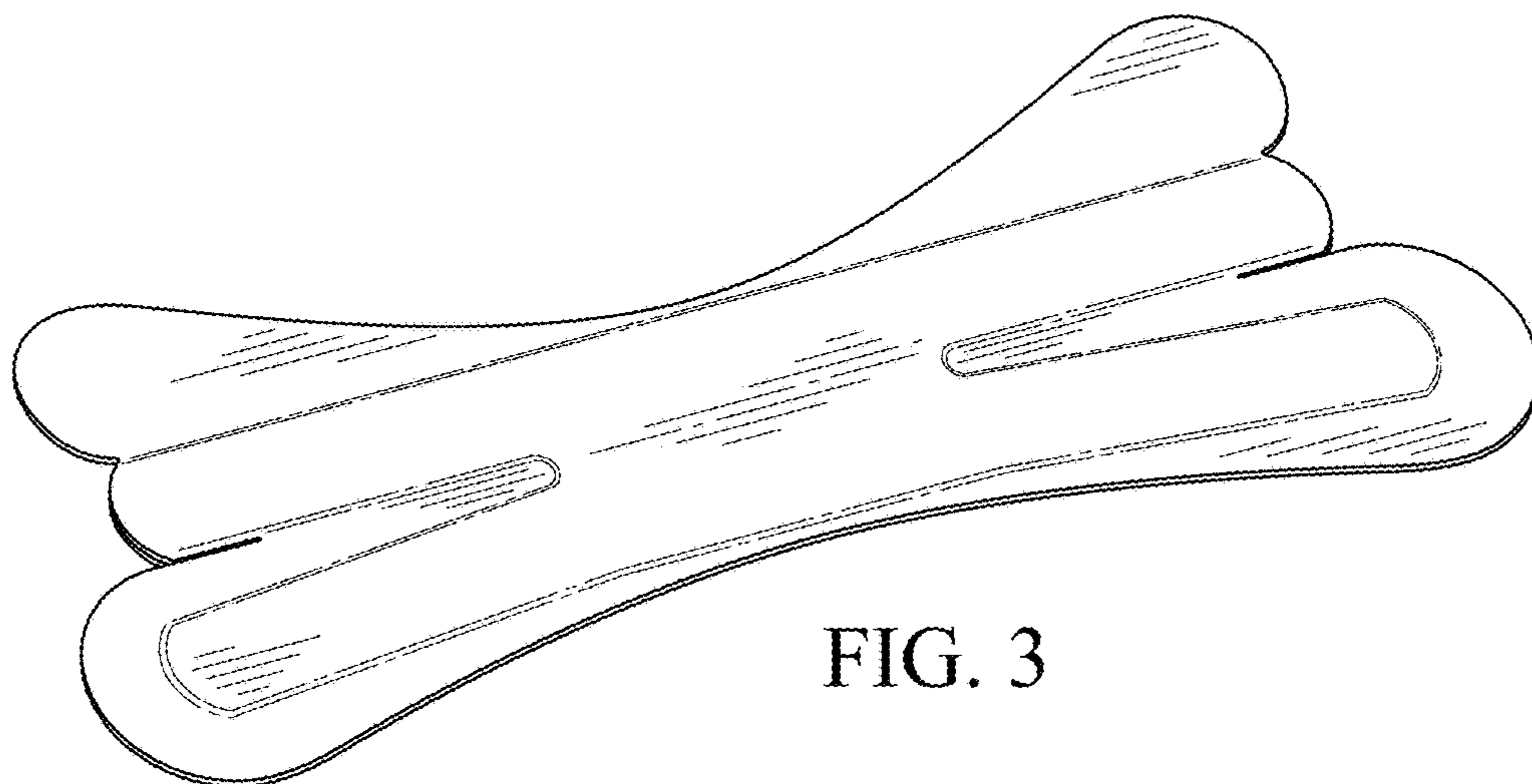


FIG. 3

FIG. 4

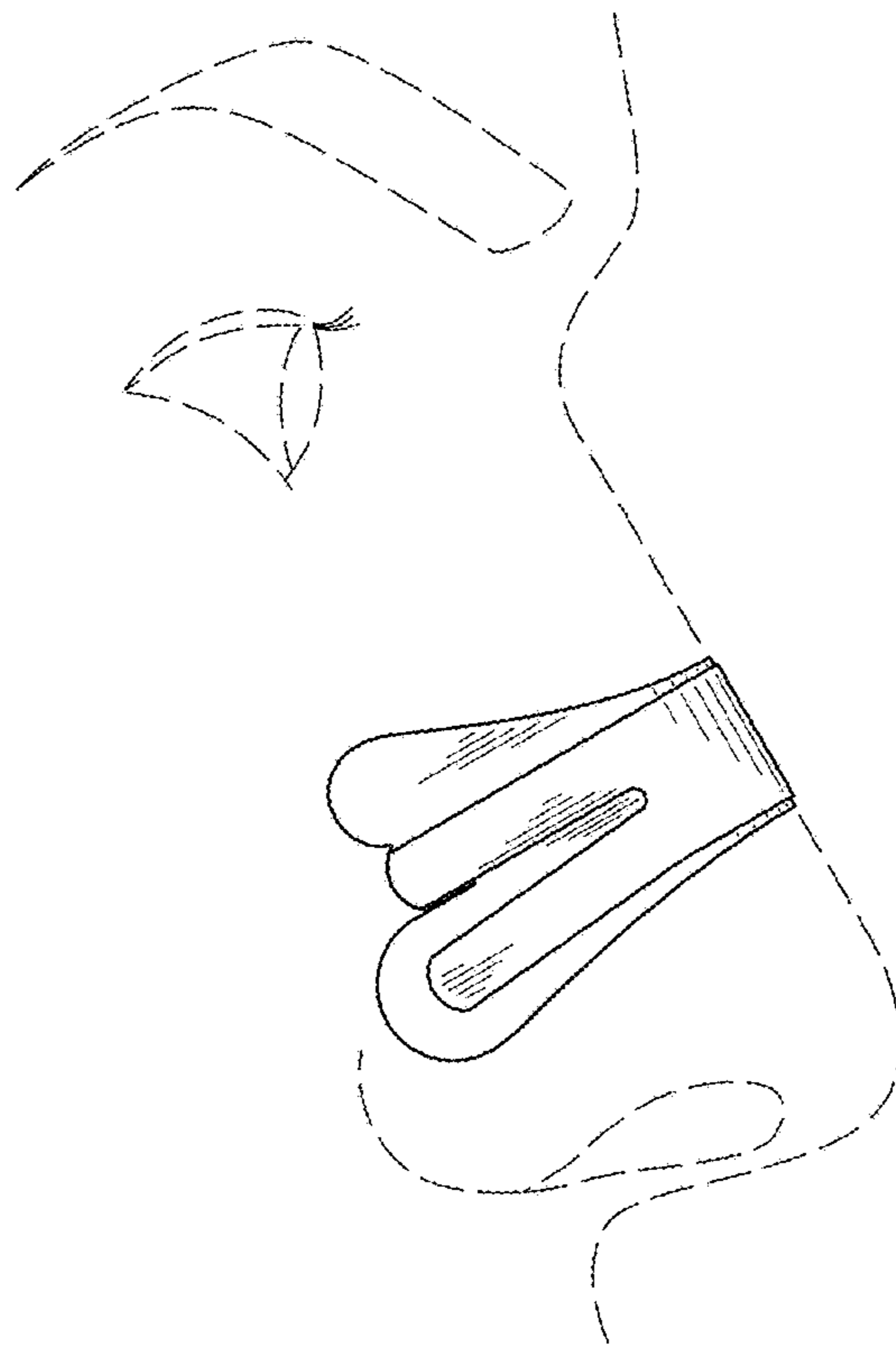
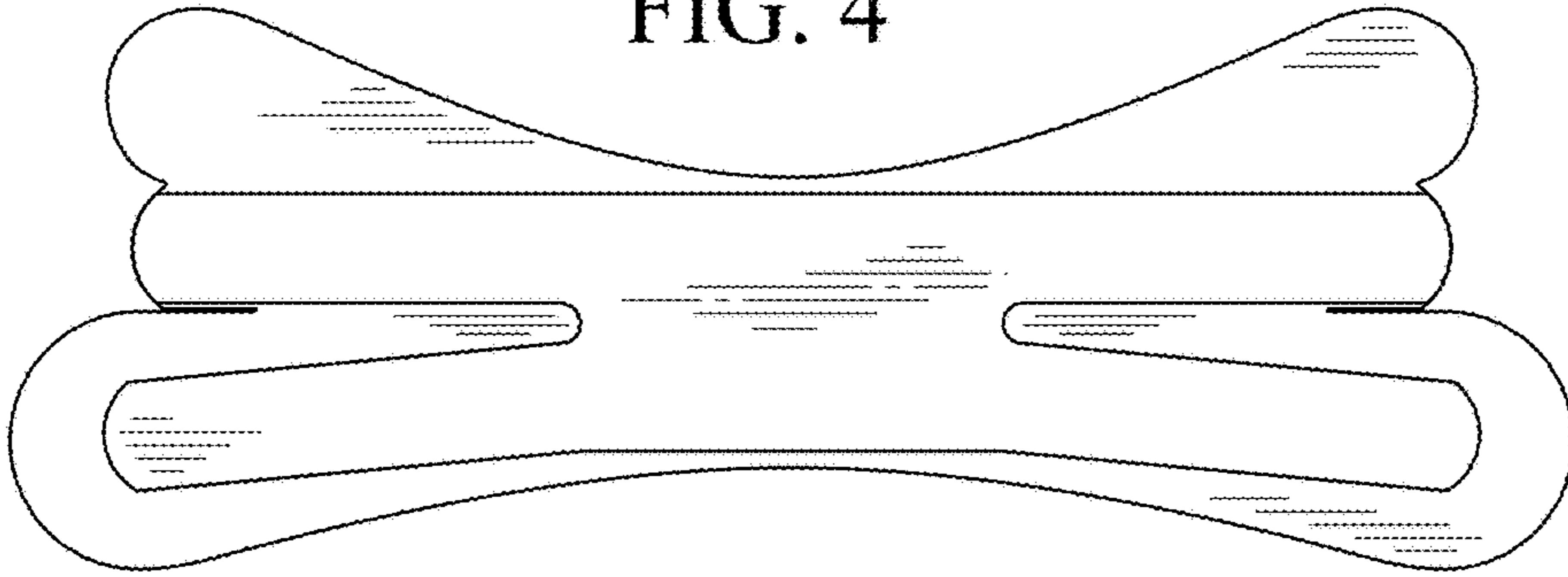


FIG. 5

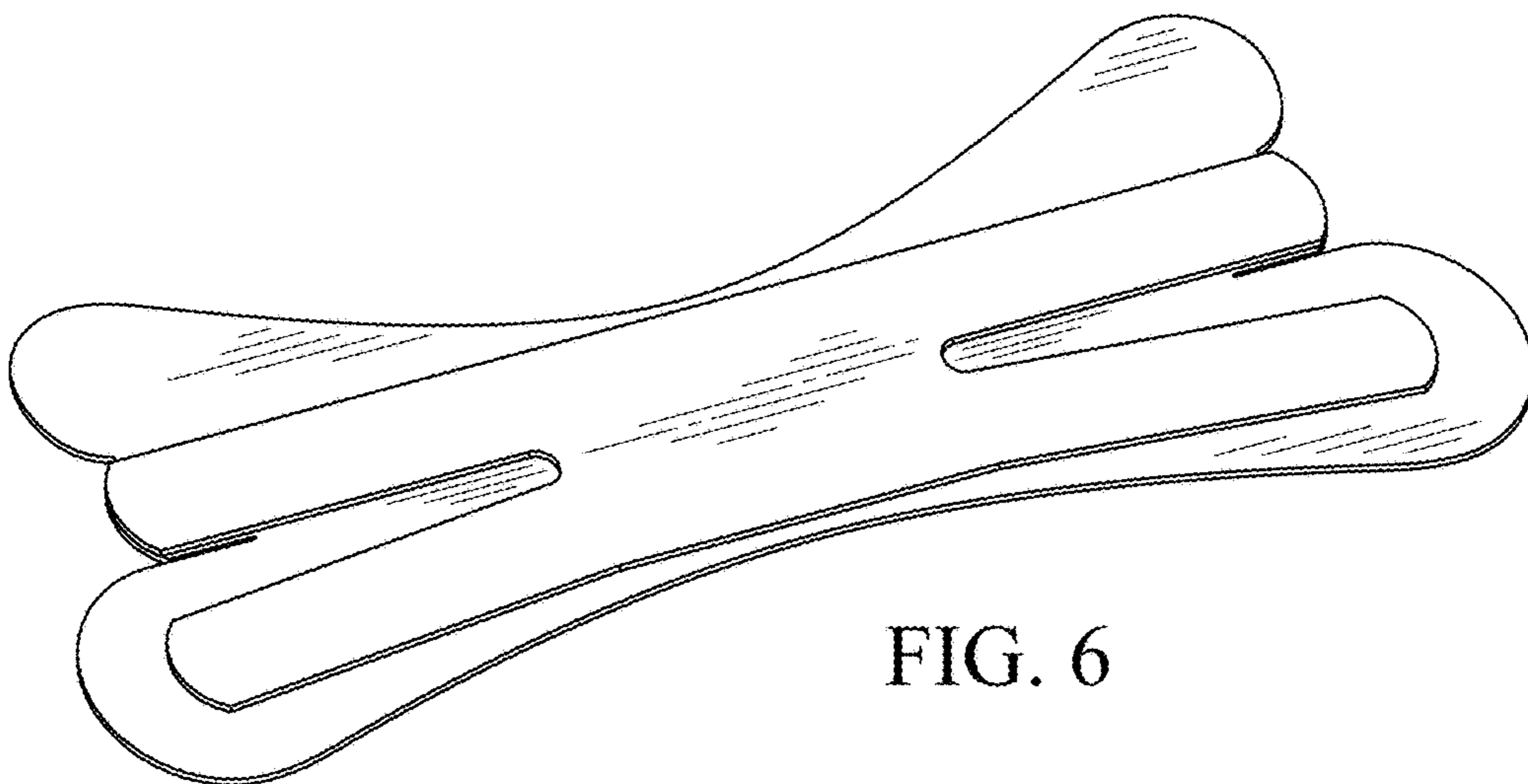


FIG. 6