

US00D790686S

(12) **United States Design Patent** (10) **Patent No.:** **US D790,686 S**
Cox et al. (45) **Date of Patent:** **** Jun. 27, 2017**

(54) **HOUSING FOR AN AUTOINJECTOR**

FOREIGN PATENT DOCUMENTS

(71) Applicant: **GlaxoSmithKline Intellectual Property Management Limited**, Brentford, Middlesex (GB)

AU 141659 S 8/2000
AU 145550 S 10/2001
(Continued)

(72) Inventors: **Mark Anthony Cox**, Ware (GB); **Joseph John Fire**, Rockville, MD (US); **Michelle Nicole Kwasny**, Cambridge, MA (US); **Scott Robert Mackie**, Cambridge, MA (US); **Robert John McCaffrey**, Hollis, NH (US); **Jason Lee Robinson**, Cambridge, MA (US); **Gerd Schmieta**, Boston, MA (US)

Primary Examiner — David Muller
(74) *Attorney, Agent, or Firm* — Duke M. Fitch; Kathryn A. Lutomski; Edward R. Gimmi

(57) **CLAIM**

We claim the ornamental design for a housing for an autoinjector, as shown and described.

DESCRIPTION

(73) Assignee: **GlaxoSmithKline Intellectual Property Management Limited**, Brentford, Middlesex (GB)

FIG. 1 is a front perspective view of a housing according to a first embodiment of our new design;
FIG. 2 is a right side view thereof;
FIG. 3 is a front view thereof;
FIG. 4 is a rear view thereof;
FIG. 5 is a left side view thereof;
FIG. 6 is a top plan view thereof;
FIG. 7 is a bottom plan view thereof;
FIG. 8 is a rear perspective view thereof;
FIG. 9 is a front perspective view of a housing according to a second embodiment of our new design which includes a color contrast;
FIG. 10 is a right side view thereof;
FIG. 11 is a front view thereof;
FIG. 12 is a rear view thereof;
FIG. 13 is a left side view thereof;
FIG. 14 is a top plan view thereof;
FIG. 15 is a bottom plan view thereof;
FIG. 16 is a rear perspective view thereof;
FIG. 17 is a front perspective view of a housing according to a third embodiment of our new design which includes a color contrast;
FIG. 18 is a right side view thereof;
FIG. 19 is a front view thereof;
FIG. 20 is a rear view thereof;
FIG. 21 is a left side view thereof;
FIG. 22 is a top plan view thereof;
FIG. 23 is a bottom plan view thereof;

(**) Term: **14 Years**

(21) Appl. No.: **29/490,267**

(22) Filed: **May 8, 2014**

(51) **LOC (10) Cl.** **24-02**

(52) **U.S. Cl.**
USPC **D24/112**

(58) **Field of Classification Search**
USPC D24/112-114, 108, 133, 130, 127, 186;
606/181, 185; 604/264, 272, 187, 181,
604/184, 227

(Continued)

(56) **References Cited**

U.S. PATENT DOCUMENTS

4,636,202 A * 1/1987 Lowin A61M 31/00
222/493
D551,295 S * 9/2007 Chen D19/121

(Continued)

(Continued)




FIG. 24 is an enlarged fragmentary view of the area indicated in dot-dash lines in FIG. 22; and, FIG. 25 is a rear perspective view thereof. The portions of the drawings appearing in broken line are for environment only and do not form a part of the claimed design. The shaded portions of FIGS. 9 to 25 of the drawings represent a color contrast.

1 Claim, 6 Drawing Sheets

(58) **Field of Classification Search**

CPC A61M 5/178; A61M 3/00; A61M 5/20; A61M 5/31

See application file for complete search history.

(56) **References Cited**

U.S. PATENT DOCUMENTS

D628,632 S *	12/2010	Liu	D19/121
D629,509 S	12/2010	Julian et al.		
D641,078 S *	7/2011	Morgan	D24/114
8,057,433 B2 *	11/2011	Cuca	A61M 31/00 604/118
D650,070 S	12/2011	Mori		
D660,419 S *	5/2012	Morgan	D24/130
D671,638 S *	11/2012	Young	D24/113
D703,810 S	4/2014	Sanders		
D726,902 S *	4/2015	McLoughlin	D24/113
D735,322 S	7/2015	Tyce et al.		
D735,848 S *	8/2015	Dubuc	D24/113
D739,932 S *	9/2015	Ratjen	D24/113
D755,956 S *	5/2016	McLoughlin	D24/113
2009/0182284 A1 *	7/2009	Morgan	A61M 5/3137 604/198
2014/0330203 A1 *	11/2014	McLoughlin	A61M 5/20 604/131

FOREIGN PATENT DOCUMENTS

AU	314895 S	6/2006
AU	304742 S	6/2007
AU	304743 S	6/2007
AU	305020 S	6/2007
AU	314700 S	6/2007
AU	314701 S	6/2007
AU	314702 S	6/2007
AU	314703 S	6/2007
AU	314704 S	6/2007
AU	314705 S	6/2007
AU	314706 S	6/2007
AU	315948 S	9/2007
AU	319680 S	5/2008
AU	320751 S	8/2008

AU	320752 S	8/2008
AU	320753 S	8/2008
AU	321891 S	11/2008
AU	323564 S	1/2009
AU	331790 S	7/2010
AU	340784 S	2/2012
AU	345700 S	11/2012
AU	346919 S	2/2013
AU	350546 S	9/2013
AU	350719 S	9/2013
AU	350720 S	9/2013
AU	350721 S	9/2013
AU	358813 S	3/2014
AU	358814 S	3/2014
AU	358815 S	3/2014
AU	358816 S	3/2014
CL	612-2009	9/2008
CL	613-2009	9/2008
CL	874-2009	10/2008
CL	875-2009	10/2008
CL	288-2013	8/2012
CL	289-2013	8/2012
EM	000007893-0002	4/2003
EM	000837653-0001	12/2007
EM	000981964-0001	8/2008
EM	000981964-0002	8/2008
EM	000981964-0003	8/2008
EM	000981964-0004	8/2008
EM	001798869-0001	12/2010
EP	2274032 B1	1/2011
GB	D2048258	6/1995
GB	D2079926	12/1998
GB	D3006400	8/2002
GB	D3006401	8/2002
GB	D3006884	9/2002
GB	D3006886	9/2002
GB	D3006887	9/2002
GB	D3006888	9/2002
GB	D3006889	9/2002
GB	D3006890	9/2002
GB	D3006891	9/2002
GB	D3006892	9/2002
GB	D3006893	9/2002
GB	D3006894	9/2002
GB	D3006895	9/2002
GB	D3006896	9/2002
GB	D3006897	9/2002
GB	D3026067	9/2006
GB	D4001969	3/2007
GB	D4001970	3/2007
GB	D4034270	2/2014
GB	D4035008	3/2014
RU	76137 U	9/2008
TW	D141022 S1	6/2011
TW	D164872 S	12/2014
WO	WO 2006/032385 A1	3/2006
WO	WO 2014/033195 A1	3/2014

* cited by examiner




FIG. 1




FIG. 3




FIG. 2




FIG. 4




FIG. 5




FIG. 8

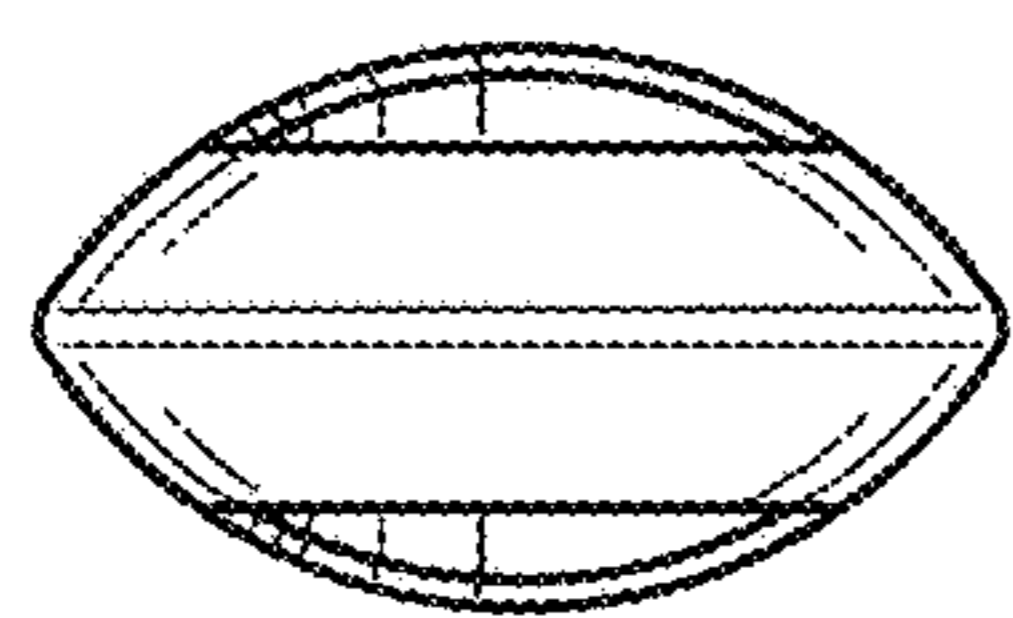


FIG. 6

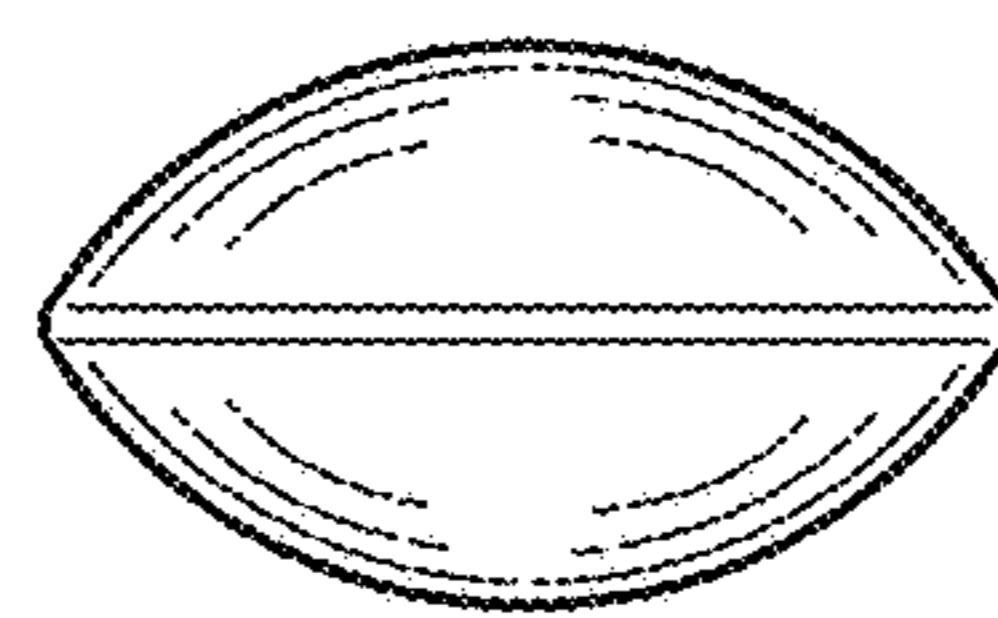


FIG. 7




FIG. 9




FIG. 11




FIG. 10




FIG. 12




FIG. 13




FIG. 16

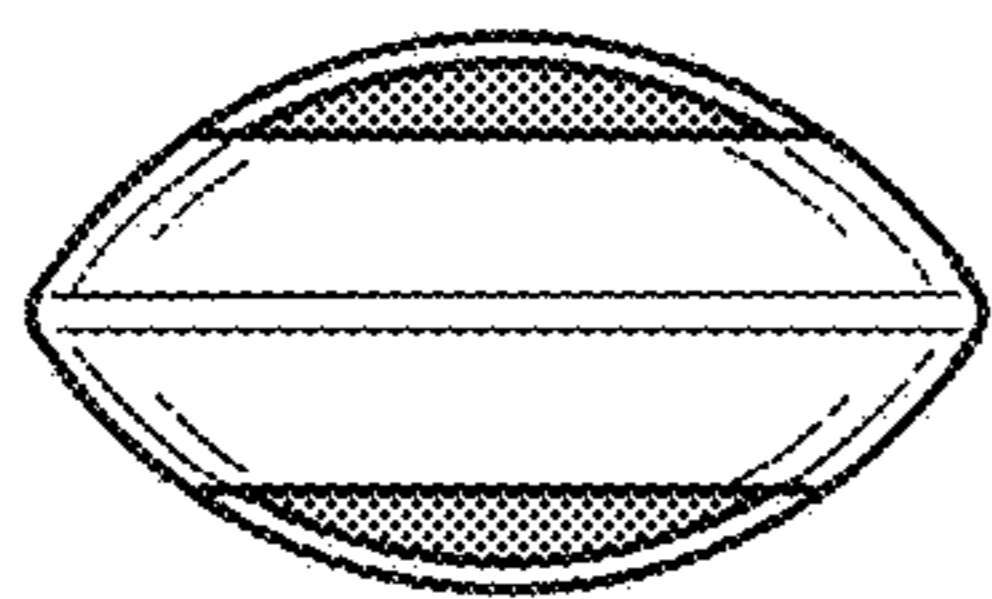


FIG. 14

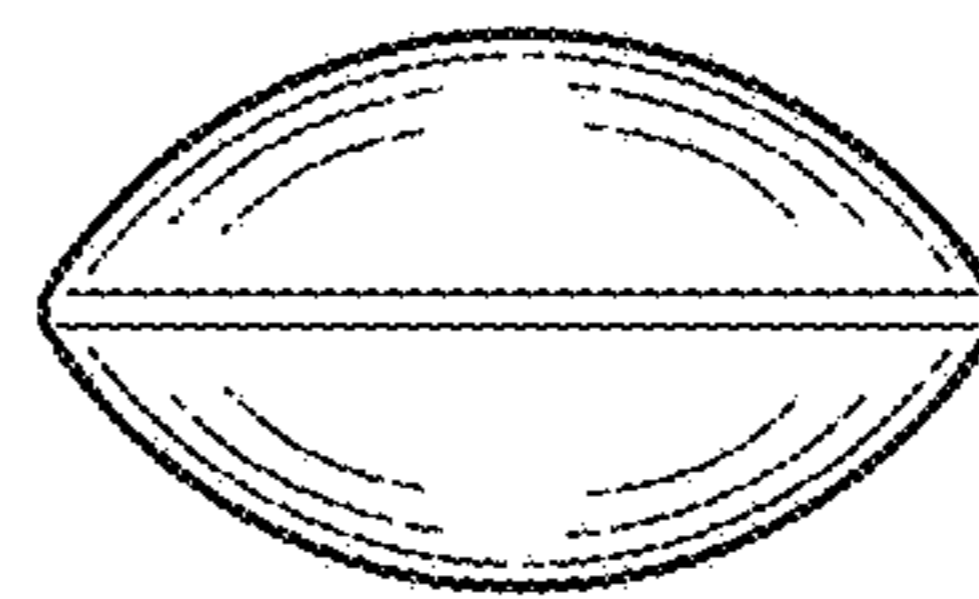


FIG. 15




FIG. 17




FIG. 19




FIG. 18




FIG. 20




FIG. 21




FIG. 25

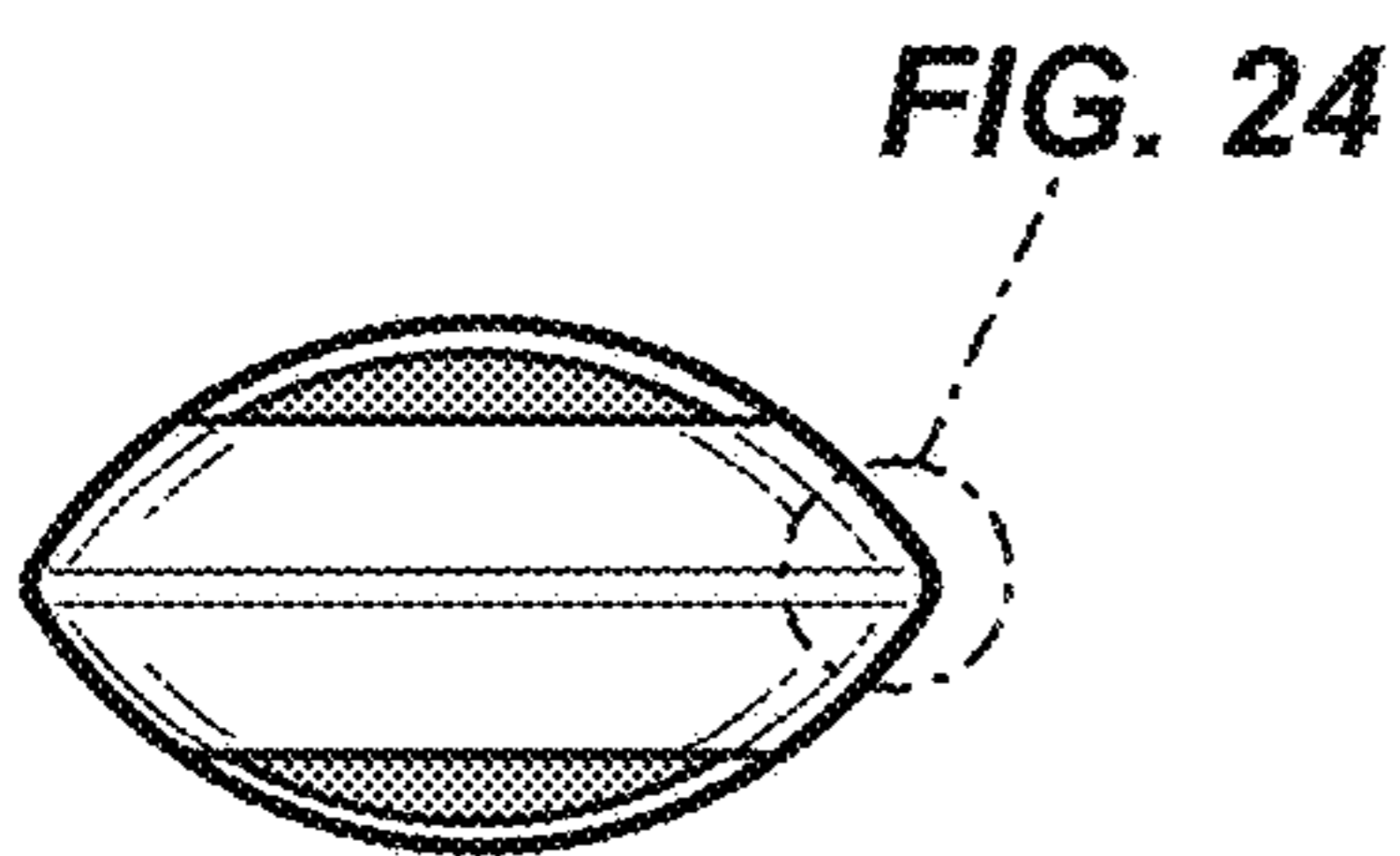


FIG. 22

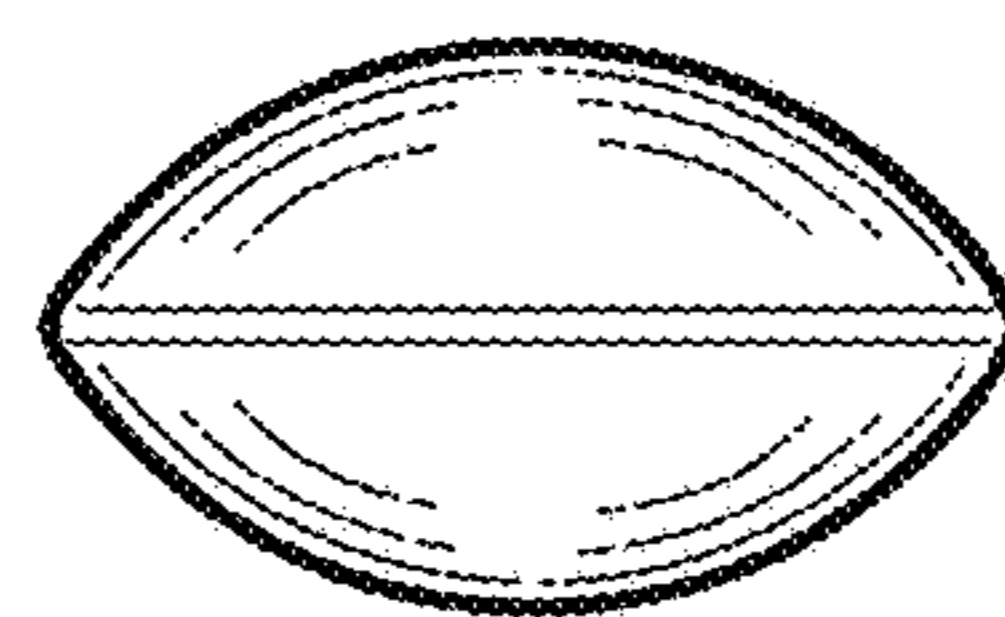


FIG. 23

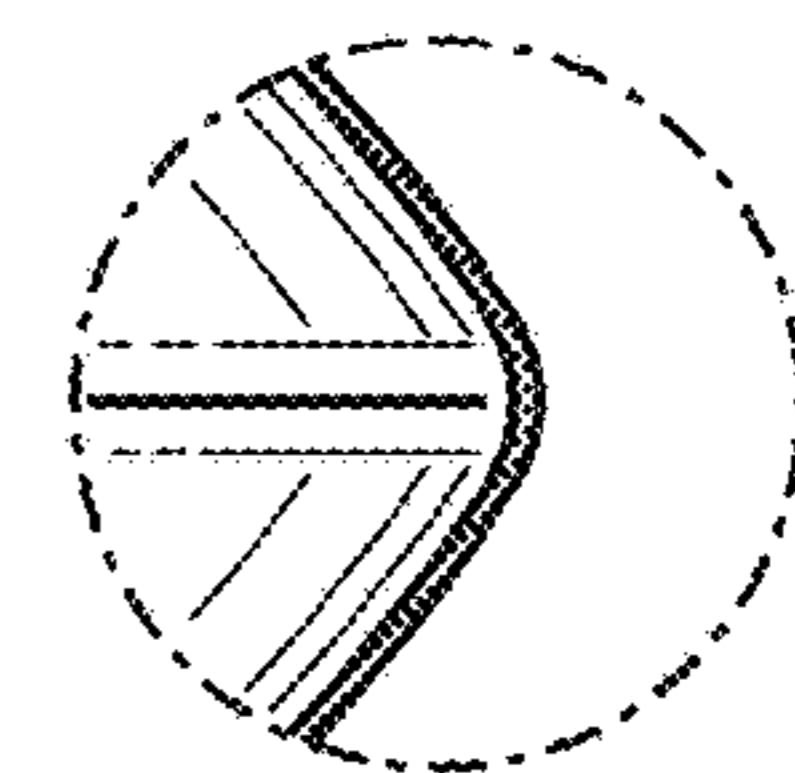


FIG. 24