



US00D790683S

(12) **United States Design Patent** (10) **Patent No.:** **US D790,683 S**
Formica et al. (45) **Date of Patent:** **** Jun. 27, 2017**

(54) **PRESSURIZED AIR DELIVERY CONSOLE**

(71) Applicant: **ResMed Limited**, Bella Vista, New South Wales (AU)
 (72) Inventors: **Justin John Formica**, Sydney (AU);
Joseph Samuel Ormrod, Sydney (AU);
Jamie Graeme Wehbeh, Sydney (AU)

(73) Assignee: **ResMed Limited**, Bella Vista (AU)

(**) Term: **14 Years**

(21) Appl. No.: **29/520,116**

(22) Filed: **Mar. 11, 2015**

(51) **LOC (10) Cl.** **24-01**

(52) **U.S. Cl.**
USPC **D24/108; D24/110**

(58) **Field of Classification Search**
 USPC D24/107–108, 110–114, 127, 162, 164,
 D24/185–186
 CPC A61M 16/16; A61M 15/0085; A61M
 11/005; A61M 16/00; A61M 16/0063;
 A61M 16/0057; A61M 16/0066; A61M
 15/002; A61B 5/097
 See application file for complete search history.

(56) **References Cited**

U.S. PATENT DOCUMENTS

D421,298 S *	2/2000	Kenyon	D24/110
D467,335 S *	12/2002	Lithgow	D24/110
D468,011 S *	12/2002	Lithgow	D24/110
D487,311 S *	3/2004	Lithgow	D24/110
D493,520 S *	7/2004	Bertinetti	D24/110
D493,884 S *	8/2004	Virr	D24/110
D497,203 S *	10/2004	Lithgow	D24/110
D560,795 S *	1/2008	Lithgow	D24/110
D570,473 S *	6/2008	Hamaguchi	D24/110
D585,540 S *	1/2009	Lithgow	D24/110

(Continued)

OTHER PUBLICATIONS

Formica et al., Design U.S. Appl. No. 29/557,711, filed Mar. 11, 2016, entitled “Air Delivery Module and/or Components Thereof”.
 (Continued)

Primary Examiner — Barbara Fox
Assistant Examiner — Lilyana Bekic
 (74) *Attorney, Agent, or Firm* — Nixon & Vanderhye P.C.

(57) **CLAIM**

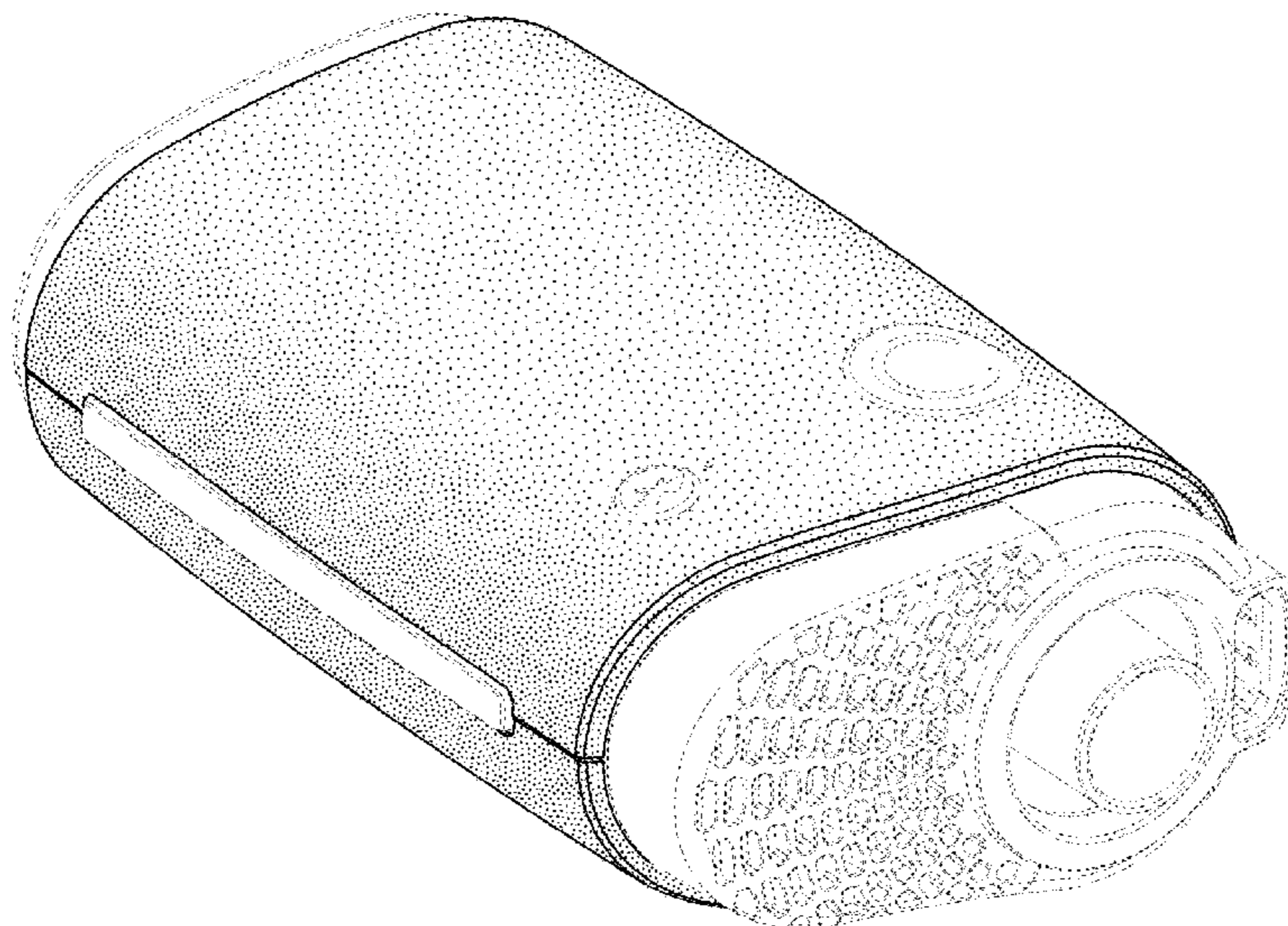
The ornamental design for a pressurized air delivery console, as shown and described.

DESCRIPTION

FIG. 1 is a front perspective view of a pressurized air delivery console according to the first embodiment showing our new design;
 FIG. 2 is a left side view thereof;
 FIG. 3 is a right side view thereof;
 FIG. 4 is a top view thereof;
 FIG. 5 is a bottom view thereof;
 FIG. 6 is a front view thereof;
 FIG. 7 is a rear view thereof;
 FIG. 8 is a reverse perspective view thereof;
 FIG. 9 is a front perspective view of a pressurized air delivery console according to the second embodiment showing our new design;
 FIG. 10 is a left side view thereof;
 FIG. 11 is a right side view thereof;
 FIG. 12 is a top view thereof;
 FIG. 13 is a bottom view thereof;
 FIG. 14 is a front view thereof;
 FIG. 15 is a rear view thereof; and,
 FIG. 16 is a reverse perspective view thereof.

The broken lines illustrate portions of the pressurized air delivery console that form no part of the claimed design. Stippling and line shading have been used in the drawings to indicate a contrast in appearance.

1 Claim, 14 Drawing Sheets



(56)

References Cited

U.S. PATENT DOCUMENTS

8,006,691 B2 * 8/2011 Kenyon A61M 16/0051
 122/4 R
 D658,283 S * 4/2012 Burz D24/110
 D659,235 S * 5/2012 Bertinetti D24/110
 D675,730 S * 2/2013 Lithgow D24/110
 D725,768 S 3/2015 Eustis et al.
 D740,929 S * 10/2015 Pipe D24/108
 D745,137 S * 12/2015 Pipe D24/108
 D759,804 S * 6/2016 Singh D24/108
 9,375,543 B2 * 6/2016 Librett A61M 16/0078
 2007/0193582 A1 * 8/2007 Kwok A61M 16/142
 128/204.18
 2010/0229867 A1 * 9/2010 Bertinetti A61M 16/0051
 128/205.25
 2014/0299130 A1 10/2014 Librett et al.
 2014/0299132 A1 10/2014 Librett et al.
 2014/0299406 A1 10/2014 Librett et al.
 2015/0023782 A1 * 1/2015 Velzy A61M 16/0066
 415/119

OTHER PUBLICATIONS

Somnetics International, Inc., Transcend©, Transcend© Quick Guide, 2014, 10 pages.
 Human Design Medical, LLC, Z1™ Getting Started Guide, 2013, 2 pages.
 Formica et al., Design U.S. Appl. No. 29/549,630, filed Dec. 28, 2015, entitled "Pressurized Air Delivery Console".

* cited by examiner

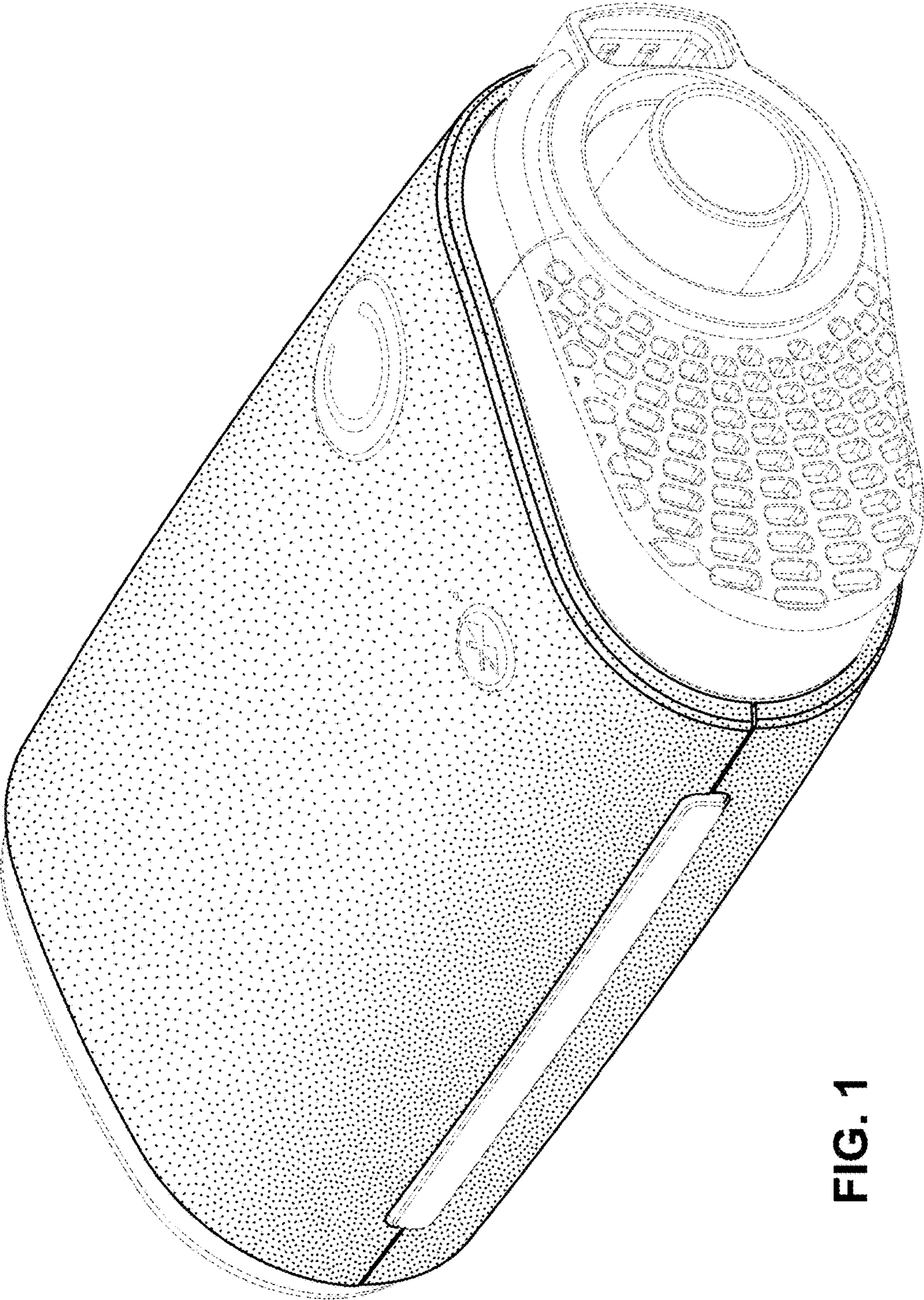


FIG. 1

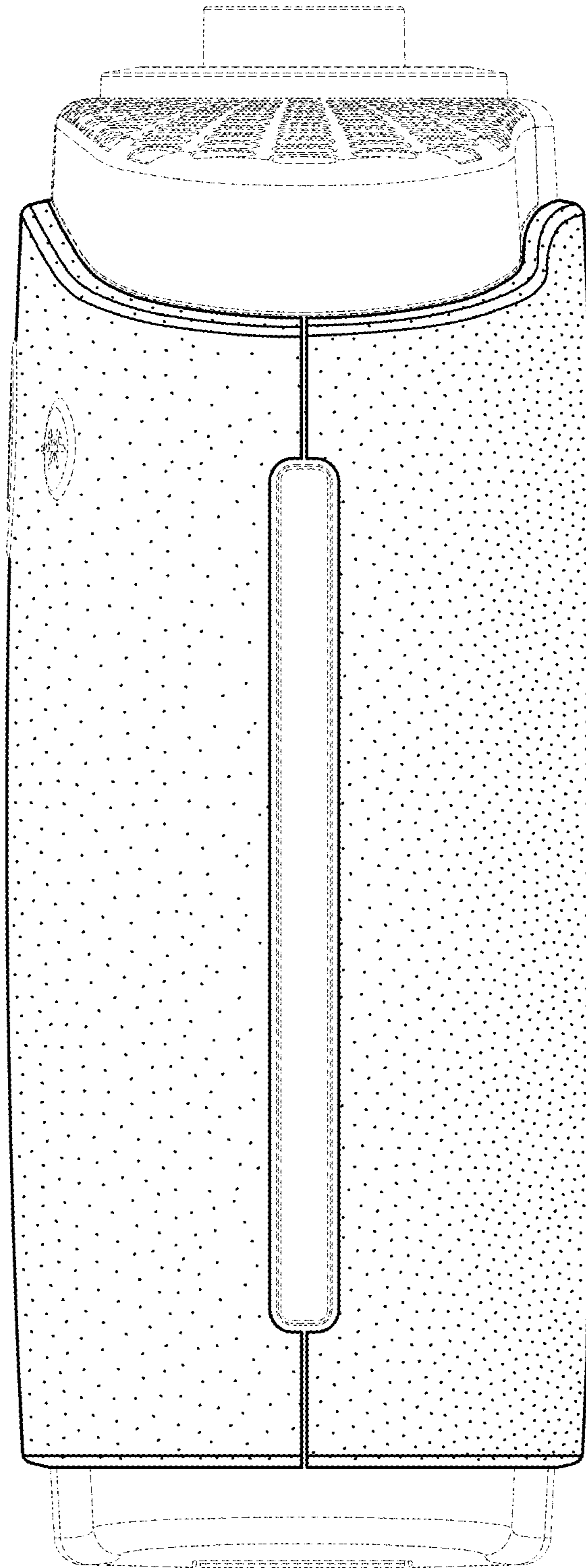


FIG. 2




FIG. 3




FIG. 4




FIG. 5

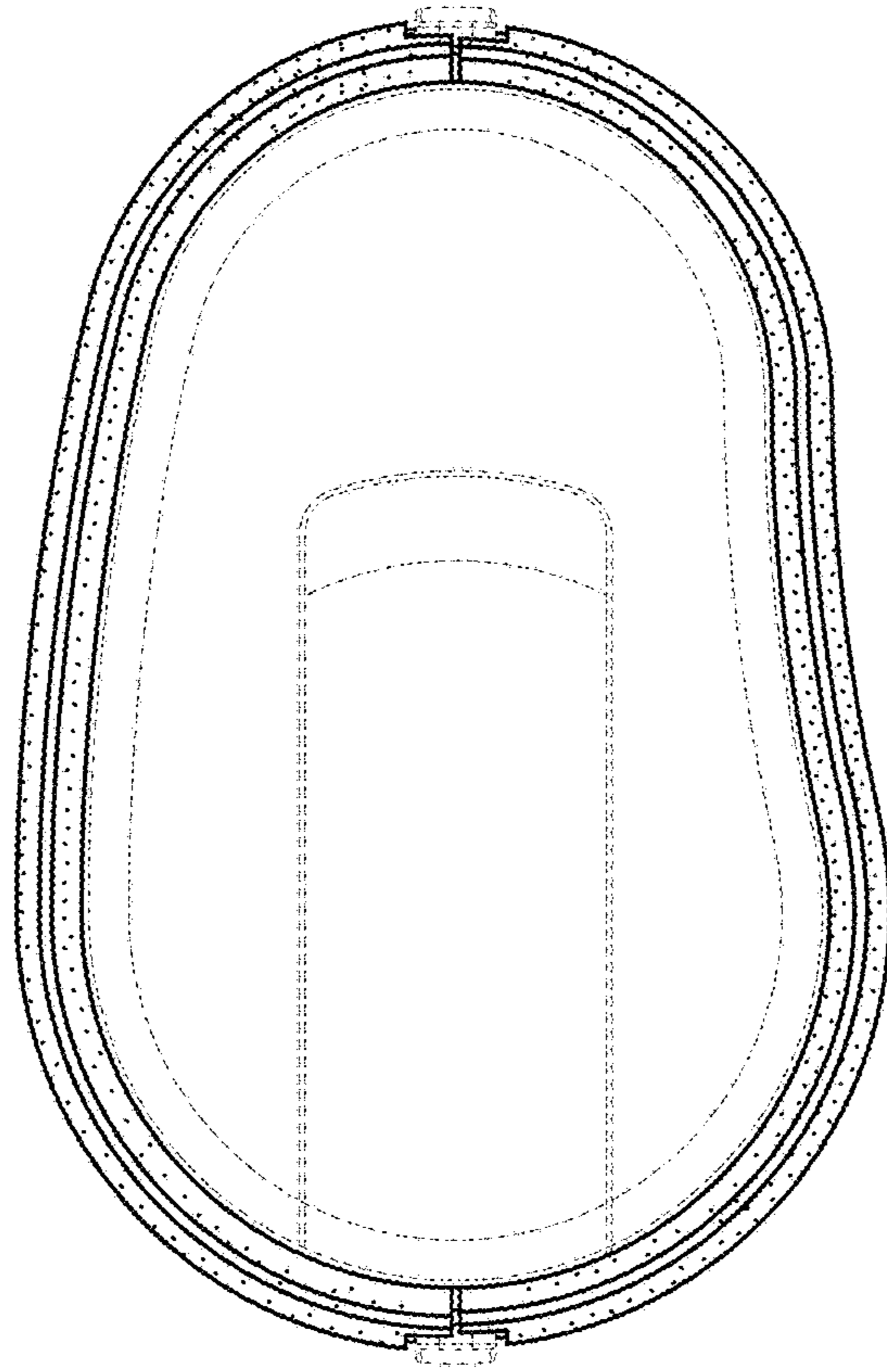


FIG. 7

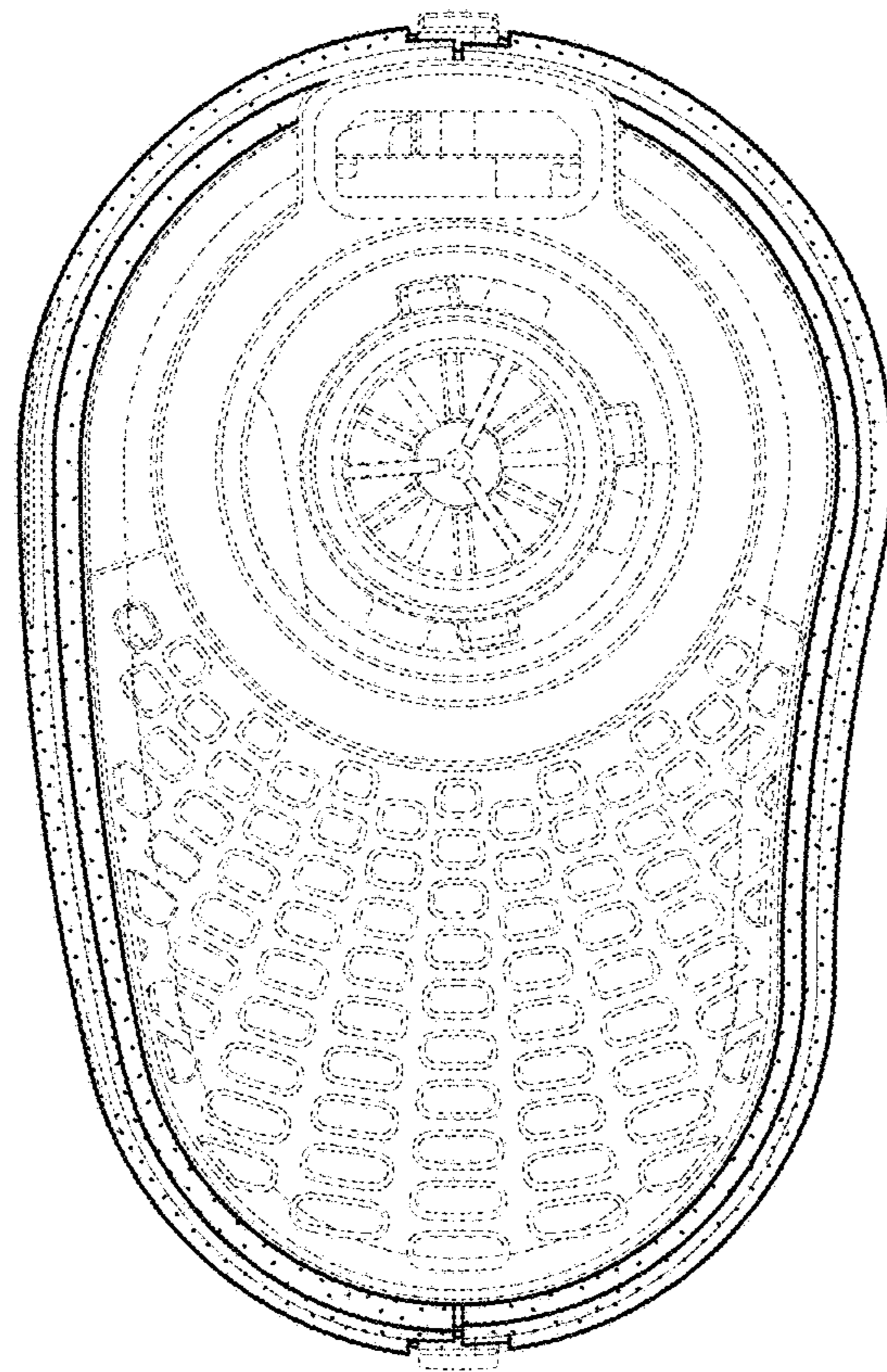


FIG. 6

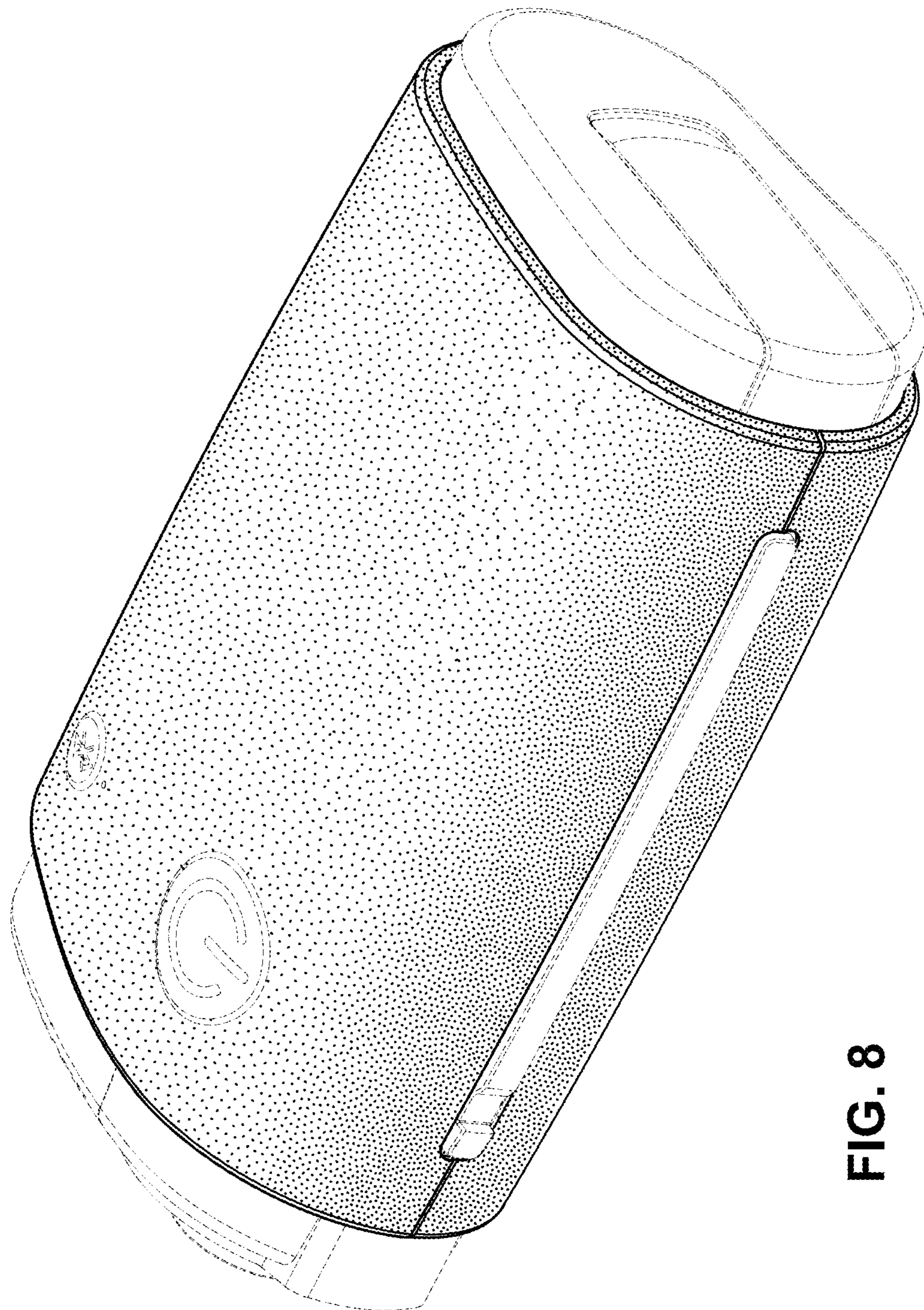


FIG. 8

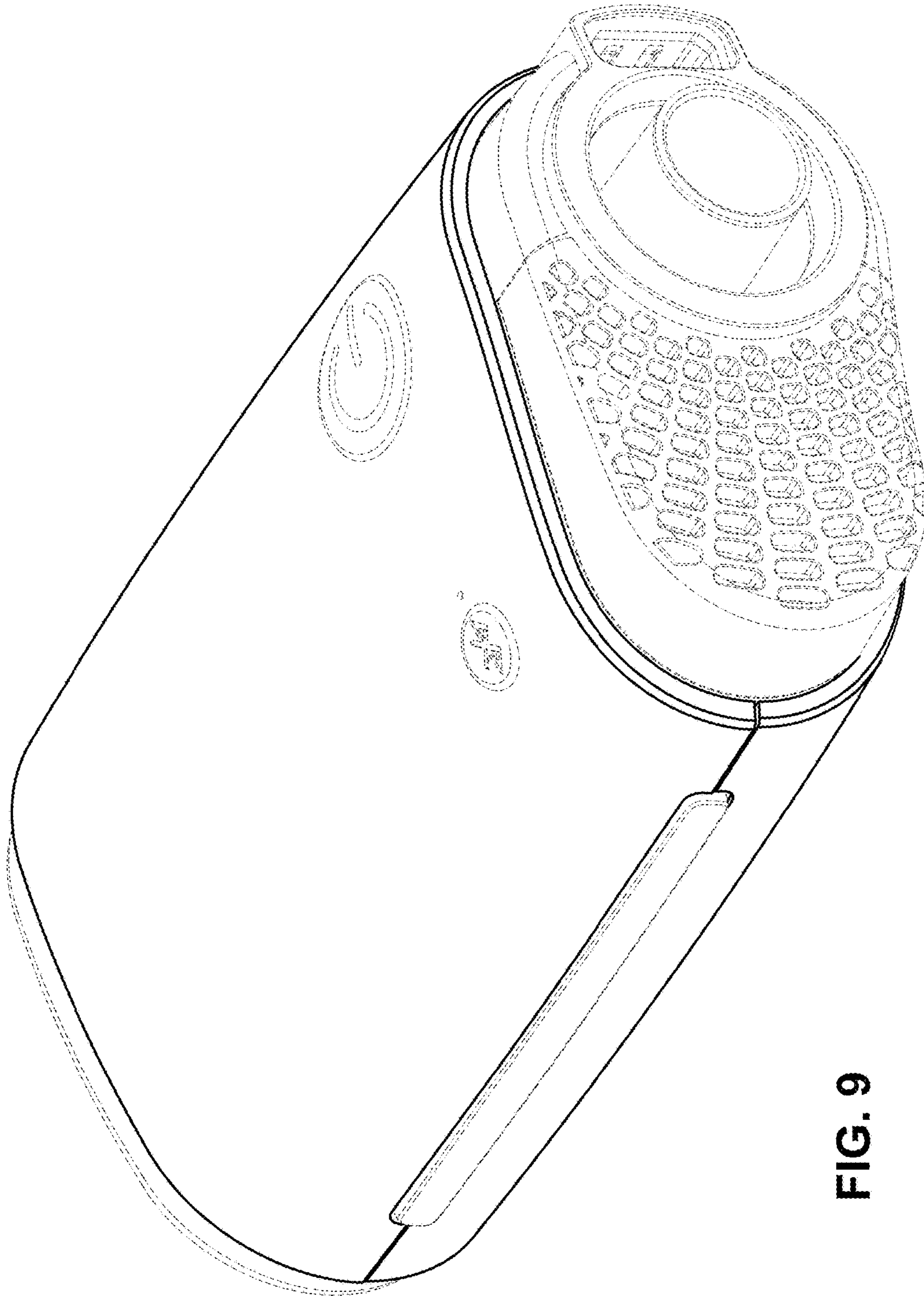


FIG. 9




FIG. 10

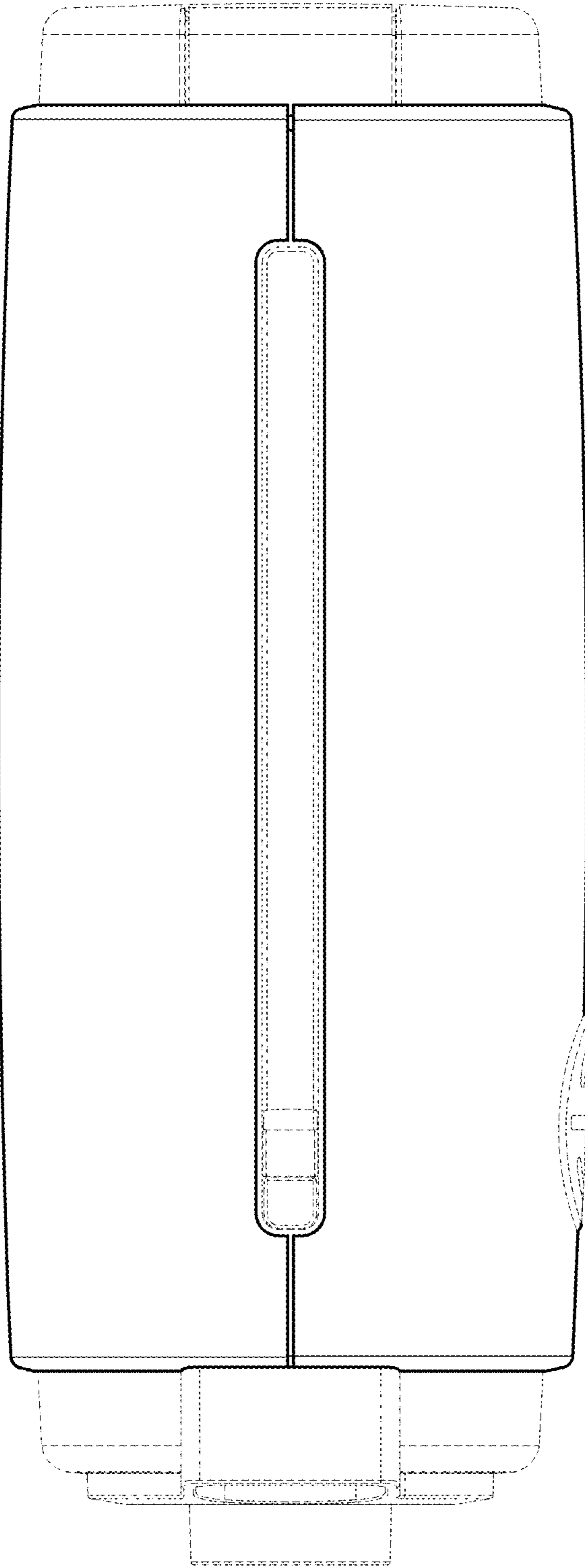


FIG. 11




FIG. 12




FIG. 13

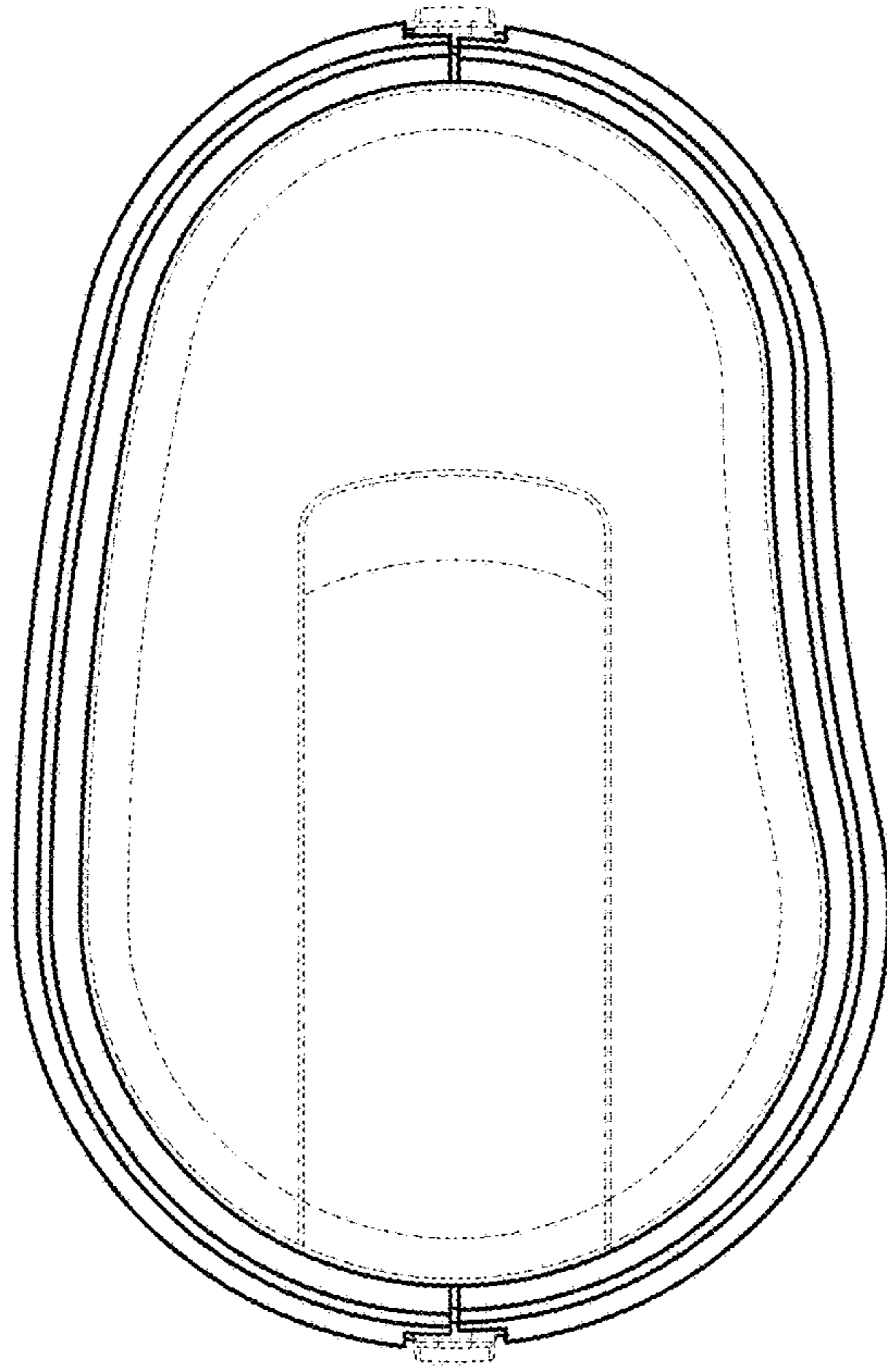


FIG. 15

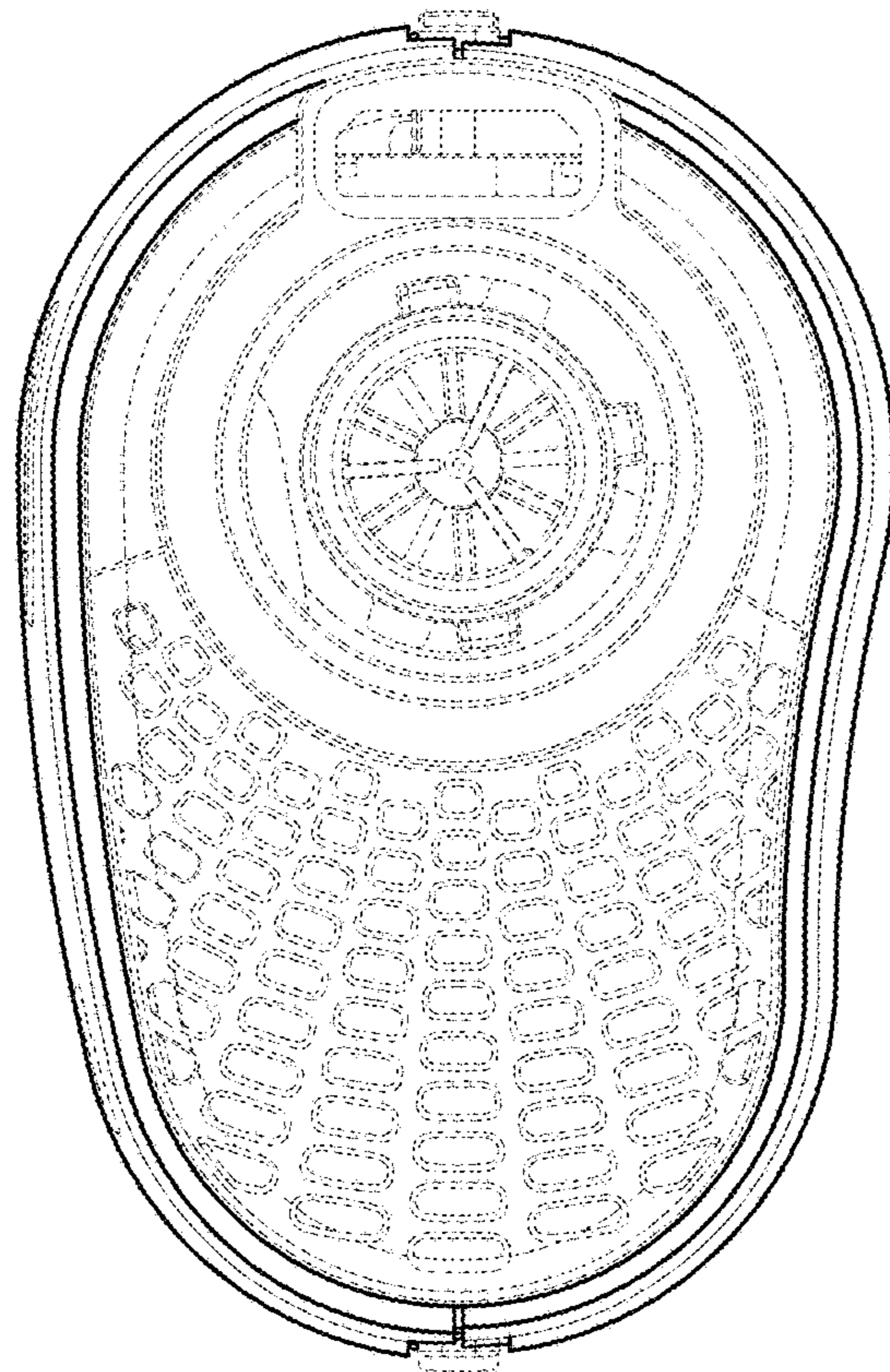


FIG. 14

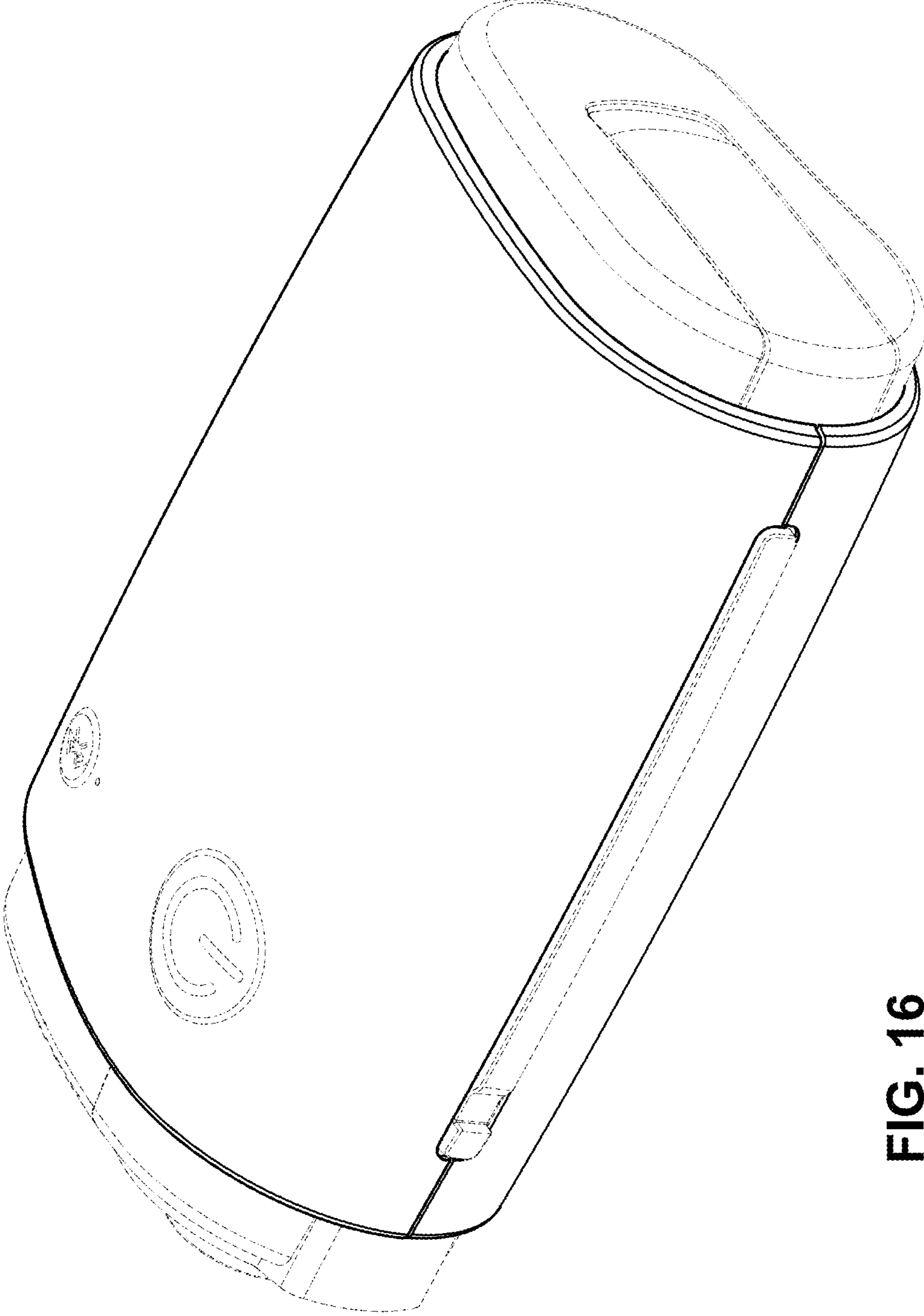


FIG. 16