



US00D790671S

(12) **United States Design Patent**
Zhang

(10) **Patent No.:** **US D790,671 S**

(45) **Date of Patent:** **** Jun. 27, 2017**

(54) **TUB FILLER**

(71) Applicant: **Spectrum Brands, Inc.**, Middleton, WI
(US)

(72) Inventor: **Tony Zhang**, Xiamen (CN)

(73) Assignee: **Spectrum Brands, Inc.**, Middleton, WI
(US)

(**) Term: **15 Years**

(21) Appl. No.: **29/559,864**

(22) Filed: **Mar. 31, 2016**

(51) **LOC (10) Cl.** **23-01**

(52) **U.S. Cl.**
USPC **D23/257**

(58) **Field of Classification Search**
USPC D23/238–243, 249, 255, 257
CPC E03C 1/04; E03C 1/0401; E03C 1/0402;
E03C 1/0404

See application file for complete search history.

(56) **References Cited**

U.S. PATENT DOCUMENTS

D266,452 S * 10/1982 Fleischmann D23/257
D461,232 S * 8/2002 Mullenmeister D23/255

D463,014 S * 9/2002 Lord D23/255
D477,059 S * 7/2003 Schonherr D23/255
D533,258 S * 12/2006 Berberet D23/255

* cited by examiner

Primary Examiner — Robert Delehanty

(74) *Attorney, Agent, or Firm* — Banner & Witcoff, Ltd.

(57) **CLAIM**

The ornamental design for a tub filler, as shown and described.

DESCRIPTION

FIG. 1 is a front perspective view of a tub filler showing my new design;

FIG. 2 is a front view thereof;

FIG. 3 is a rear view thereof;

FIG. 4 is a right side view thereof;

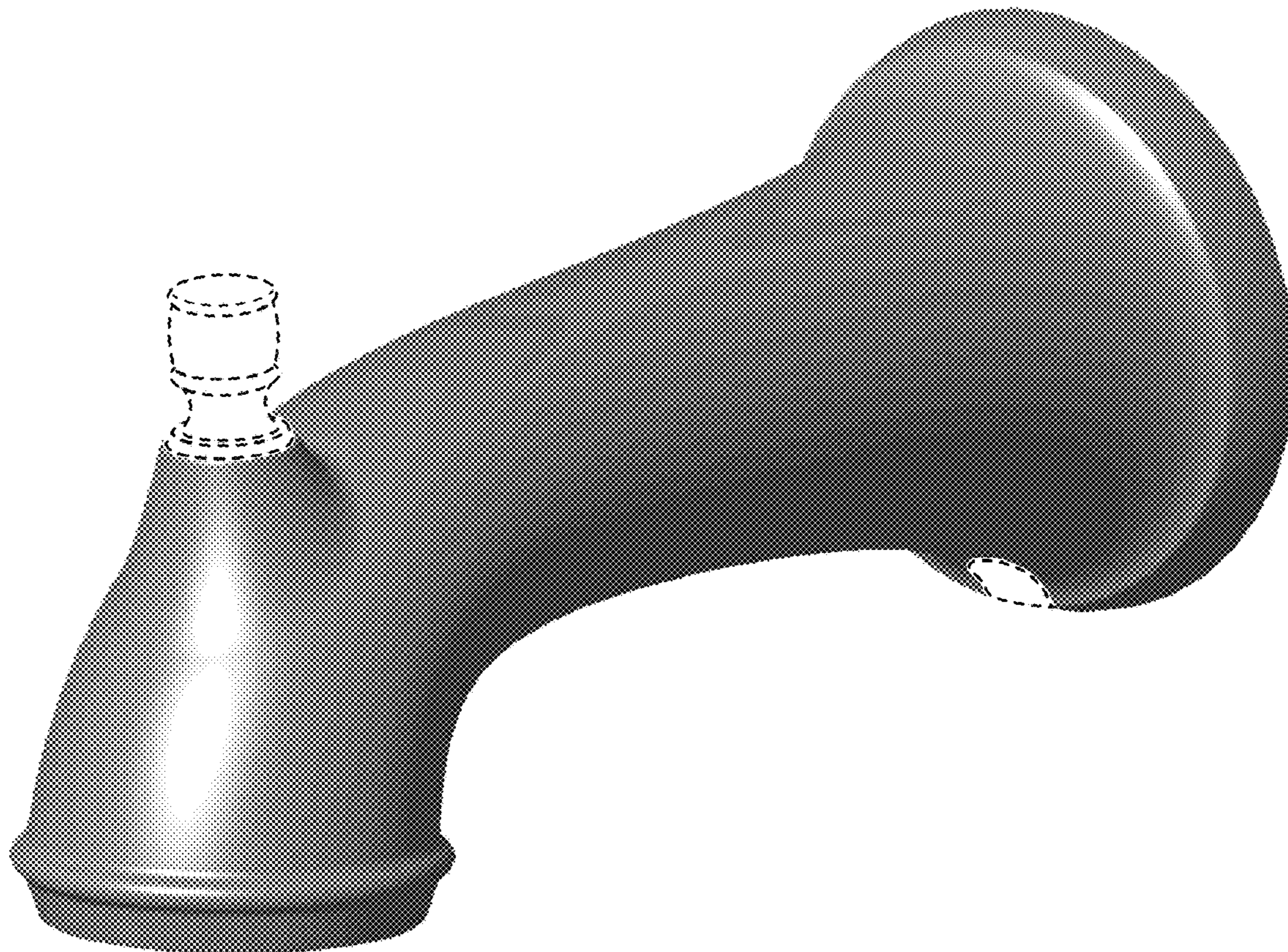
FIG. 5 is a left side view thereof;

FIG. 6 is a top view thereof; and,

FIG. 7 is a bottom view thereof.

The broken line showing of the tub filler represents unclaimed areas and forms no part of the claimed design.

1 Claim, 5 Drawing Sheets






FIG. 1




FIG. 2



FIG. 3




FIG. 4




FIG. 5




FIG. 6




FIG. 7