



US00D790647S

(12) **United States Design Patent**
Miller, III

(10) **Patent No.:** **US D790,647 S**

(45) **Date of Patent:** **** Jun. 27, 2017**

(54) **PORTION OF A FIREARM BARREL**

(56) **References Cited**

(71) Applicant: **Spike's Tactical, LLC**, Apopka, FL (US)

U.S. PATENT DOCUMENTS

(72) Inventor: **Thomas James Miller, III**, Lehigh Acres, FL (US)

D426,611 S	6/2000	Behling	
6,324,780 B1	12/2001	Behling	
6,508,159 B1	1/2003	Muirhead	
7,013,592 B2	3/2006	Olson et al.	
8,025,003 B1	9/2011	Saur	
D763,392 S *	8/2016	Miller, III D22/108

(73) Assignee: **Spike's Tactical, LLC**, Apopka, FL (US)

* cited by examiner

(**) Term: **15 Years**

Primary Examiner — Michael A Pratt

(21) Appl. No.: **29/545,263**

(74) *Attorney, Agent, or Firm* — Wood Herron & Evans LLP

(22) Filed: **Nov. 11, 2015**

(57) **CLAIM**

The ornamental design for a portion of a firearm barrel, as shown and described.

Related U.S. Application Data

DESCRIPTION

(62) Division of application No. 29/501,542, filed on Sep. 5, 2014, now Pat. No. Des. 763,392.

(51) **LOC (10) Cl.** **22-01**

FIG. 1 is an isometric view of the portion of a firearm barrel; FIG. 2 is a side plan view thereof, all side views being substantially the same; and, FIG. 3 is an end plan view thereof, both end views being substantially the same.

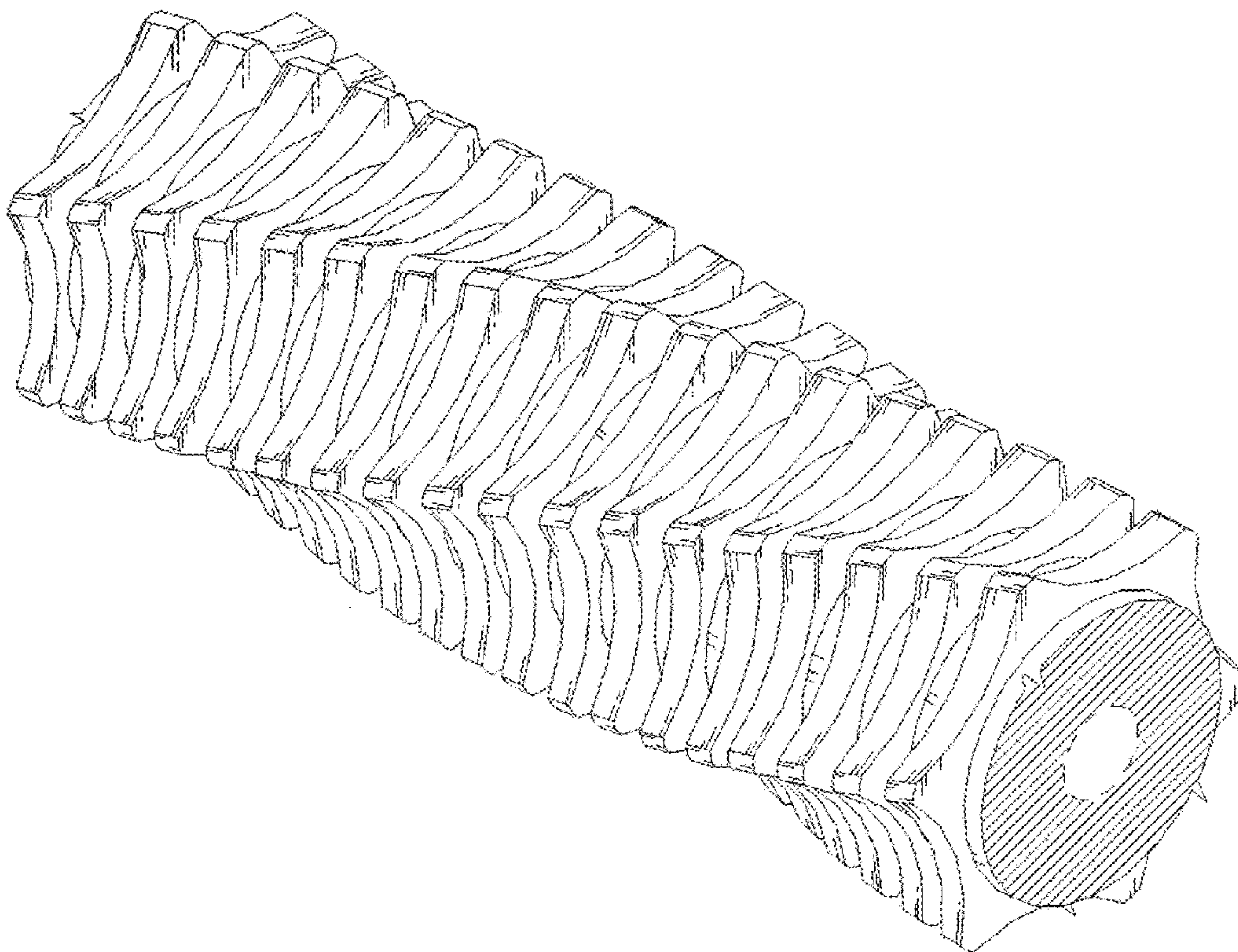
(52) **U.S. Cl.**
USPC **D22/108**

The opposing ends of the claimed design in FIGS. 1-3 indicate that no specific distance end to end is claimed. Matter shown in broken line forms no part of the claimed design.

(58) **Field of Classification Search**
USPC D22/108
CPC F41A 21/00; F41A 21/16; F41A 21/24;
F41A 21/48

See application file for complete search history.

1 Claim, 2 Drawing Sheets



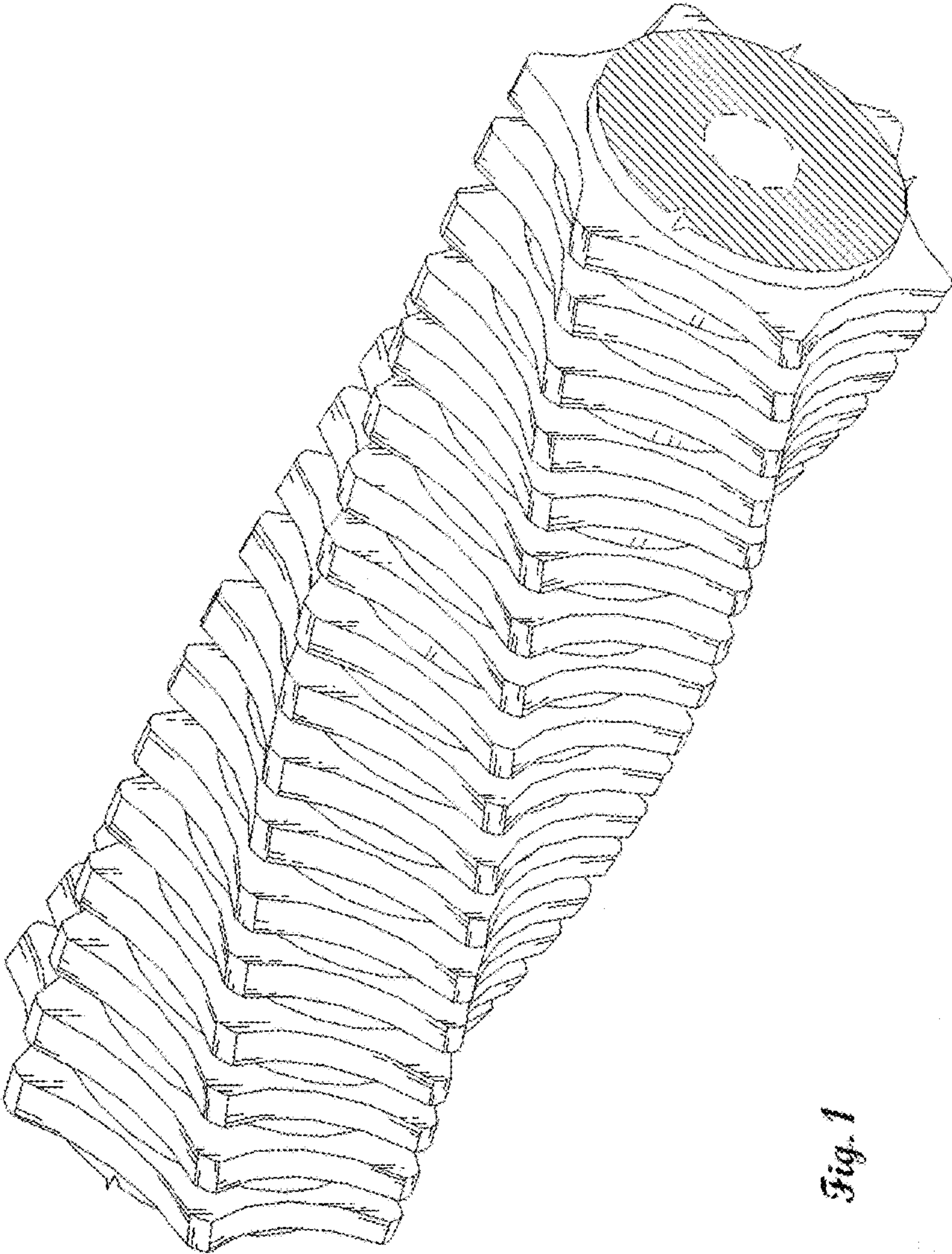


Fig. 1

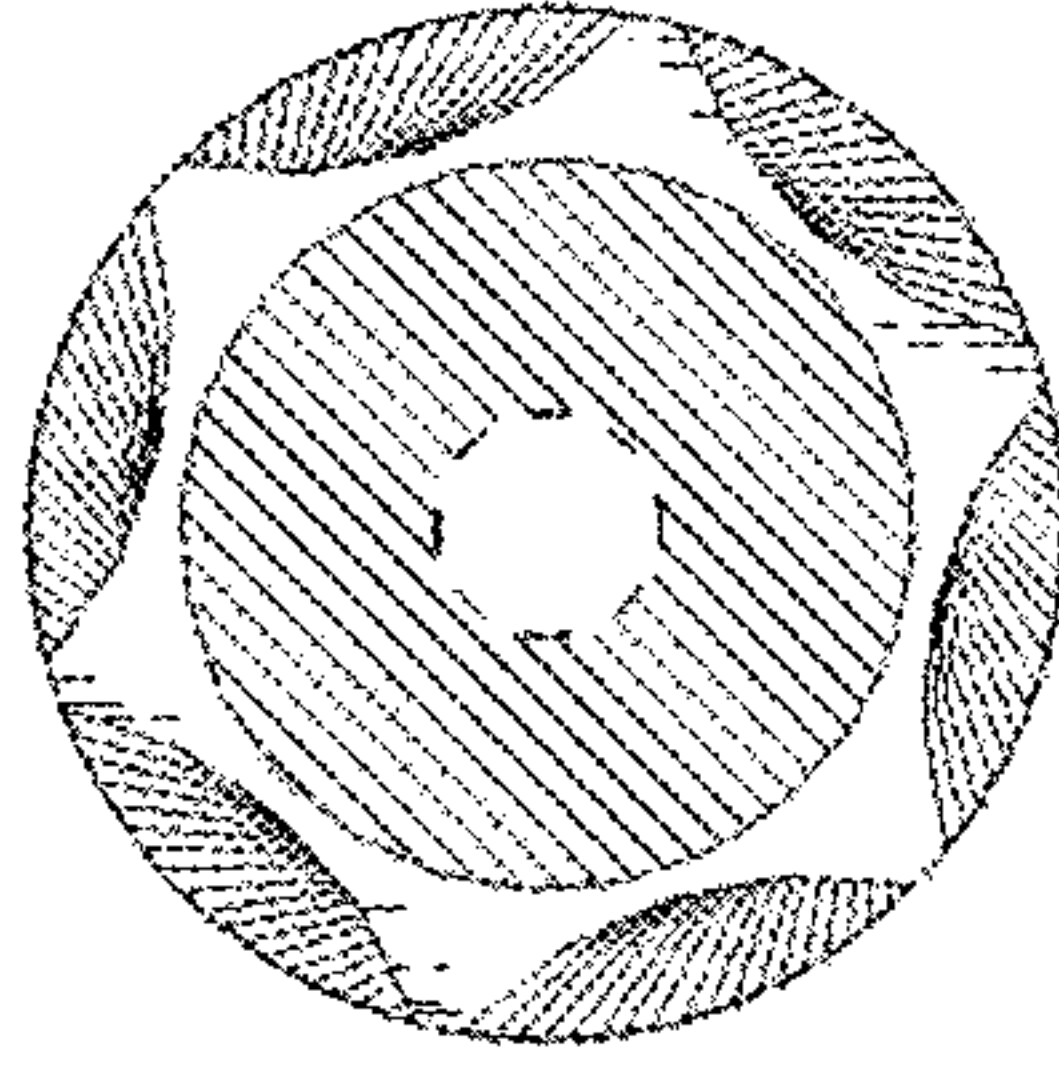


Fig. 3




Fig. 2