



US00D790526S

(12) **United States Design Patent**
Babichenko

(10) **Patent No.:** **US D790,526 S**
(45) **Date of Patent:** **** Jun. 27, 2017**

(54) **MOBILE PHONE CASE**

(71) Applicant: **Pavel Babichenko**, Eagle, ID (US)

(72) Inventor: **Pavel Babichenko**, Eagle, ID (US)

(**) Term: **15 Years**

(21) Appl. No.: **29/553,573**

(22) Filed: **Feb. 3, 2016**

Related U.S. Application Data

(63) Continuation-in-part of application No. 29/506,603, filed on Oct. 17, 2014, now abandoned.

(51) **LOC (10) Cl.** **14-03**

(52) **U.S. Cl.**
USPC **D14/250**

(58) **Field of Classification Search**
USPC D14/238.1, 440, 203.3–203.7, 217, 240, D14/447, 250, 248, 251–253; D3/201, D3/218, 247, 269, 273, 301, 303; D13/103, 107–108, 119
CPC H04B 1/3888; H04M 1/0283; H04M 1/0202; A45C 1/06; A45C 2011/002; A45C 11/00; A45C 13/02; A45F 2005/026; A45F 2200/0525; A45F 2200/0516

See application file for complete search history.

(56) **References Cited**

U.S. PATENT DOCUMENTS

D600,908 S * 9/2009 Richardson D3/218
D638,828 S * 5/2011 Melanson D14/250
D638,829 S * 5/2011 Melanson D14/250
D651,201 S * 12/2011 Fathollahi D14/250
D673,545 S * 1/2013 Magness D14/250
D673,569 S * 1/2013 Smith D14/250
D681,613 S * 5/2013 Magness D14/238.1

D681,623 S * 5/2013 Chang D14/250
D695,744 S * 12/2013 Weller D14/440
D698,343 S * 1/2014 Chang D14/250
D702,672 S * 4/2014 Mather D14/250
D710,346 S * 8/2014 Smith D14/250
D714,274 S * 9/2014 Jung D14/250
D715,052 S * 10/2014 Fair D3/301
D718,316 S * 11/2014 Veltz D14/440
D721,358 S * 1/2015 Pickett D14/250
D725,117 S * 3/2015 Melanson D14/440
D729,253 S * 5/2015 Nyholm D14/440
D737,259 S * 8/2015 Choi D14/248
D756,340 S * 5/2016 Babichenko D14/250
D761,780 S * 7/2016 Nguyen D14/250
D772,858 S * 11/2016 Hu D14/250
D776,098 S * 1/2017 Poon D14/250
D778,273 S * 2/2017 Kim D14/250

(Continued)

Primary Examiner — Carla Jobe Wright

(74) *Attorney, Agent, or Firm* — Law Office of Ilya Libenzon

(57) **CLAIM**

What is claimed is the ornamental design for a mobile phone case, as shown and described.

DESCRIPTION

FIG. 1 is a perspective front view of a mobile phone case showing my new design;
FIG. 2 is a perspective rear view of the mobile phone case of FIG. 1;
FIG. 3 is a front view of the mobile phone case of FIG. 1;
FIG. 4 is a rear view of the mobile phone case of FIG. 1;
FIG. 5 is a left-side view of the mobile phone case of FIG. 1;
FIG. 6 is a right-side view of the mobile phone case of FIG. 1;
FIG. 7 is a top view of the mobile phone case of FIG. 1; and, FIG. 8 is a bottom view of the mobile phone case of FIG. 1.

1 Claim, 7 Drawing Sheets



(56)

References Cited

U.S. PATENT DOCUMENTS

2012/0018323 A1* 1/2012 Johnson H04B 1/3888
206/320
2015/0097009 A1* 4/2015 Burgess A45C 11/00
224/191

* cited by examiner

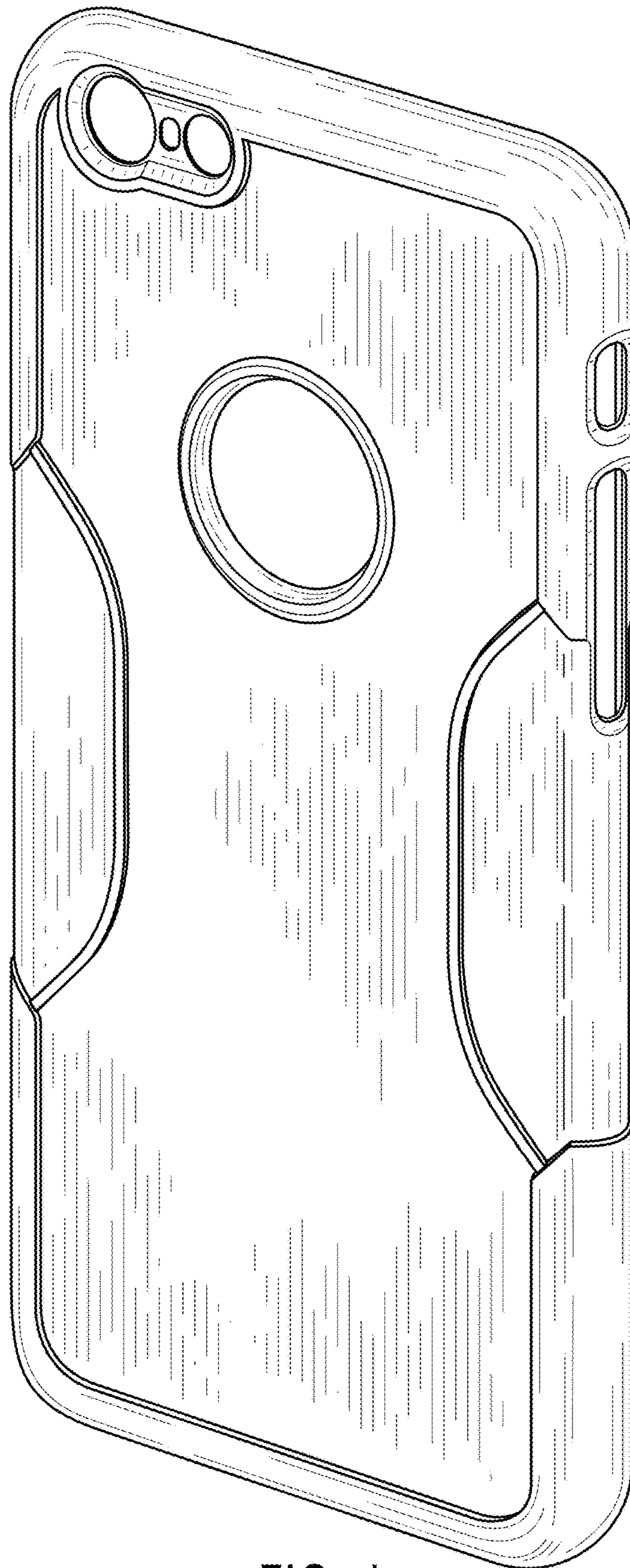


FIG. 1

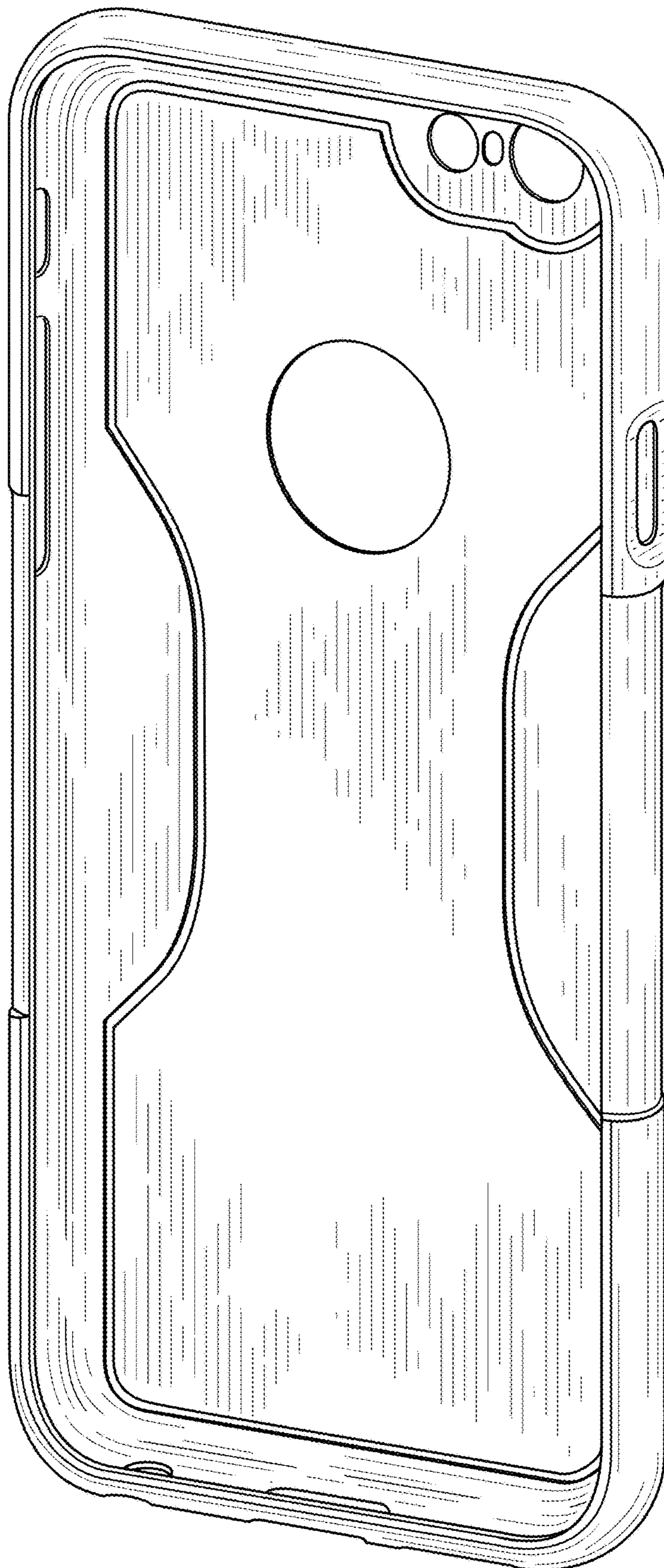


FIG. 2

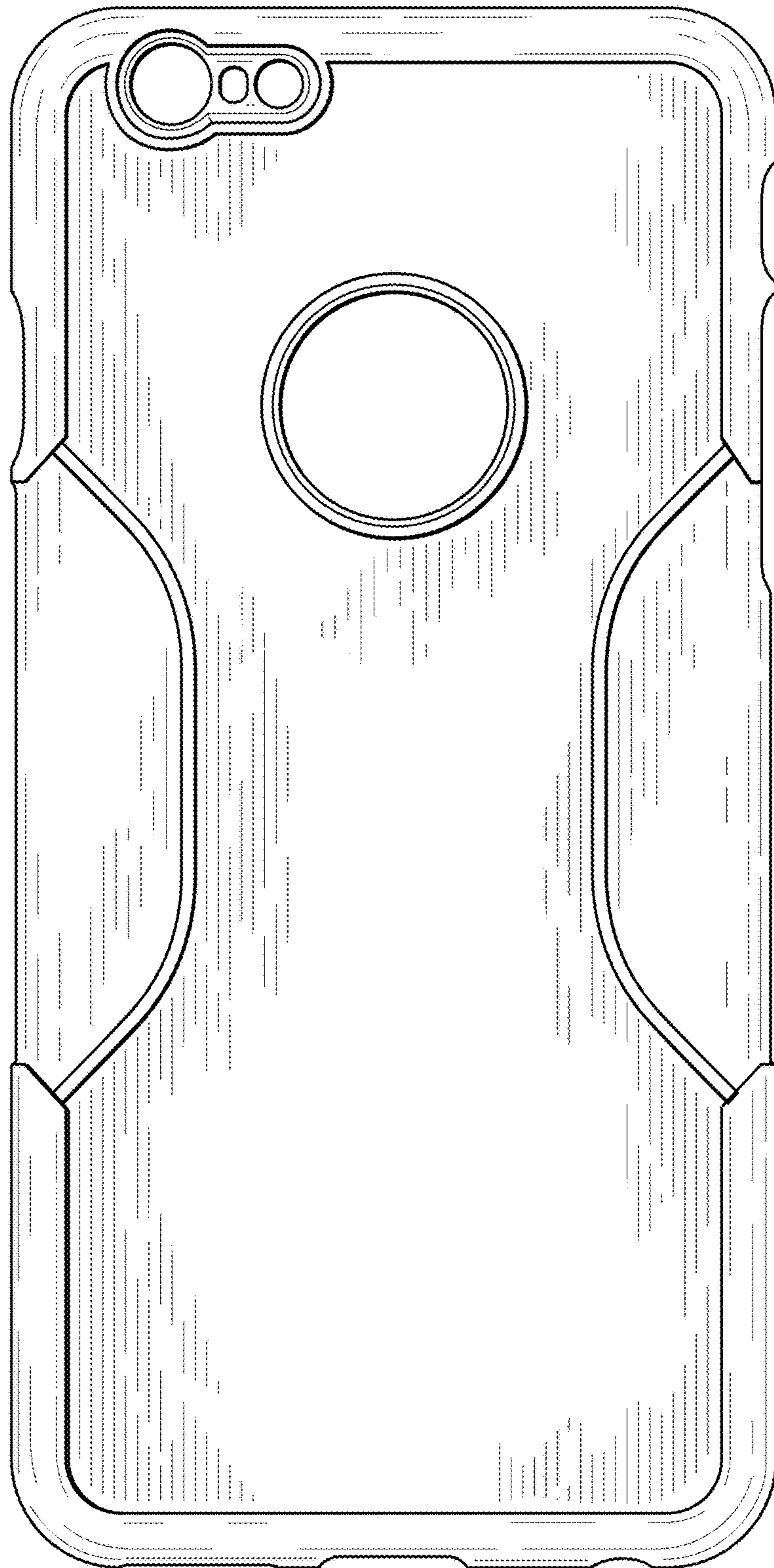


FIG. 3

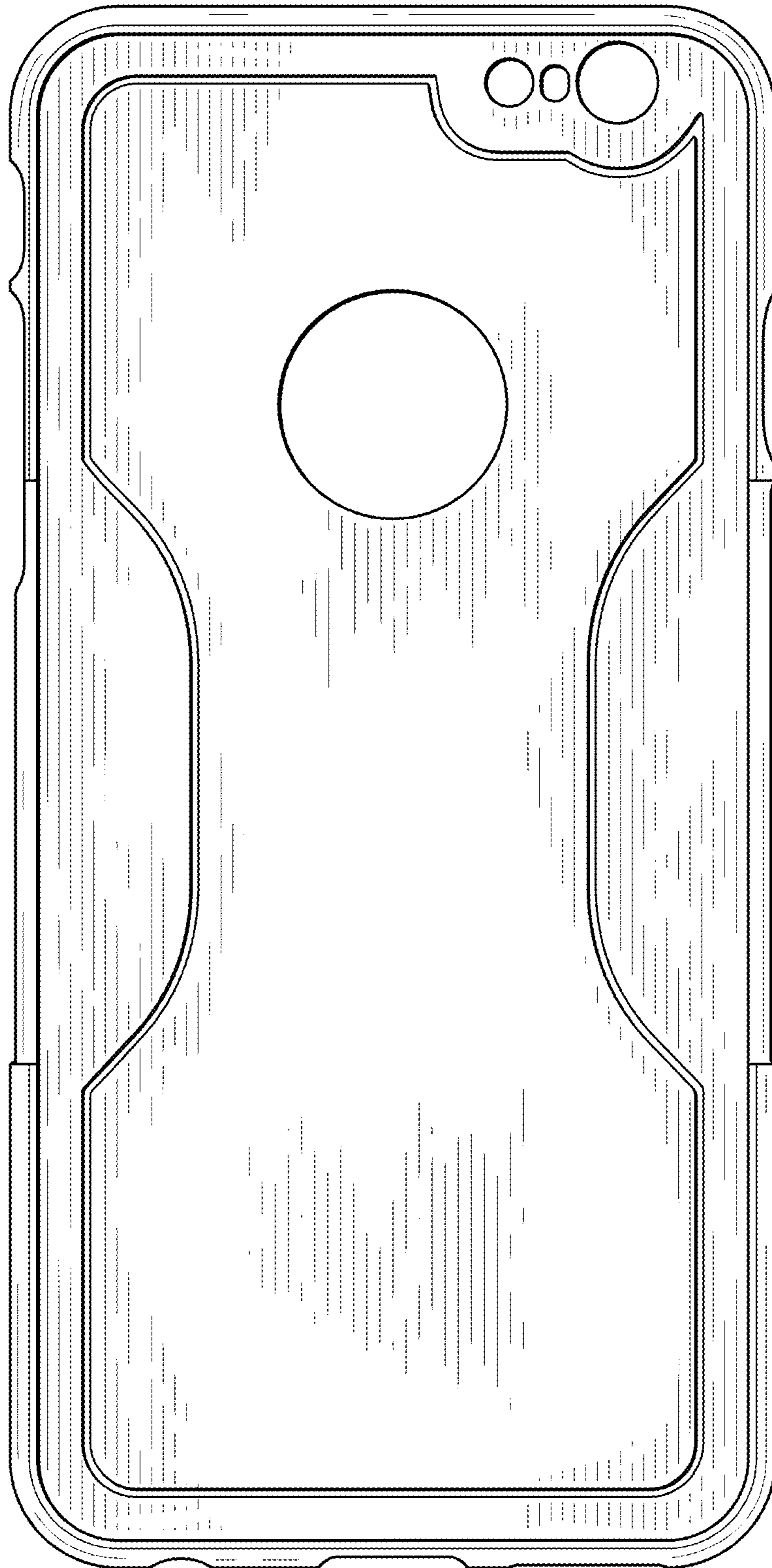


FIG. 4




FIG. 5

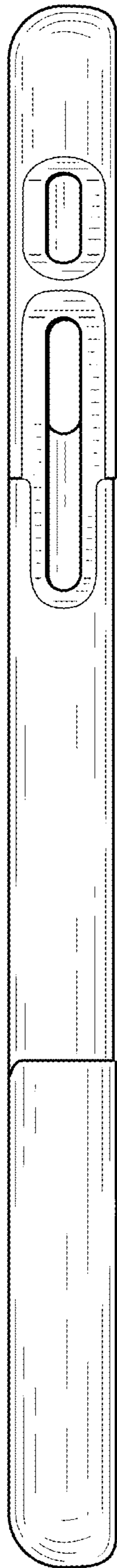


FIG. 6

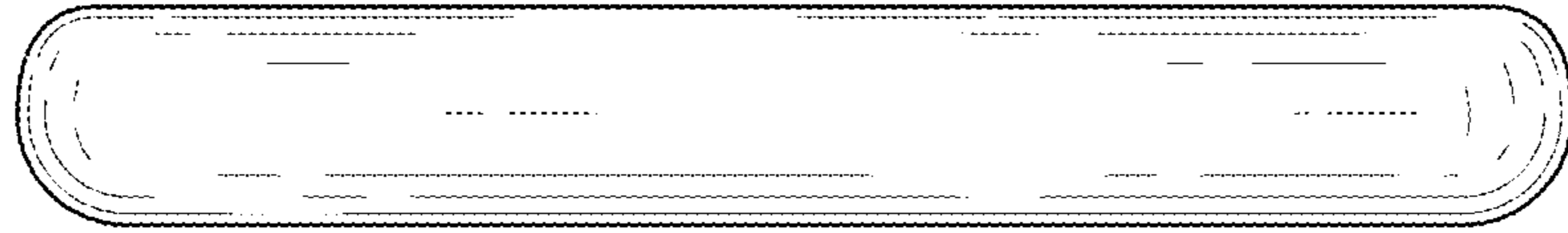


FIG. 7

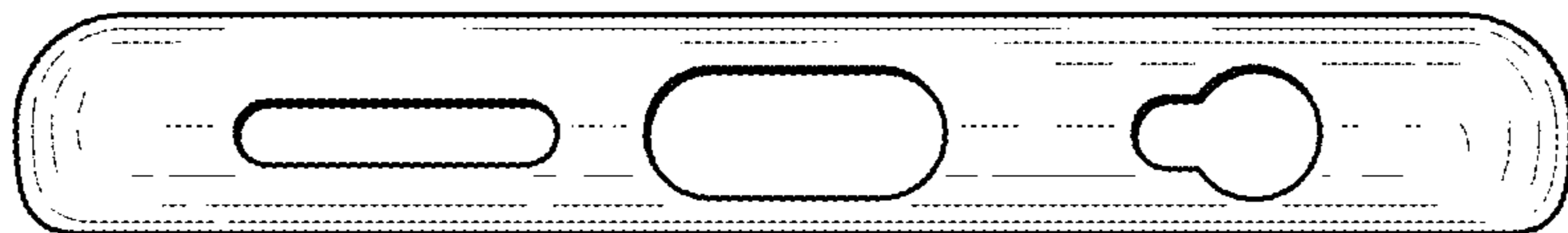


FIG. 8