



US00D790525S

(12) **United States Design Patent**
Kellogg

(10) **Patent No.:** **US D790,525 S**
(45) **Date of Patent:** **** Jun. 27, 2017**

(54) **PROTECTIVE COVER FOR AN ELECTRONIC COMMUNICATIONS DEVICE**

(71) Applicant: **cradl, ltd.**, Boulder, CO (US)

(72) Inventor: **Sue Kellogg**, Longmont, CO (US)

(73) Assignee: **cradl, ltd.**, Boulder, CO (US)

(**) Term: **15 Years**

(21) Appl. No.: **29/544,757**

(22) Filed: **Nov. 5, 2015**

Related U.S. Application Data

(63) Continuation of application No. 14/632,927, filed on Feb. 26, 2015, now Pat. No. 9,300,768.

(51) **LOC (10) Cl.** **14-03**

(52) **U.S. Cl.**
USPC **D14/250**

(58) **Field of Classification Search**
USPC D14/238.1, 248, 440, 203.3–203.7, 217, D14/240, 251–253, 447, 496, 250; D3/201, 218, 247, 269, 273, 301, 303; D13/103, 107–108, 119
CPC H04B 1/3888; H04M 1/0283; H04M 1/0202; A45C 1/06; A45C 2011/002; A45C 11/00; A45C 13/02; A45F 2005/026; A45F 2200/0525; A45F 2200/0516

See application file for complete search history.

(56) **References Cited**

U.S. PATENT DOCUMENTS

D508,182 S * 8/2005 Colonello D6/601
D574,836 S * 8/2008 Koh D14/440
D632,682 S * 2/2011 Fahrendorff D14/250
D646,672 S * 10/2011 Fathollahi D14/250
D654,043 S * 2/2012 Pan D14/138 AA
D668,660 S * 10/2012 Norfolk D14/440

D671,932 S * 12/2012 Azoulay D14/250
D685,360 S * 7/2013 Chen D14/250
D685,785 S * 7/2013 Seoc D14/353
D687,427 S * 8/2013 Peterson D14/250
D704,684 S * 5/2014 Yeh D14/248
D706,256 S * 6/2014 Ward D14/250

(Continued)

OTHER PUBLICATIONS

U.S. Appl. No. 14/632,927, filed Feb. 26, 2015, Watt et al.

(Continued)

Primary Examiner — Carla Jobe Wright

(74) *Attorney, Agent, or Firm* — Sheridan Ross P.C.

(57) **CLAIM**

The ornamental design for a protective cover for an electronic communications device, as shown and described.

DESCRIPTION

FIG. 1 is a front perspective view of a protective cover for an electronic communications device, showing my new design;

FIG. 2 is a front elevation view of the protective cover illustrated in FIG. 1;

FIG. 3 is a rear elevation view of the protective cover illustrated in FIG. 1;

FIG. 4 is a left-side elevation view of the protective cover illustrated in FIG. 1;

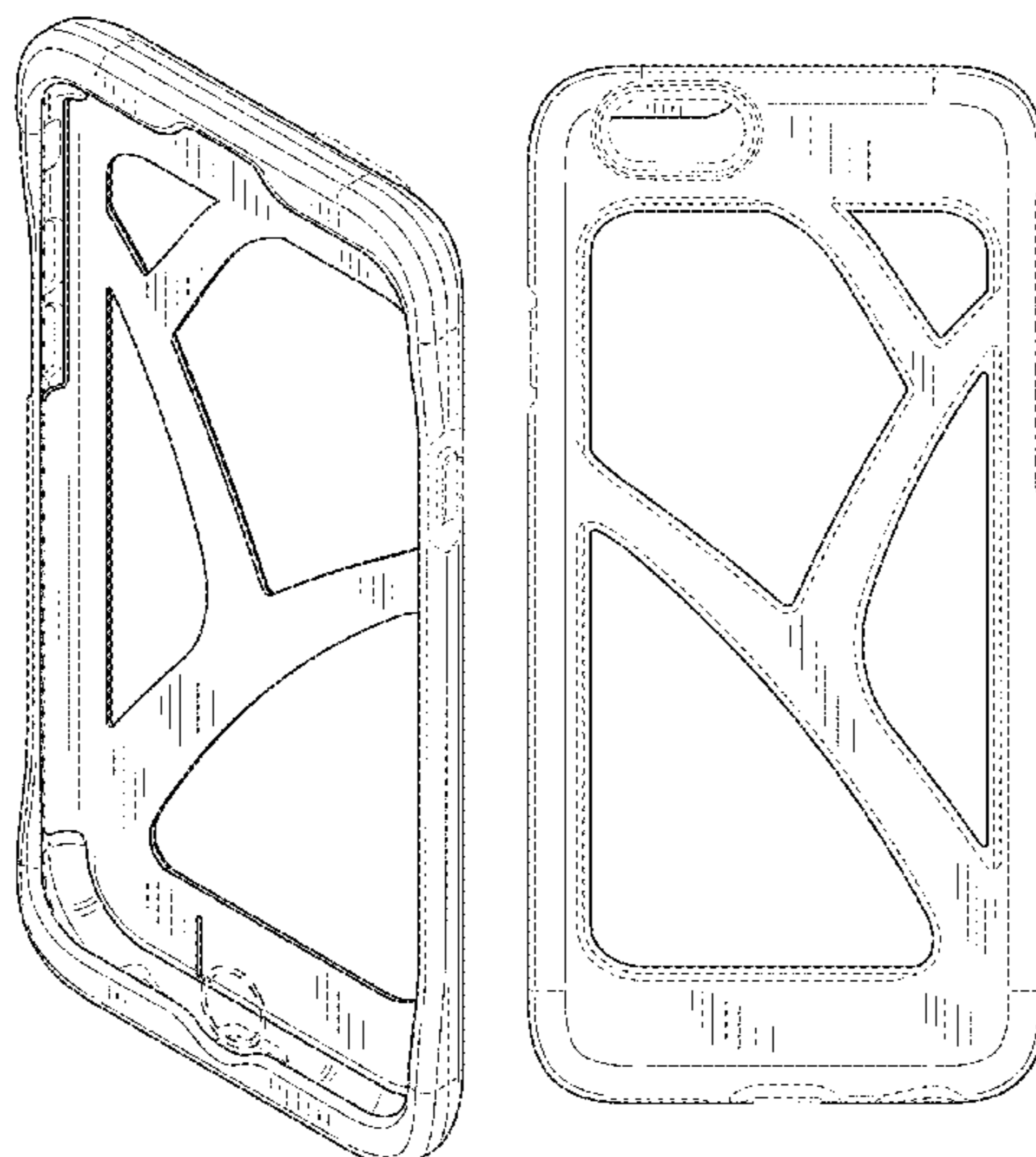
FIG. 5 is a right-side elevation view of the protective cover illustrated in FIG. 1;

FIG. 6 is a top view of the protective cover illustrated in FIG. 1; and,

FIG. 7 is a bottom plan view of the protective cover illustrated in FIG. 1.

The broken lines depict portions of the protective cover for an electronic communications device that form no part of the claimed design. The unshaded surfaces bounded by the broken lines form no part of the claimed design.

1 Claim, 4 Drawing Sheets



(56)

References Cited

U.S. PATENT DOCUMENTS

D708,895 S * 7/2014 Hoyord D7/388
 D712,389 S * 9/2014 Namminga D14/250
 D716,280 S * 10/2014 Macrina D14/250
 D718,290 S * 11/2014 Whitten D14/250
 D725,116 S * 3/2015 Li D14/440
 D733,154 S * 6/2015 Armstrong D14/440
 D737,522 S * 8/2015 Lavigne D28/76
 D742,868 S * 11/2015 Odhwani D14/250
 D742,869 S * 11/2015 Odhwani D14/250
 9,300,768 B1 * 3/2016 Dining A45C 11/00
 D764,451 S * 8/2016 Hung D14/250
 D765,638 S * 9/2016 Gaylord D14/250
 2009/0080153 A1 3/2009 Richardson et al.
 2010/0113111 A1 5/2010 Wong et al.
 2011/0228458 A1 9/2011 Richardson et al.
 2012/0294469 A1 11/2012 Weaver, III
 2012/0325882 A1 12/2012 Tages et al.
 2013/0292269 A1 11/2013 Taes

2013/0292378 A1 11/2013 Tages
 2014/0078671 A1 * 3/2014 Hong H04B 1/3888
 361/679.56
 2014/0315603 A1 10/2014 Fathollahi et al.
 2015/0207911 A1 7/2015 Lin
 2016/0249719 A1 * 9/2016 Dining A45C 11/00

OTHER PUBLICATIONS

U.S. Appl. No. 29/544,754, filed Nov. 5, 2015, Watt.
 U.S. Appl. No. 29/544,756, filed Nov. 5, 2015, Watt.
 Official Action for U.S. Appl. No. 14/632,927, mailed Oct. 27, 2015
 10 pages.
 Notice of Allowance for U.S. Appl. No. 14/632,927, mailed Nov.
 25, 2015 15 pages.
 U.S. Appl. No. 15/043,227, filed Feb. 12, 2016, Dining et al.
 International Search Report and Written Opinion for International
 (PCT) Patent Application No. PCT/US16/19364, mailed May 2,
 2016 8 pages.

* cited by examiner

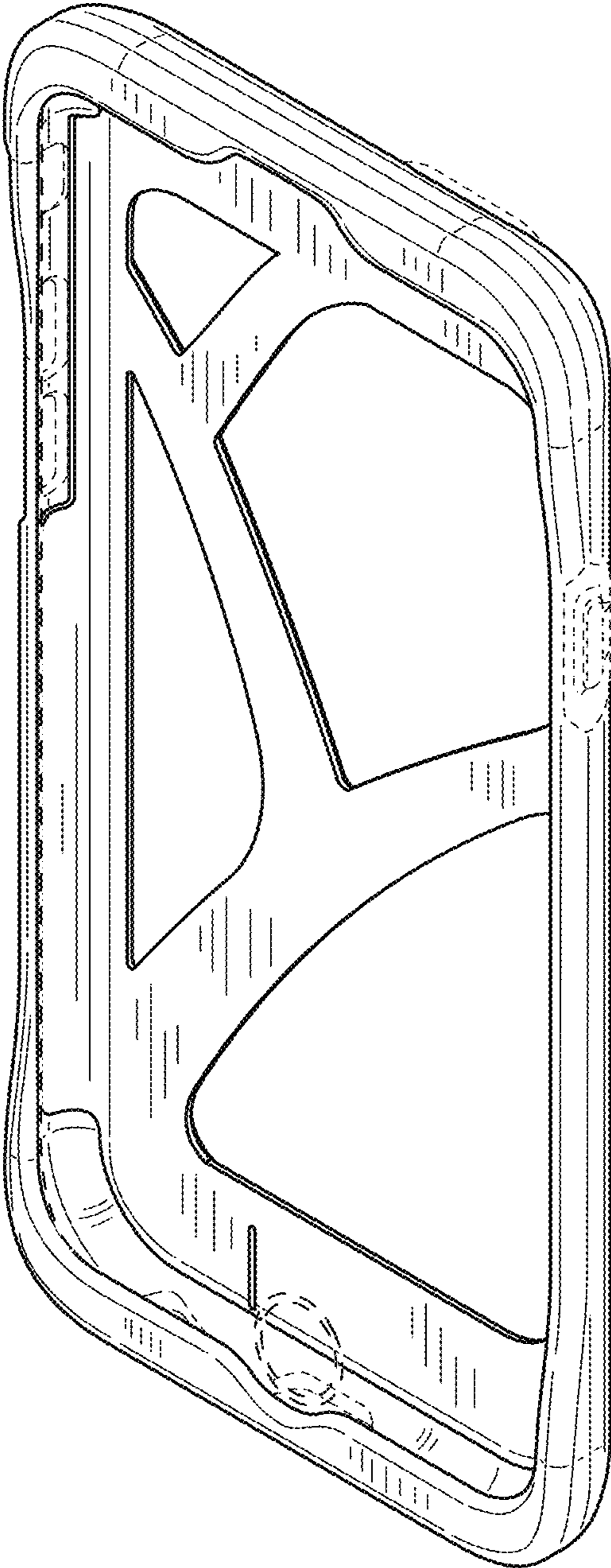


FIG. 1

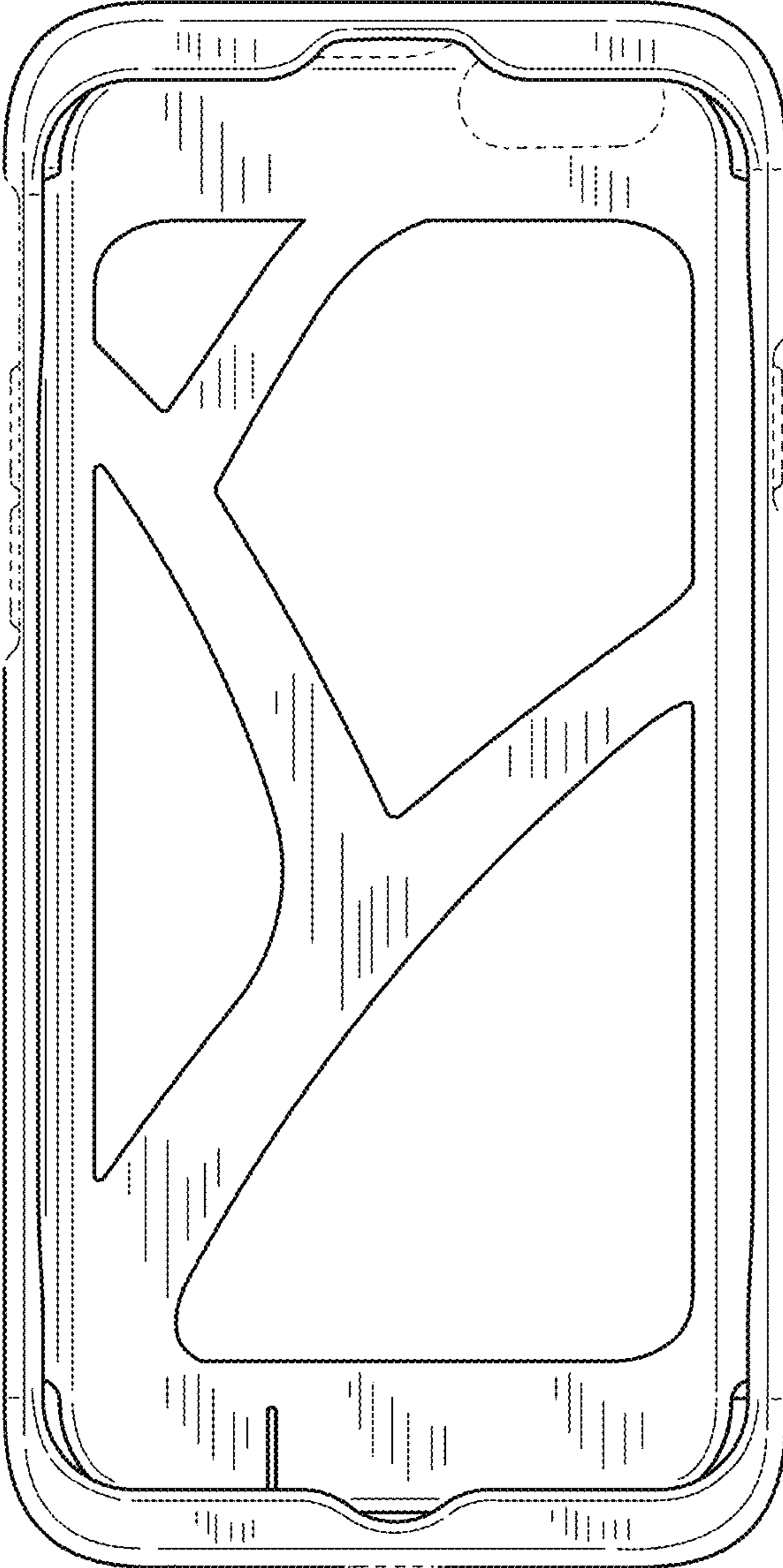


FIG.2

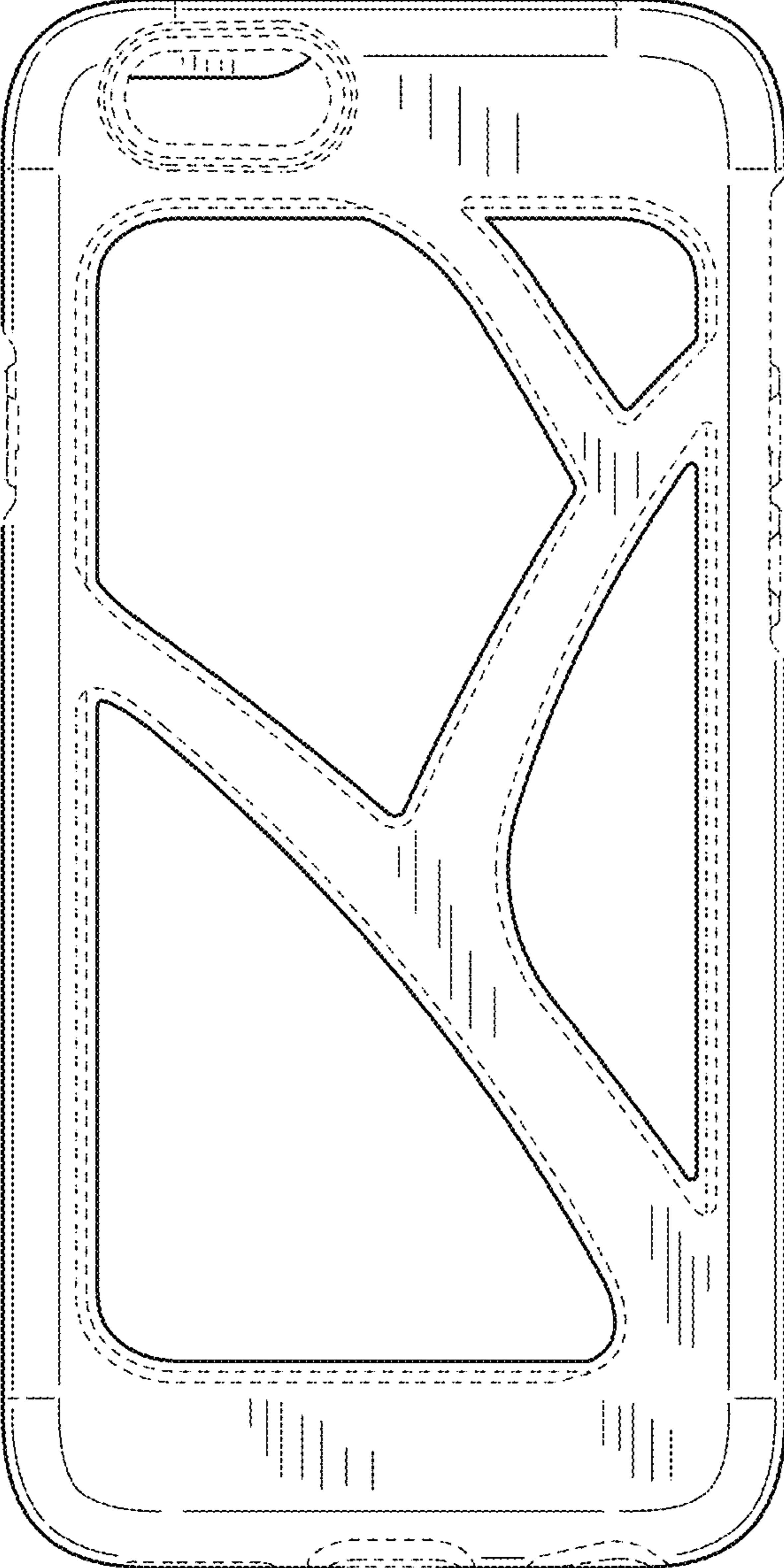


FIG.3




FIG.4




FIG.5



FIG.6

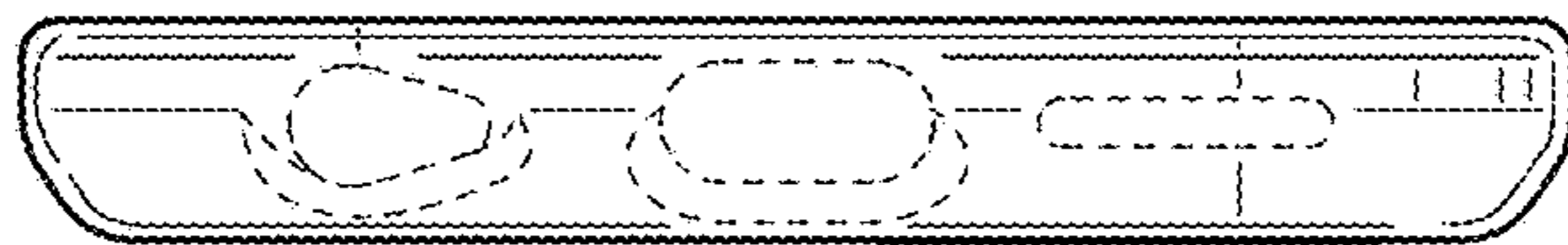


FIG.7