



US00D790524S

(12) **United States Design Patent**
Watt

(10) **Patent No.:** **US D790,524 S**
(45) **Date of Patent:** **** Jun. 27, 2017**

(54) **PROTECTIVE COVER FOR AN
ELECTRONIC COMMUNICATIONS DEVICE**

(71) Applicant: **cradl, ltd.**, Boulder, CO (US)
(72) Inventor: **Erin Joy Watt**, Boulder, CO (US)

(73) Assignee: **cradl, ltd.**, Boulder, CO (US)

(**) Term: **15 Years**

(21) Appl. No.: **29/544,756**

(22) Filed: **Nov. 5, 2015**

Related U.S. Application Data

(63) Continuation-in-part of application No. 14/632,927,
filed on Feb. 26, 2015, now Pat. No. 9,300,768.

(51) **LOC (10) Cl.** **14-03**

(52) **U.S. Cl.**
USPC **D14/250**

(58) **Field of Classification Search**
USPC D14/238.1, 248, 440, 203.3–203.7, 217,
D14/240, 251–253, 447, 496, 250;
D3/201, 218, 247, 269, 273, 301, 303;
D13/103, 107–108, 119
CPC H04B 1/3888; H04M 1/0283; H04M
1/0202; A45C 1/06; A45C 2011/002;
A45C 11/00; A45C 13/02; A45F
2005/026; A45F 2200/0525; A45F
2200/0516

See application file for complete search history.

(56) **References Cited**

U.S. PATENT DOCUMENTS

D331,922 S * 12/1992 Gloton D14/437
D501,849 S * 2/2005 Widiaman D14/248
D508,182 S * 8/2005 Colonello D6/601
D524,806 S * 7/2006 Eguchi D14/248
D593,635 S * 6/2009 Fitzpatrick D22/108
D606,533 S * 12/2009 de Jong D14/250

D607,445 S * 1/2010 Ferrari D14/250
D634,313 S * 3/2011 Fitzpatrick D14/250
D655,699 S * 3/2012 Bau D14/250
D671,932 S * 12/2012 Azoulay D14/250
D674,801 S * 1/2013 Wharram D13/102
D685,776 S * 7/2013 Bau D14/250

(Continued)

OTHER PUBLICATIONS

U.S. Appl. No. 14/632,927, filed Feb. 26, 2015, Watt et al.

(Continued)

Primary Examiner — Carla Jobe Wright

(74) *Attorney, Agent, or Firm* — Sheridan Ross P.C.

(57) **CLAIM**

The ornamental design for a protective cover for an elec-
tronic communications device, as shown and described.

DESCRIPTION

FIG. 1 is a front perspective view of a protective cover for
an electronic communications device, showing my new
design;

FIG. 2 is a front elevation view of the protective cover
illustrated in FIG. 1;

FIG. 3 is a rear elevation view of the protective cover
illustrated in FIG. 1;

FIG. 4 is a left-side elevation view of the protective cover
illustrated in FIG. 1;

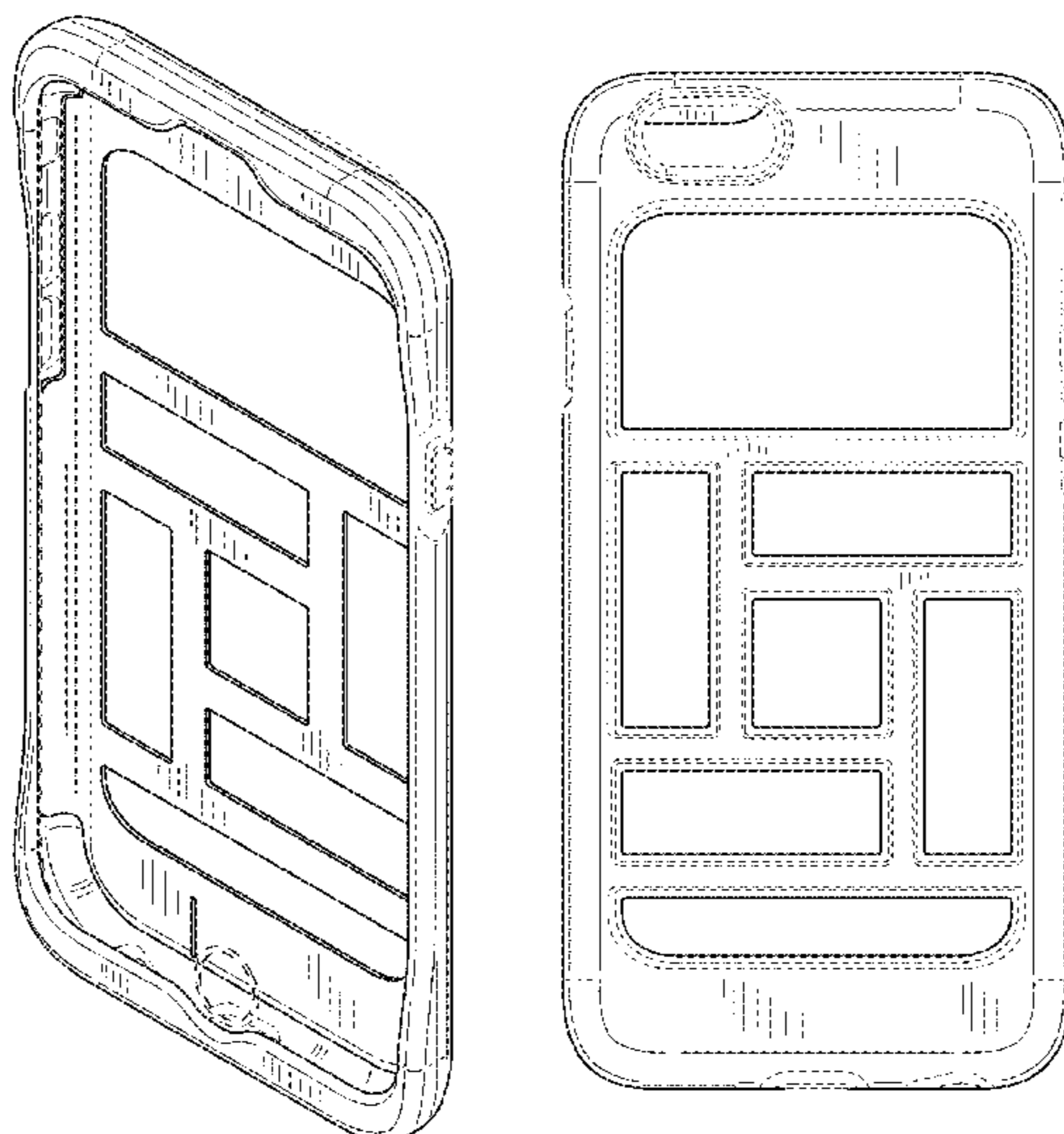
FIG. 5 is a right-side elevation view of the protective cover
illustrated in FIG. 1;

FIG. 6 is a top view of the protective cover illustrated in FIG.
1; and,

FIG. 7 is a bottom plan view of the protective cover
illustrated in FIG. 1.

The broken lines depict portions of the protective cover for
an electronic communications device that form no part of the
claimed design. The unshaded surfaces bounded by the
broken lines form no part of the claimed design.

1 Claim, 4 Drawing Sheets



(56)

References Cited

U.S. PATENT DOCUMENTS

D689,851 S * 9/2013 Chang D14/250
 D703,648 S * 4/2014 Magness D14/250
 D707,683 S * 6/2014 Nam-Su D14/440
 D723,017 S * 2/2015 Song D14/250
 D726,169 S * 4/2015 Powell D14/250
 D735,174 S * 7/2015 Wengreen D14/238
 D737,522 S * 8/2015 Lavigne D28/76
 D742,868 S * 11/2015 Odhwani D14/250
 D742,869 S * 11/2015 Odhwani D14/250
 9,300,768 B1 * 3/2016 Dining A45C 11/00
 D755,188 S * 5/2016 Burmester D14/440
 D765,638 S * 9/2016 Gaylord D14/250
 2009/0080153 A1 3/2009 Richardson et al.
 2010/0113111 A1 5/2010 Wong et al.
 2011/0228458 A1 9/2011 Richardson et al.
 2012/0294469 A1 11/2012 Weaver, III
 2012/0325882 A1 12/2012 Tages et al.
 2013/0292269 A1 11/2013 Tages

2013/0292378 A1 11/2013 Tages
 2014/0078671 A1 * 3/2014 Hong H04B 1/3888
 361/679.56
 2014/0315603 A1 10/2014 Fathollahi et al.
 2015/0207911 A1 7/2015 Lin
 2016/0249719 A1 * 9/2016 Dining A45C 11/00

OTHER PUBLICATIONS

U.S. Appl. No. 29/544,754, filed Nov. 5, 2015, Watt.
 U.S. Appl. No. 29/544,757, filed Nov. 5, 2015, Kellog.
 Official Action for U.S. Appl. No. 14/632,927, mailed Oct. 27, 2015
 10 pages.
 Notice of Allowance for U.S. Appl. No. 14/632,927, mailed Nov.
 25, 2015 15 pages.
 U.S. Appl. No. 15/043,227, filed Feb. 12, 2016, Dining et al.
 International Search Report and Written Opinion for International
 (PCT) Patent Application No. PCT/US16/19364, mailed May 2,
 2016 8 pages.

* cited by examiner




FIG. 1

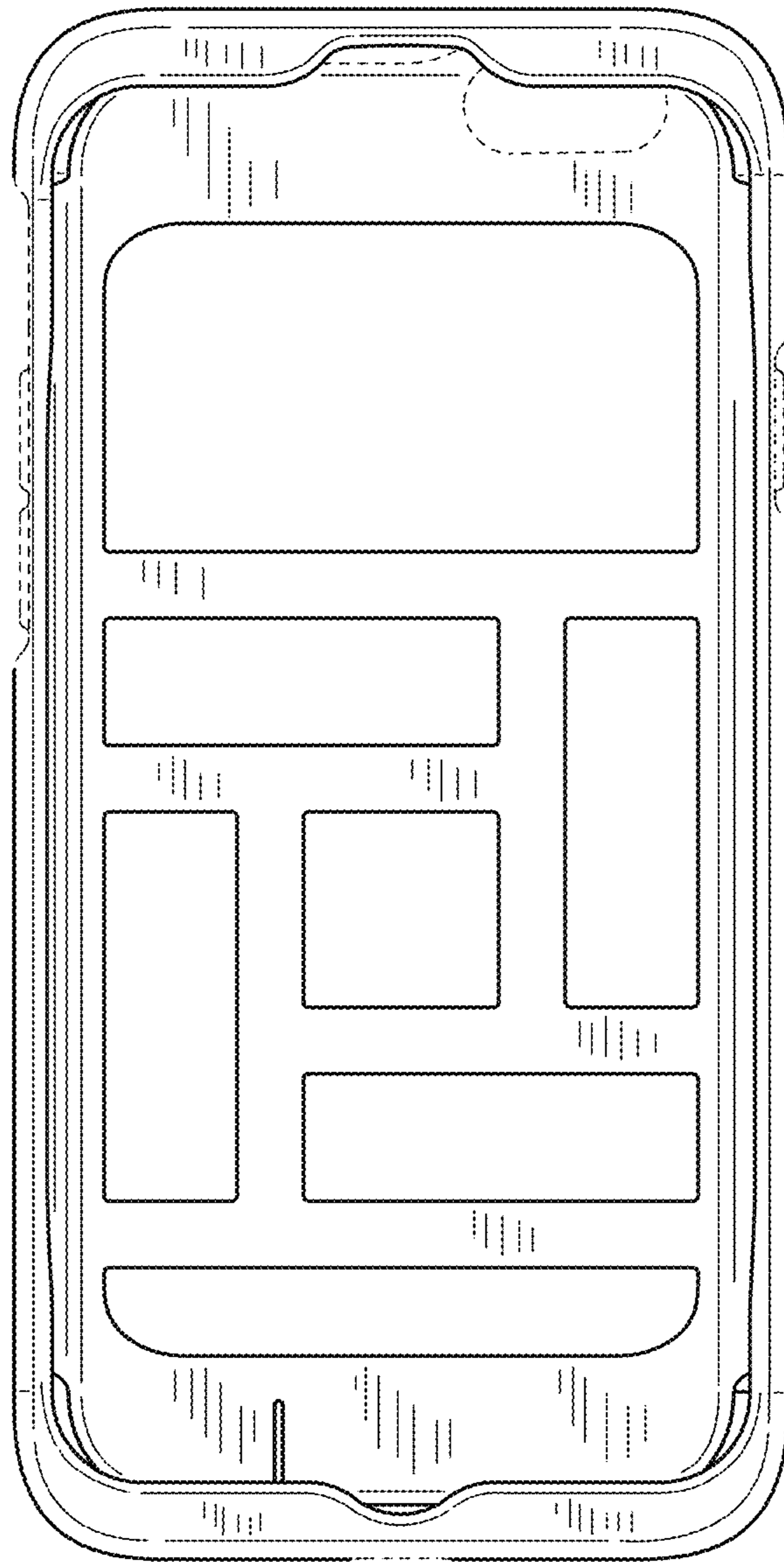


FIG.2

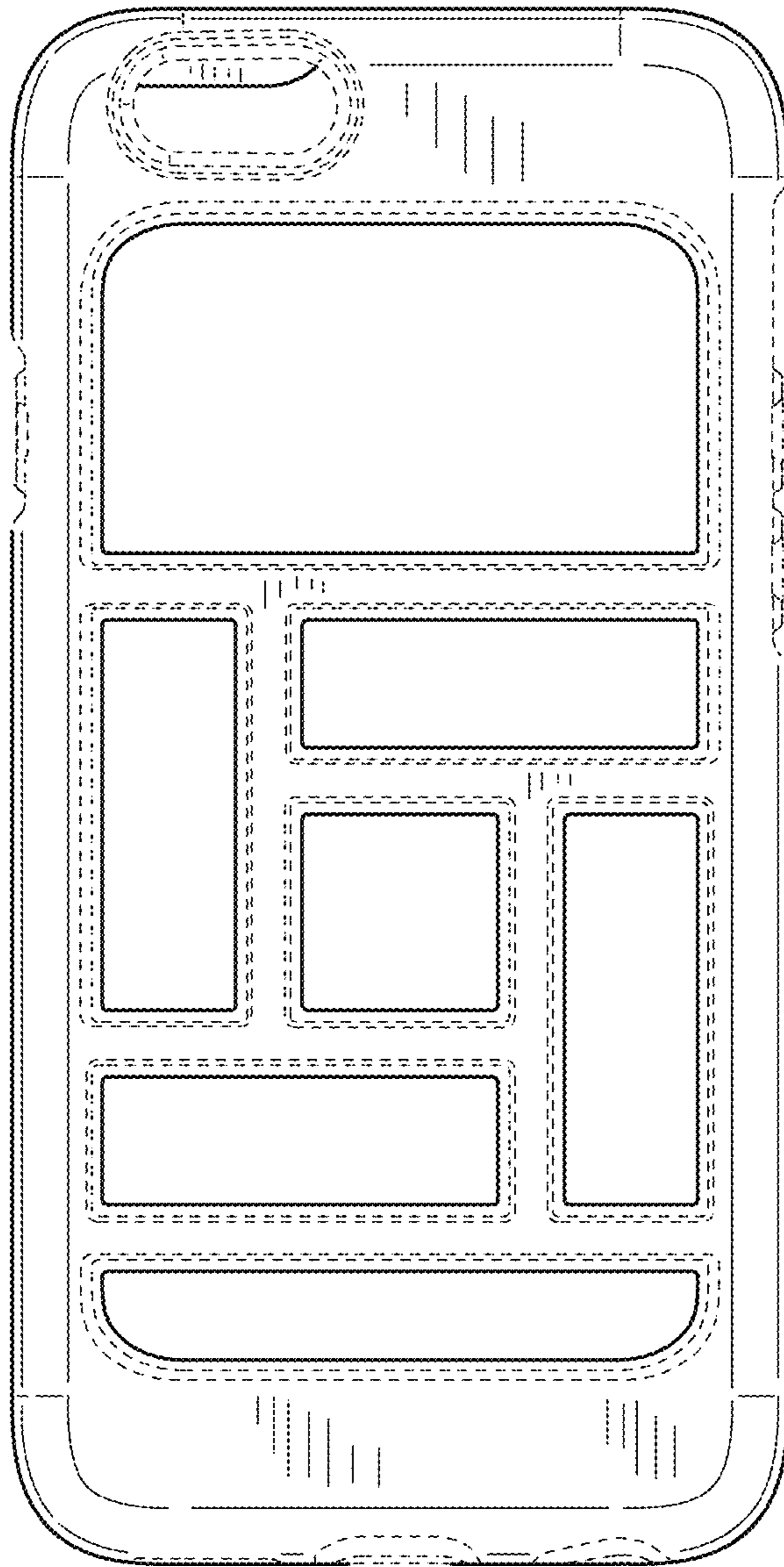


FIG.3

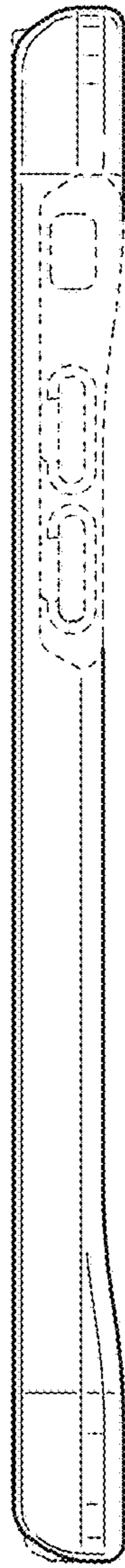


FIG. 4

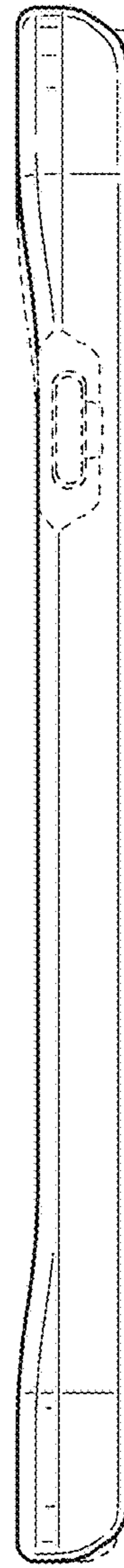


FIG. 5




FIG. 6

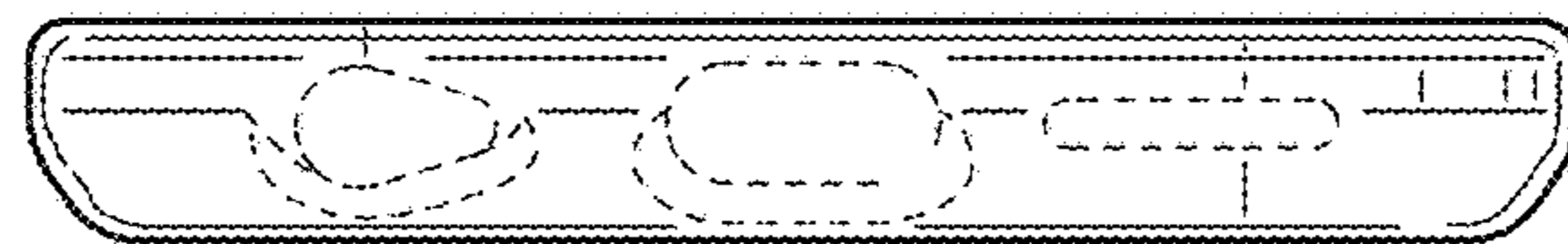


FIG. 7