



US00D790492S

(12) **United States Design Patent**
Chaivoraporn et al.

(10) **Patent No.:** **US D790,492 S**

(45) **Date of Patent:** **** Jun. 27, 2017**

(54) **ELECTRONIC DEVICE**

D777,100 S * 1/2017 Price D13/103
D777,103 S * 1/2017 Park D13/108

(71) Applicants: **Pradenan Chaivoraporn**, Bangkok (TH); **Nattapon Chaimanonart**, Lake Oswego, OR (US); **Nabyl Bennouri**, Tualatin, OR (US); **Jie Lian**, Beaverton, OR (US)

* cited by examiner

Primary Examiner — Lakiya Rogers
Assistant Examiner — Harold E Blackwell, II

(72) Inventors: **Pradenan Chaivoraporn**, Bangkok (TH); **Nattapon Chaimanonart**, Lake Oswego, OR (US); **Nabyl Bennouri**, Tualatin, OR (US); **Jie Lian**, Beaverton, OR (US)

(57) **CLAIM**

The ornamental design of an electronic device, substantially as shown and described.

(73) Assignee: **Ultra, Inc.**, Beaverton, OR (US)

(**) Term: **14 Years**

DESCRIPTION

(21) Appl. No.: **29/492,354**

(22) Filed: **May 30, 2014**

(51) **LOC (10) Cl.** **13-99**

(52) **U.S. Cl.**
USPC **D13/184**

(58) **Field of Classification Search**
USPC D13/184
CPC Y02T 90/12; Y02T 90/14
See application file for complete search history.

FIG. 1 is a front perspective view of an electronic device in accordance with the present invention;
FIG. 2 is a rear perspective view of the electronic device in FIG. 1;
FIG. 3 is a front view thereof;
FIG. 4 is a rear view thereof;
FIG. 5 is a right side view thereof;
FIG. 6 is a left side view thereof;
FIG. 7 is a top view thereof; and,
FIG. 8 is a bottom view thereof.


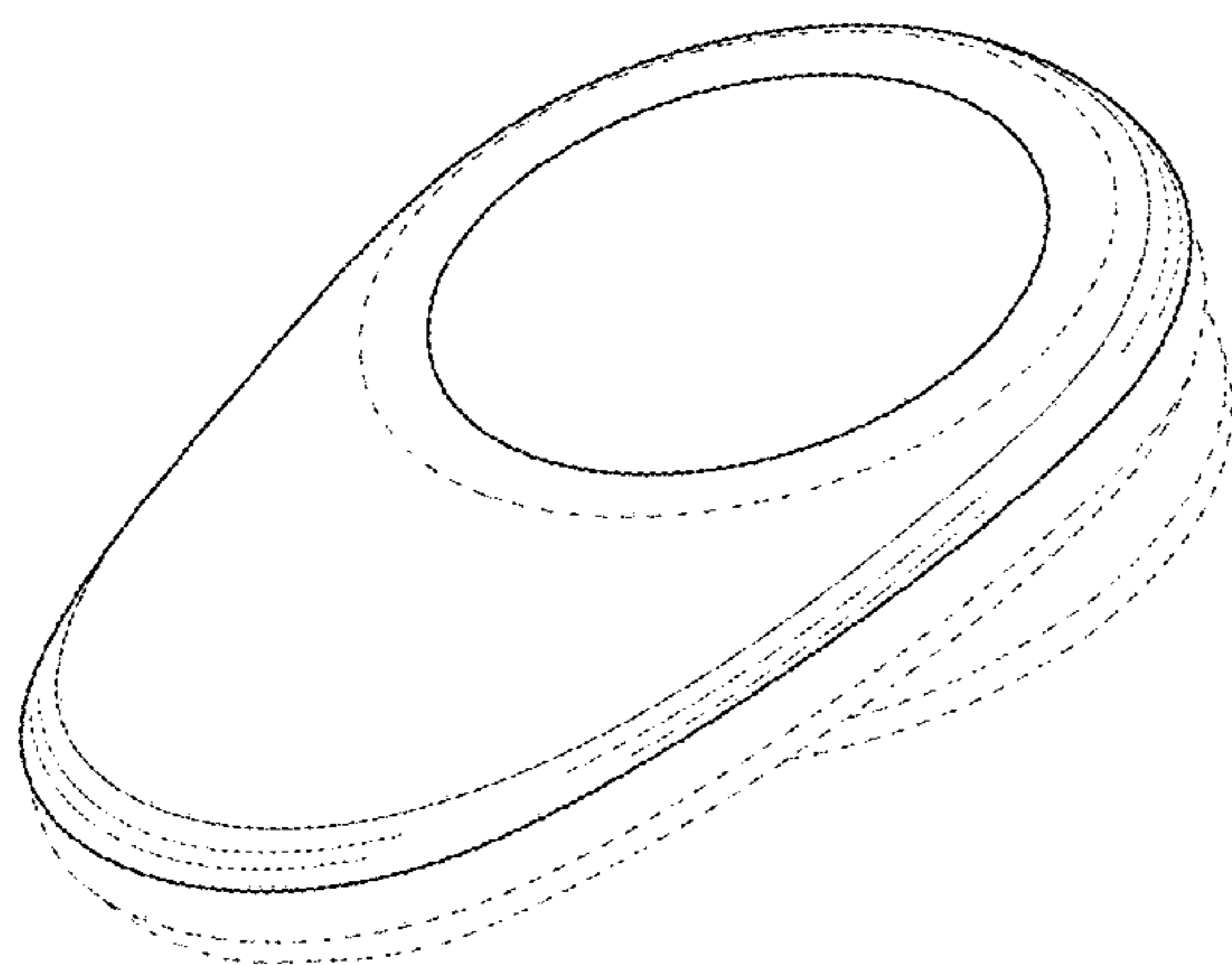
The broken lines showing the remainder of the electronic device are directed to the environment. None of the broken lines form a part of the claimed design.

(56) **References Cited**

U.S. PATENT DOCUMENTS

D661,668 S * 6/2012 Rose D13/184
D774,455 S * 12/2016 Kim D13/108

1 Claim, 2 Drawing Sheets



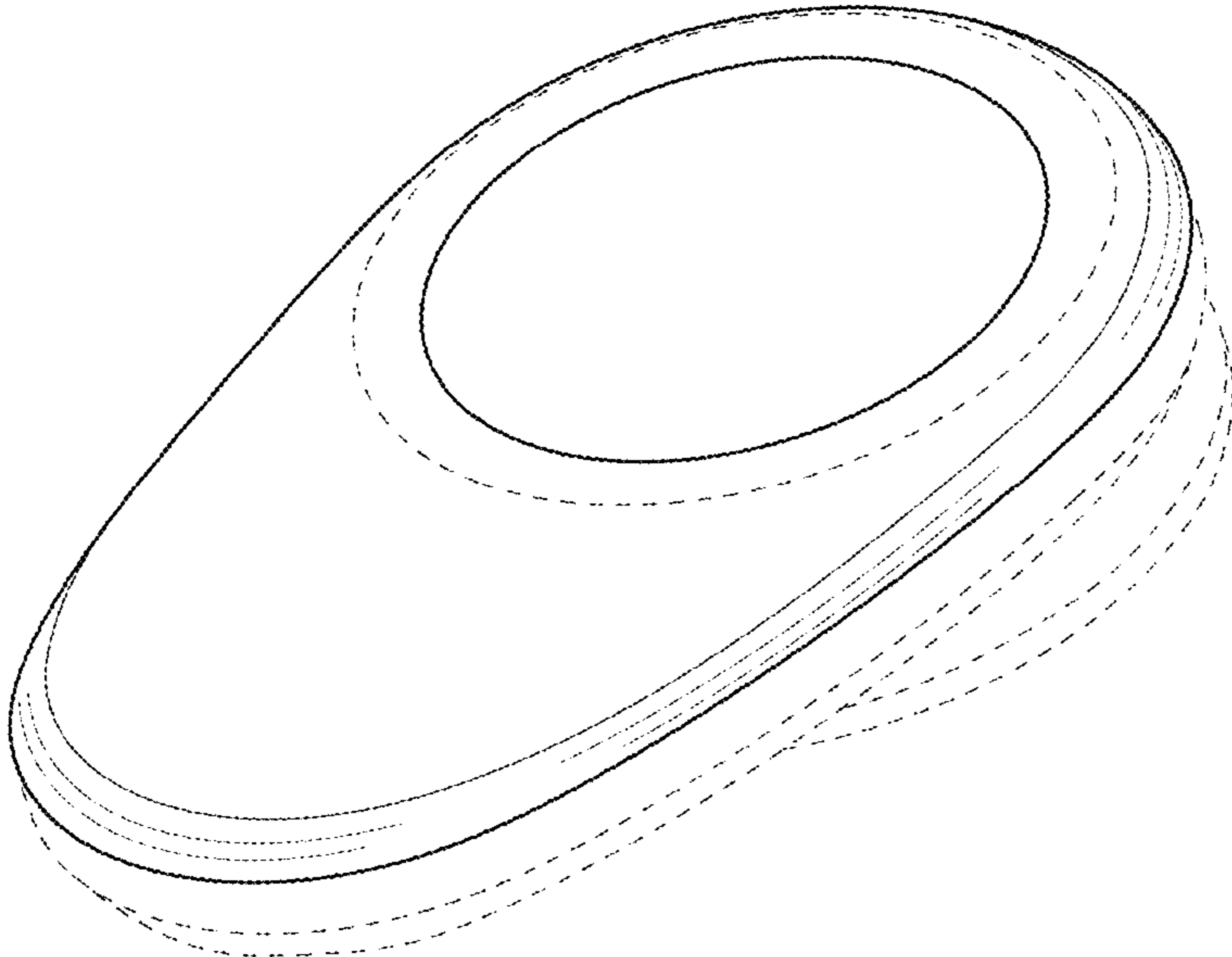


Fig. 1



Fig. 2

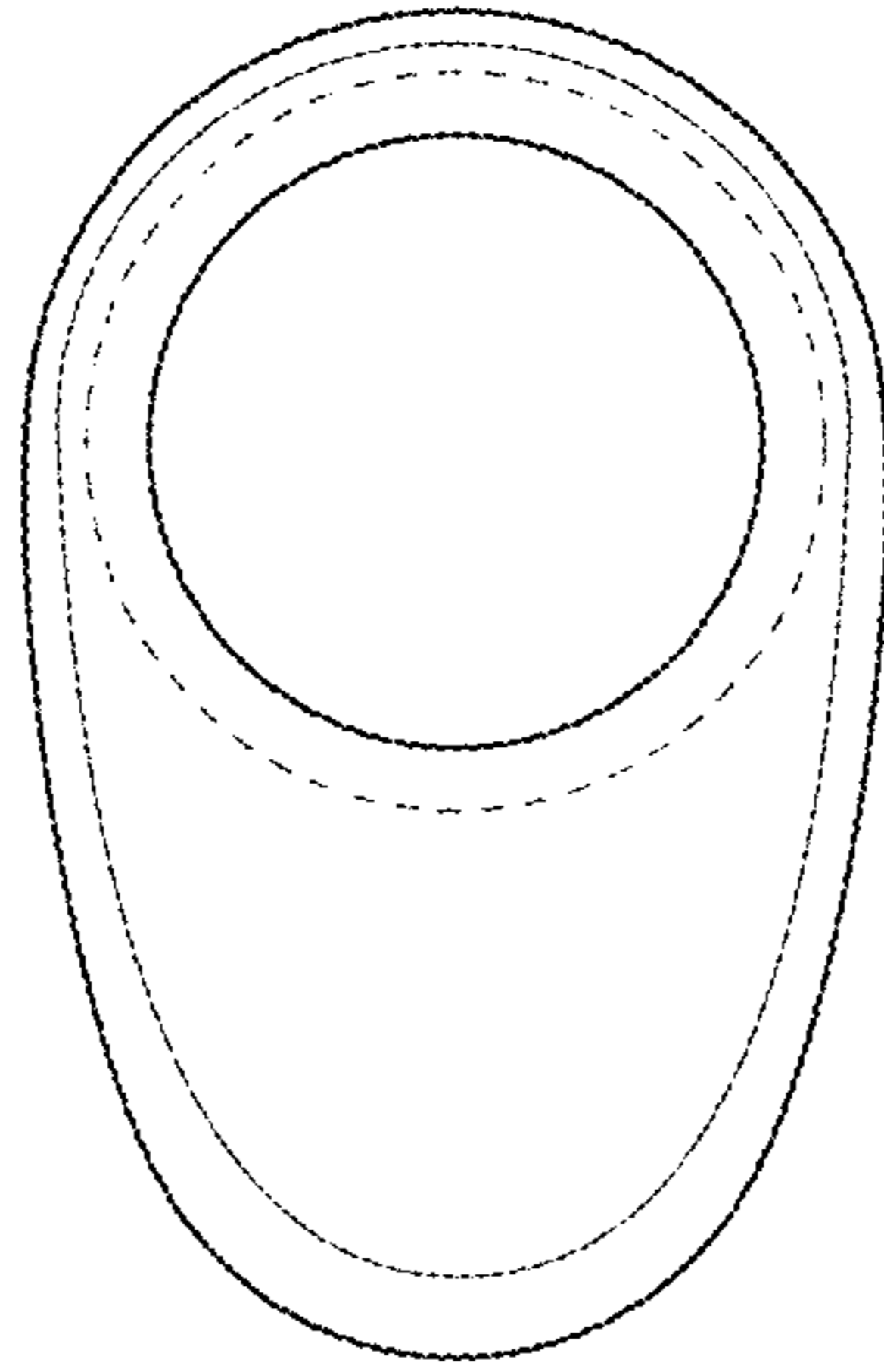


Fig. 3

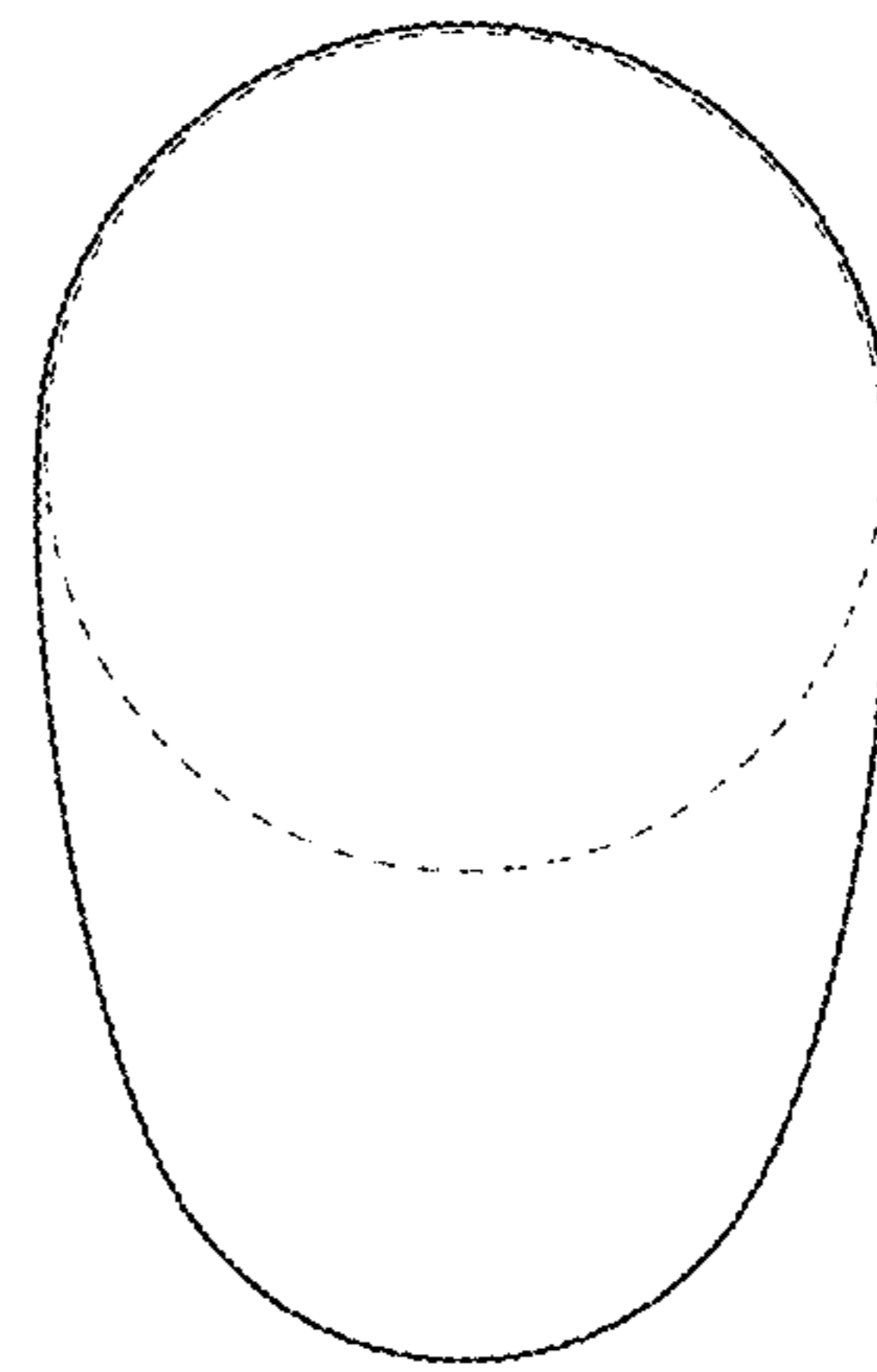


Fig. 4




Fig. 5




Fig. 6




Fig. 7




Fig. 8