



US00D790481S

(12) **United States Design Patent**
Ewringmann et al.

(10) **Patent No.:** **US D790,481 S**
(45) **Date of Patent:** **** Jun. 27, 2017**

(54) **CONTROL PANEL FOR ROAD PAVING MACHINES**

D525,409 S 7/2006 Cantrill et al.
D557,218 S 12/2007 Ewringmann
D557,221 S 12/2007 Ewringmann

(Continued)

(71) Applicant: **JOSEPH VOEGELE AG**,
Ludwigshafen/Rhein (DE)

(72) Inventors: **Ulrich Ewringmann**, Pocking (DE);
Boris Eickhoff, Munich (DE)

(73) Assignee: **Joseph Voegele AG**,
Ludwigshafen/Rhein (DE)

(**) Term: **15 Years**

(21) Appl. No.: **29/557,463**

(22) Filed: **Mar. 9, 2016**

Related U.S. Application Data

(62) Division of application No. 29/492,193, filed on May 29, 2014, now Pat. No. Des. 754,616.

(30) **Foreign Application Priority Data**

Nov. 29, 2013 (EM) 001393011

(51) **LOC (10) Cl.** **13-03**

(52) **U.S. Cl.**
USPC **D13/164**

(58) **Field of Classification Search**

USPC D13/162, 164; D15/28
CPC B60R 11/02; B60R 11/0264; B60R
2011/001; B60R 2011/004; E02F 9/26;
H05K 5/0017

See application file for complete search history.

(56) **References Cited**

U.S. PATENT DOCUMENTS

D444,750 S 7/2001 Meinhardt
D525,212 S 7/2006 Kim

FOREIGN PATENT DOCUMENTS

EM 001322689-0003 4/2012
EM 001322689-0004 4/2012

(Continued)

Primary Examiner — Selina Sikder

(74) *Attorney, Agent, or Firm* — Brooks Kushman P.C.

(57) **CLAIM**

The ornamental design for a control panel for road paving machines, as shown and described.

DESCRIPTION

The patent or application file contains at least one drawing executed in color. Copies of this patent or patent application publication with color drawing(s) will be provided by the Office upon request and payment of the necessary fee.

FIG. 1 shows a view onto the top side of a control panel for road paving machines;

FIG. 2 shows a view onto the bottom side of the control panel of FIG. 1;

FIG. 3 shows a view onto the left side of the control panel of FIG. 1;

FIG. 4 shows a view onto the front side of the control panel of FIG. 1;


FIG. 5 shows a view onto the right side of the control panel of FIG. 1;

FIG. 6 shows a view onto the rear side of the control panel of FIG. 1;

FIG. 7 shows a perspective view onto the front side, right side and top side of the control panel of FIG. 1; and,

FIG. 8 shows a further perspective view onto the front side, left side and bottom side of the control panel of FIG. 1.

1 Claim, 8 Drawing Sheets
(8 of 8 Drawing Sheet(s) Filed in Color)



(56)

References Cited

U.S. PATENT DOCUMENTS

D599,745	S	9/2009	Yang	
D641,712	S	7/2011	Berning et al.	
D642,133	S	7/2011	Berning et al.	
D642,542	S	8/2011	Berning et al.	
D689,028	S	9/2013	Ewringmann	
D689,443	S	9/2013	Ewringmann	
D706,308	S	6/2014	Takahashi et al.	
9,078,342	B2	7/2015	Eul et al.	
D737,336	S	8/2015	Ewringmann	
D752,115	S *	3/2016	Ewringmann D15/28
D752,116	S *	3/2016	Ewringmann D15/28
D754,616	S *	4/2016	Ewringmann D13/164
2006/0025914	A1 *	2/2006	Buschmann B60R 11/02 701/50
2013/0082161	A1	4/2013	Eul et al.	
2013/0258567	A1 *	10/2013	Eul B60R 11/0264 361/679.01

FOREIGN PATENT DOCUMENTS

EM	001322689-0005	4/2012
EM	001322689-0006	4/2012
EM	001322689-0007	4/2012
EM	001322689-0008	4/2012
EM	001322689-0010	4/2012
EM	001322689-0011	4/2012
EM	001322689-0012	4/2012
EM	001322689-0013	4/2012
EM	001289920-0001	7/2012
EM	001289920-0002	7/2012
EM	001289920-0003	7/2012
EM	001289920-0004	7/2012
EM	001289920-0005	7/2012
EM	001289920-0006	7/2012
EM	001289920-0007	7/2012

EM	001289920-0008	7/2012
EM	001289920-0009	7/2012
EM	001289920-0010	7/2012
EM	001289920-0011	7/2012
EM	001289920-0012	7/2012
EM	001289920-0013	7/2012
EM	001289920-0014	7/2012
EM	001289920-0015	7/2012
EM	001289920-0016	7/2012
EM	001289920-0017	7/2012
EM	001289920-0018	7/2012
EM	001289920-0019	7/2012
EM	001289920-0020	7/2012
EM	001289920-0021	7/2012
EM	001289920-0022	7/2012
EM	001289920-0023	7/2012
EM	001289920-0024	7/2012
EM	001289920-0025	7/2012
EM	001289920-0026	7/2012
EM	001289920-0027	7/2012
EM	001289920-0028	7/2012
EM	001289920-0029	7/2012
EM	001289920-0030	7/2012
EM	001289920-0031	7/2012
EM	001289920-0032	7/2012
EM	001289920-0033	7/2012
EM	001289920-0034	7/2012
EM	001289920-0035	7/2012
EM	001289920-0036	7/2012
EM	001289920-0037	7/2012
EM	001289920-0038	7/2012
EM	001289920-0039	7/2012
EM	001289920-0040	7/2012
EM	001289920-0041	7/2012
EM	001289920-0042	7/2012
EM	001289920-0043	7/2012
EM	001289920-0044	7/2012

* cited by examiner



Fig. 1



Fig. 2




Fig. 3




Fig. 4




Fig. 5




Fig. 6



Fig. 7



Fig. 8