



US00D790445S

(12) **United States Design Patent**
Fitzgerald et al.

(10) **Patent No.:** **US D790,445 S**

(45) **Date of Patent:** **** Jun. 27, 2017**

(54) **TIRE**

(71) Applicant: **Custom Wheel House, LLC**, Rancho Dominguez, CA (US)

(72) Inventors: **Kevin R. Fitzgerald**, Long Beach, CA (US); **Gary L. Blalock**, Seneca, SC (US); **Sean J. Kleinschuster**, Long Beach, CA (US)

(73) Assignee: **CUSTOM WHEEL HOUSE, LLC**, Rancho Dominguez, CA (US)

(**) Term: **15 Years**

(21) Appl. No.: **29/570,442**

(22) Filed: **Jul. 8, 2016**

(51) **LOC (10) Cl.** **12-15**

(52) **U.S. Cl.**
USPC **D12/579**

(58) **Field of Classification Search**
USPC D12/579, 596, 597, 599, 600, 602, 603, D12/604

(Continued)

(56) **References Cited**

U.S. PATENT DOCUMENTS

D389,103 S * 1/1998 Hashimoto D12/596
D414,727 S * 10/1999 Brown D12/579

(Continued)

Primary Examiner — Robert M Spear

(74) *Attorney, Agent, or Firm* — Reising Ethington P.C.;
Jeffrey L. Doyle

(57) **CLAIM**

The ornamental design for a tire, as shown and described.

DESCRIPTION

FIG. 1 is a perspective view of an embodiment of our design showing a tire, the illustrated tire including eight (8) ribs in the upper sidewall thereof shown in broken lines to indicate that they are disclaimed;

FIG. 2 is a side elevation view of the embodiment of the tire of FIG. 1;

FIG. 3 is a front elevation view of the embodiment of the tire of FIG. 1, it being understood that the tire tread pattern repeats uniformly throughout the circumference of the tire; FIG. 4 is a side elevation view of another embodiment of our design showing a tire, the illustrated tire including eight (8) ribs in the upper sidewall thereof with the radial-outermost rib shown in solid lines to indicate a claimed rib and the seven (7) radial-innermost ribs shown in broken lines to indicate that they are disclaimed, it being understood that the tire tread pattern of FIGS. 1 and 3 is the same tire tread pattern of this embodiment, and thus, perspective and front elevation views are omitted;

FIG. 5 is a side elevation view of yet another embodiment of our design showing a tire, the illustrated tire including eight (8) ribs in the upper sidewall thereof with the two (2) radial-outermost ribs shown in solid lines to indicate that they are claimed ribs and the six (6) radial-innermost ribs shown in broken lines to indicate that they are disclaimed, it being understood that the tire tread pattern of FIGS. 1 and 3 is the same tire tread pattern of this embodiment, and thus, perspective and front elevation views are omitted;

FIG. 6 is a side elevation view of still another embodiment of our design showing a tire, the illustrated tire including eight (8) ribs in the upper sidewall thereof with the three (3) radial-outermost ribs shown in solid lines to indicate that they are claimed ribs and the five (5) radial-innermost ribs shown in broken lines to indicate that they are disclaimed, it being understood that the tire tread pattern of FIGS. 1 and 3 is the same tire tread pattern of this embodiment, and thus, perspective and front elevation views are omitted;

FIG. 7 is a side elevation view of yet still another embodiment of our design showing a tire, the illustrated tire including eight (8) ribs in the upper sidewall thereof with the four (4) radial-outermost ribs shown in solid lines to indicate that they are claimed ribs and the four (4) radial-innermost ribs shown in broken lines to indicate that they are disclaimed, it being understood that the tire tread pattern of FIGS. 1 and 3 is the same tire tread pattern of this embodiment, and thus, perspective and front elevation views are omitted;

(Continued)

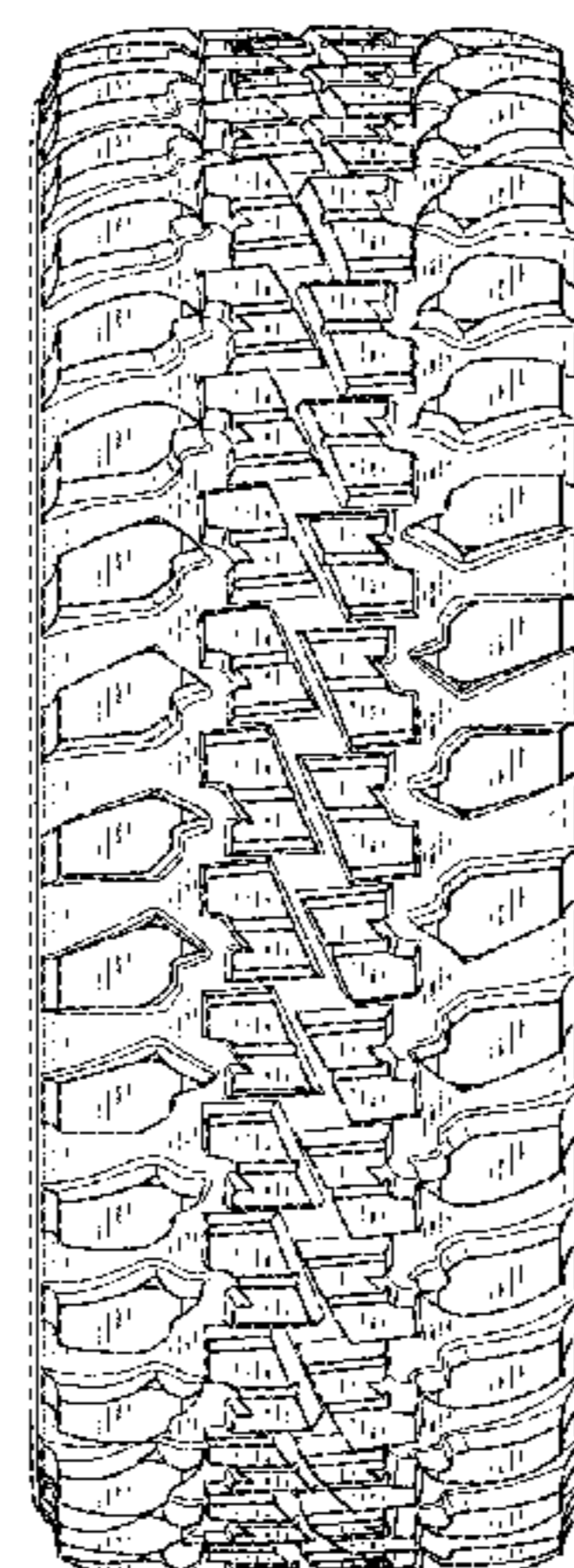
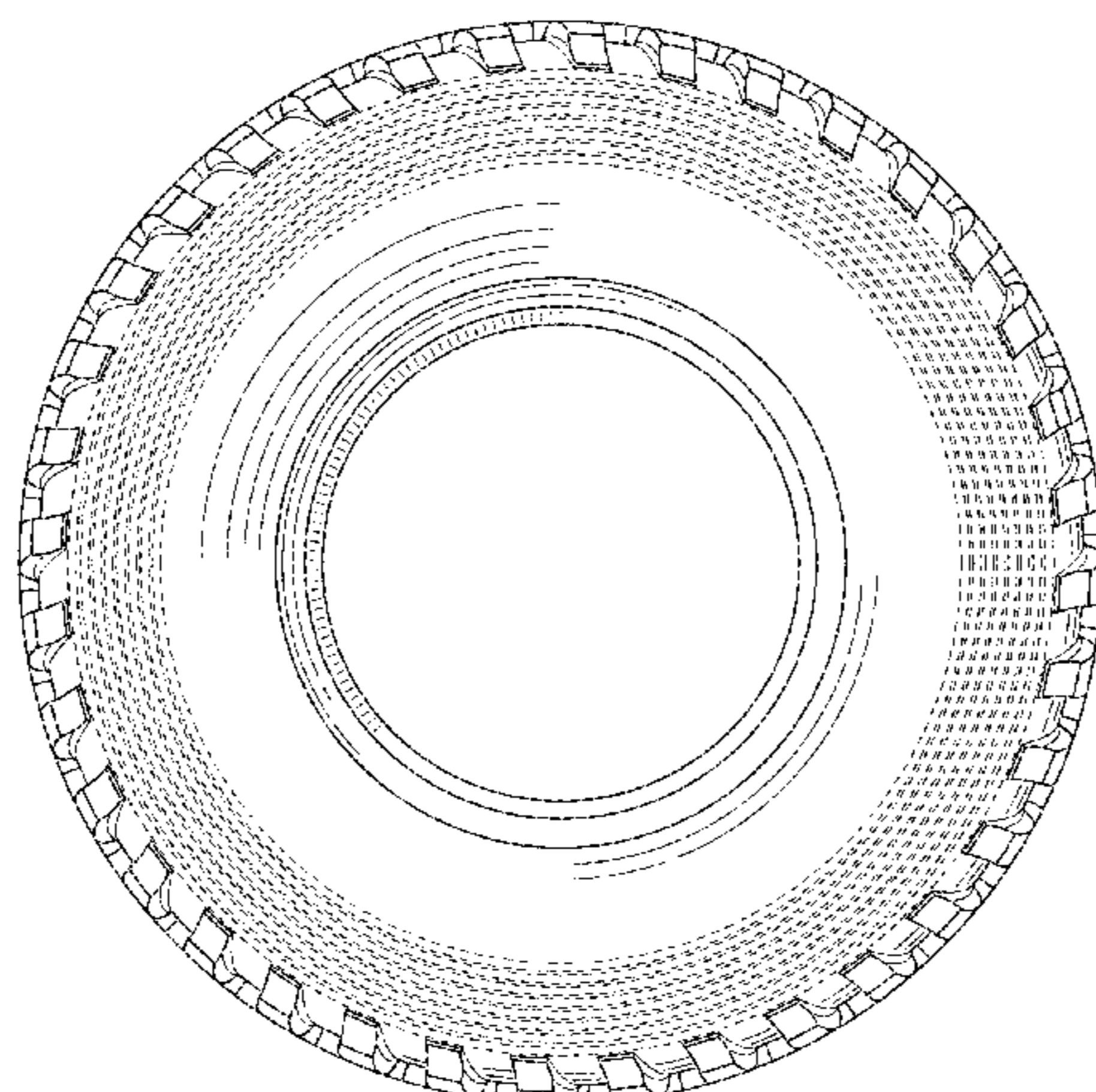


FIG. 8 is a side elevation view of another embodiment of our design showing a tire, the illustrated tire including eight (8) ribs in the upper sidewall thereof with the five (5) radial-outermost ribs shown in solid lines to indicate that they are claimed ribs and the three (3) radial-innermost ribs shown in broken lines to indicate that they are disclaimed, it being understood that the tire tread pattern of FIGS. 1 and 3 is the same tire tread pattern of this embodiment, and thus, perspective and front elevation views are omitted;

FIG. 9 is a side elevation view of still another embodiment of our design showing a tire, the illustrated tire including eight (8) ribs in the upper sidewall thereof with the six (6) ribs radial-outermost ribs shown in solid lines to indicate that they are claimed ribs and the two (2) radial-innermost ribs shown in broken lines to indicate that they are disclaimed, it being understood that the tire tread pattern of FIGS. 1 and 3 is the same tire tread pattern of this embodiment, and thus, perspective and front elevation views are omitted;

FIG. 10 is a side elevation view of yet another embodiment of our design showing a tire, the illustrated tire including eight (8) ribs in the upper sidewall thereof with the seven (7) radial-outermost ribs shown in solid lines to indicate that they are claimed ribs and the radial-innermost rib shown in broken lines to indicate that it is disclaimed, it being understood that the tire tread pattern of FIGS. 1 and 3 is the same tire tread pattern of this embodiment, and thus, perspective and front elevation views are omitted; and,

FIG. 11 is a side elevation view of a yet still another embodiment of our design showing a tire, the illustrated tire

including eight (8) ribs in the upper sidewall thereof shown in solid lines to indicate that they are claimed ribs, it being understood that the tire tread pattern of FIGS. 1 and 3 is the same tire tread pattern of this embodiment, and thus, perspective and front elevation views are omitted.

1 Claim, 11 Drawing Sheets

(58) **Field of Classification Search**

CPC . B60C 11/03; B60C 11/0306; B60C 11/0311;
B60C 11/0323; B60C 2011/0344; B60C
2011/0346; B60C 2011/0374

See application file for complete search history.

(56) **References Cited**

U.S. PATENT DOCUMENTS

D445,373	S	*	7/2001	Wohlgamuth	D12/602
D487,055	S	*	2/2004	Rooney	D12/579
D487,056	S	*	2/2004	Rooney	D12/579
D580,347	S	*	11/2008	Lo	D12/579
D603,788	S	*	11/2009	Lundgren	D12/602
D608,272	S	*	1/2010	Osaka	D12/579
D653,195	S	*	1/2012	Sareen	D12/579
D711,814	S	*	8/2014	Ohara	D12/579
D732,463	S	*	6/2015	Petr	D12/579
D780,098	S	*	2/2017	Sareen	D12/579

* cited by examiner

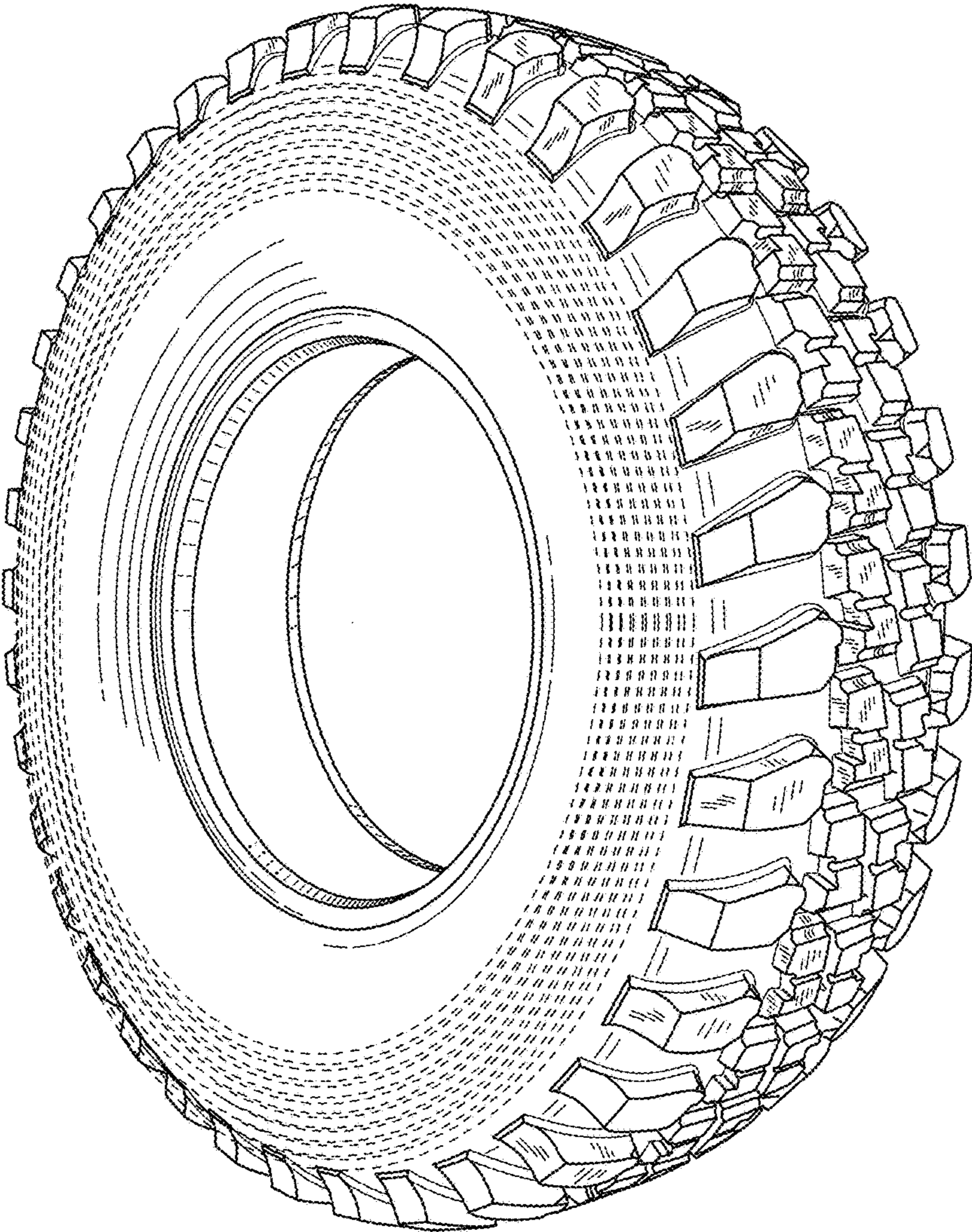


FIG. 1

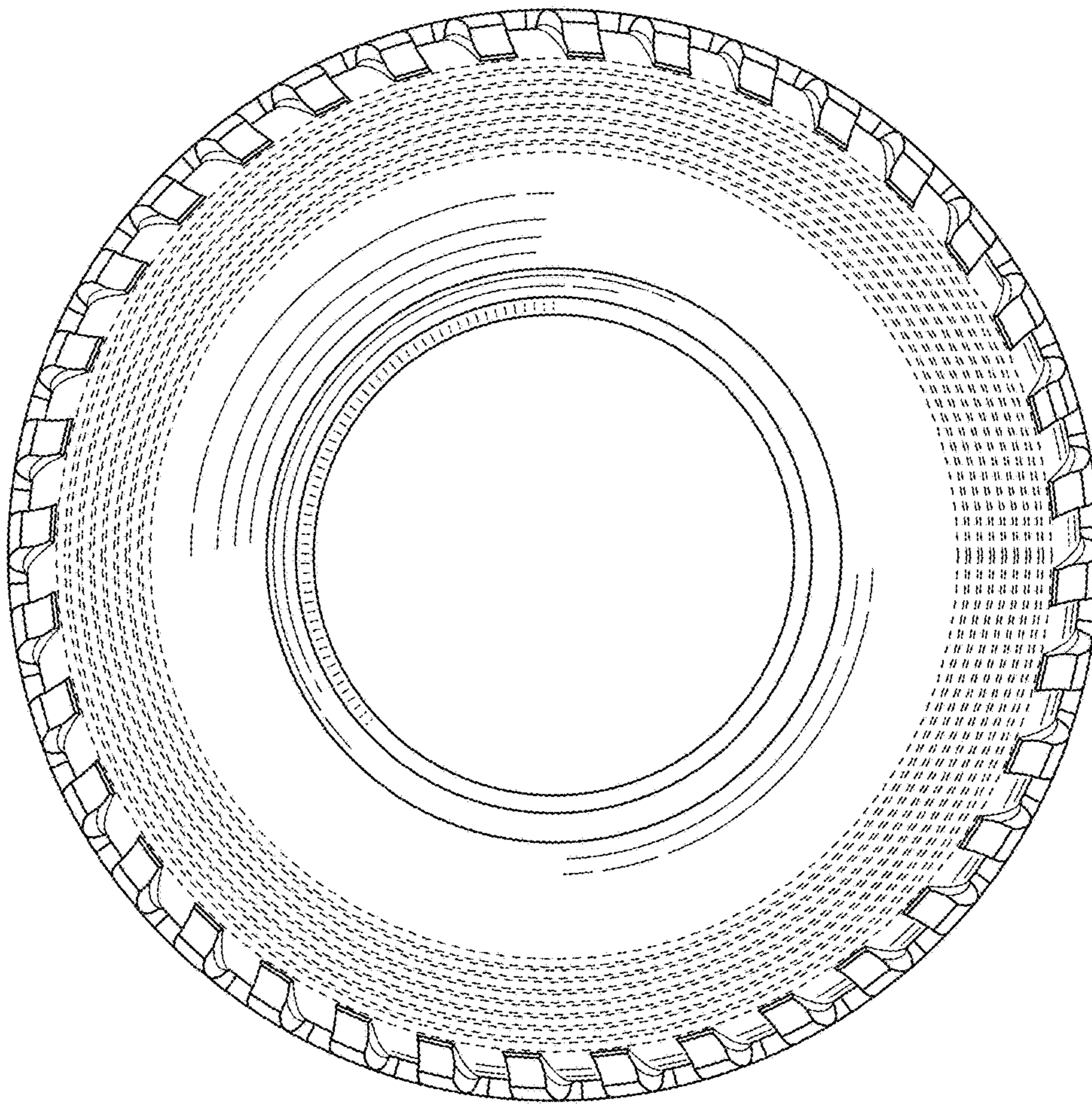


FIG. 2

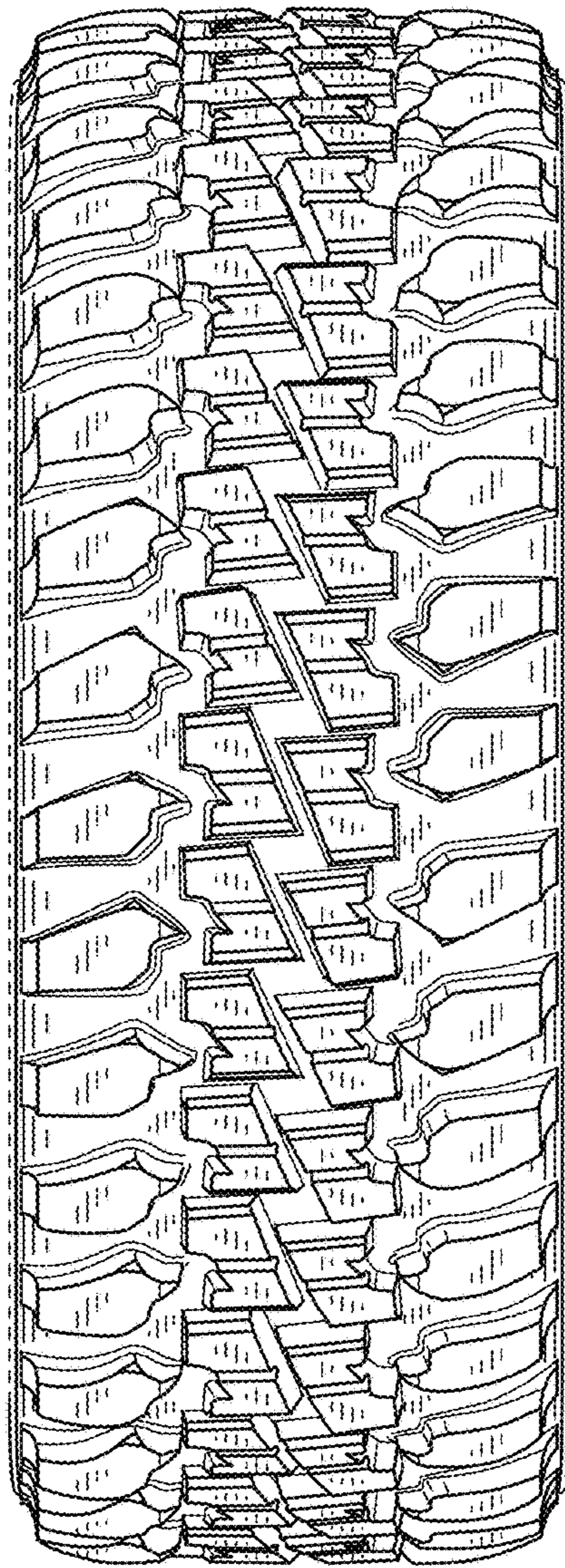


FIG. 3

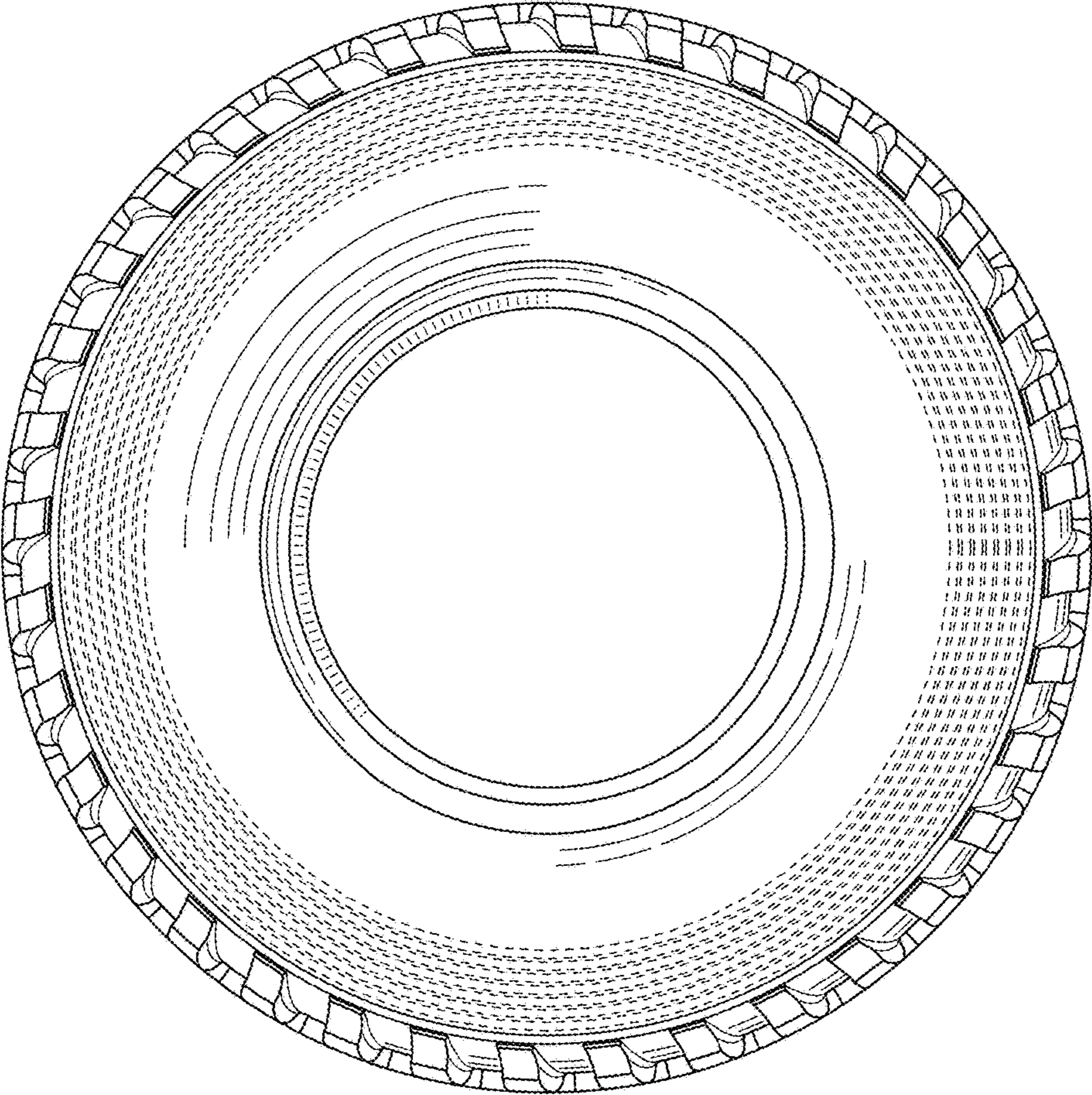


FIG. 4

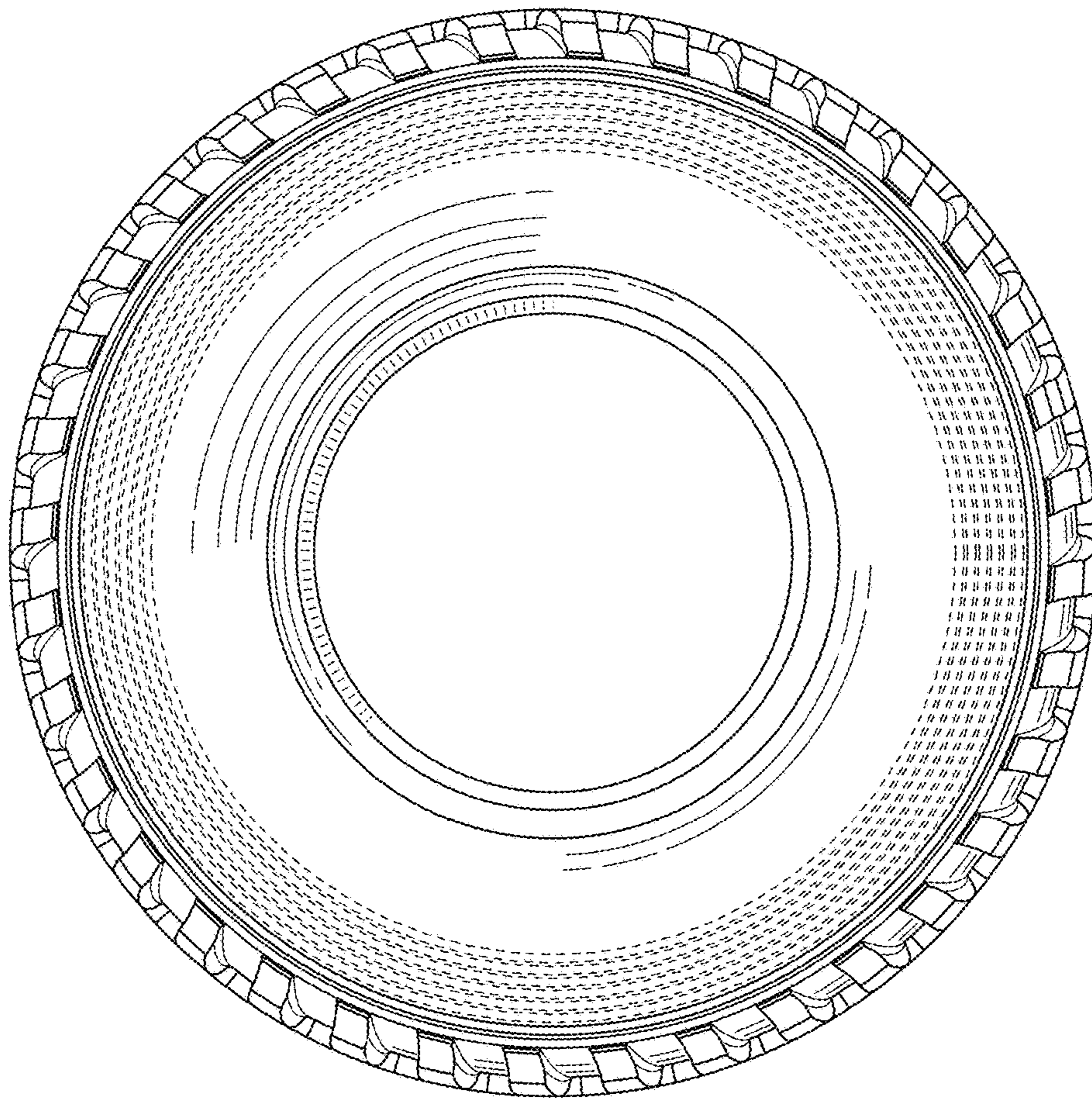


FIG. 5

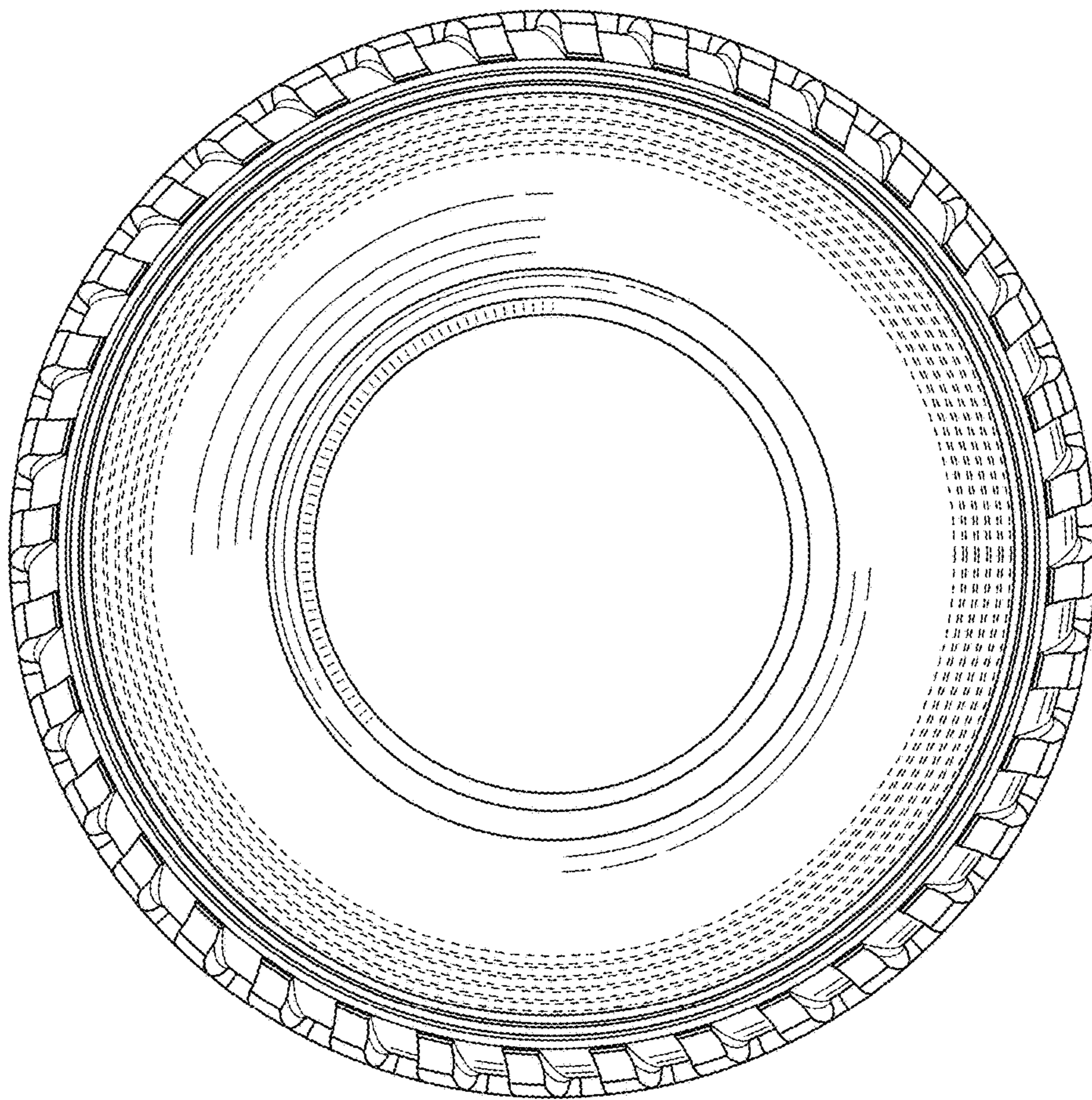


FIG. 6

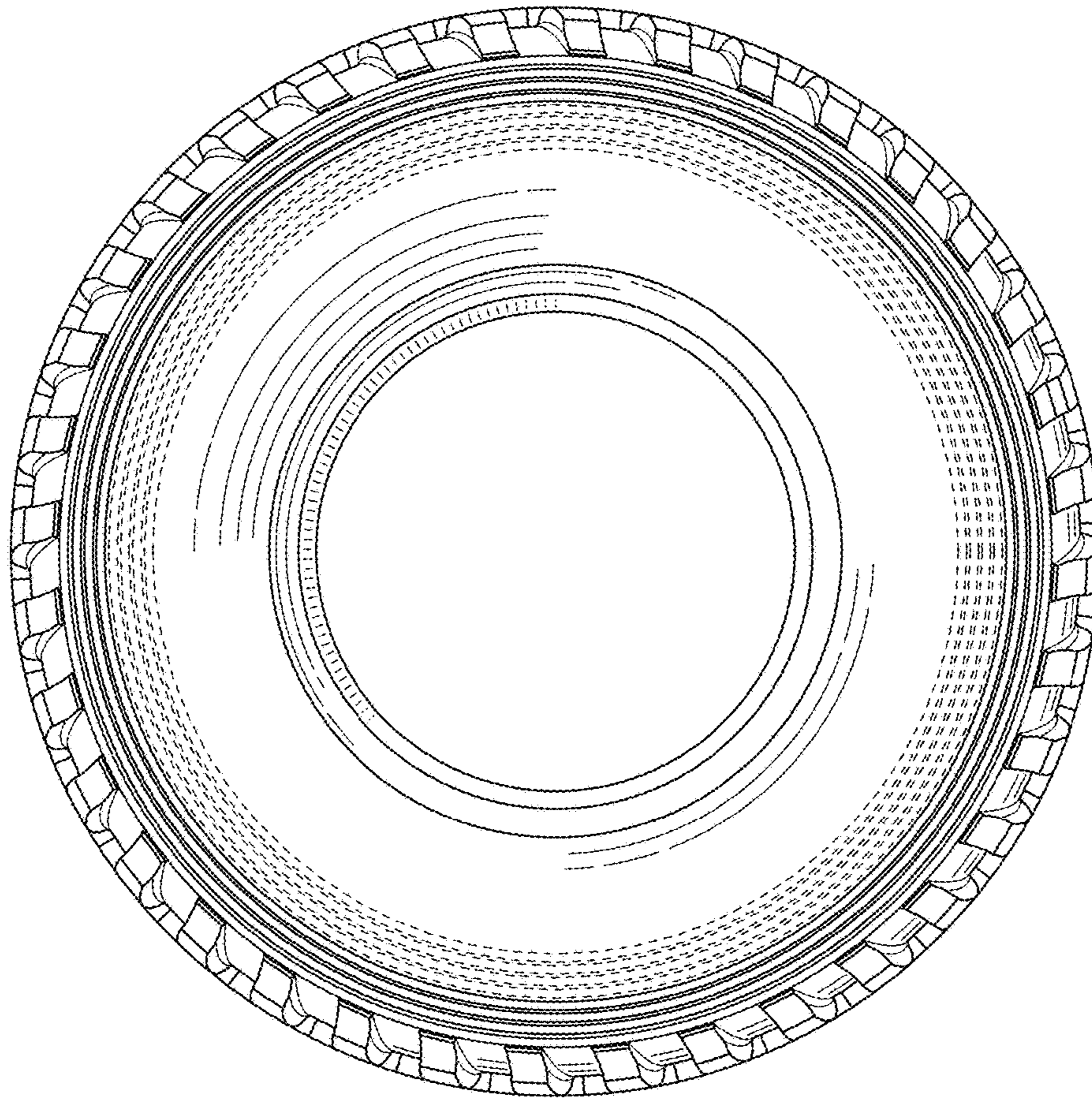


FIG. 7

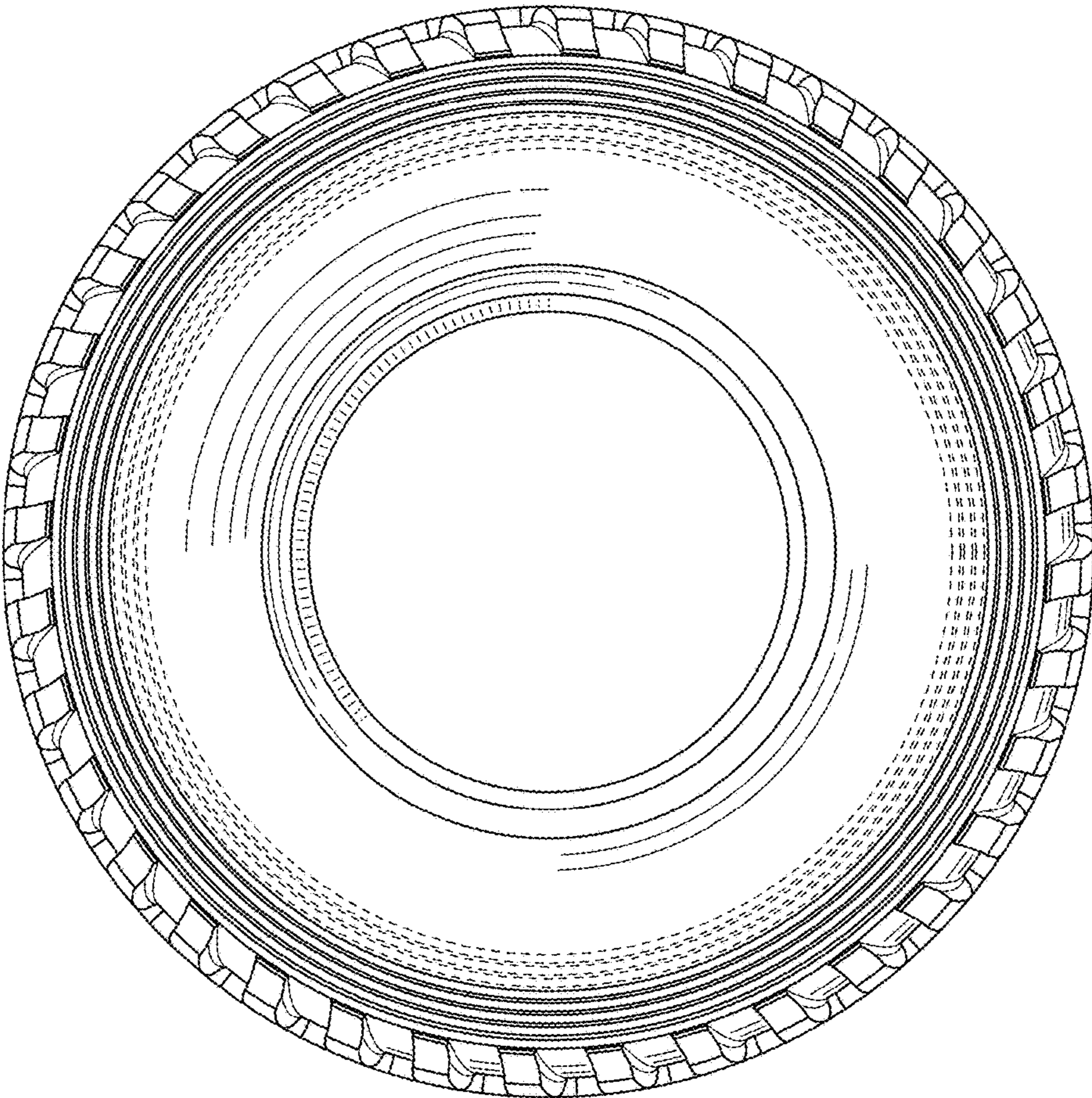


FIG. 8

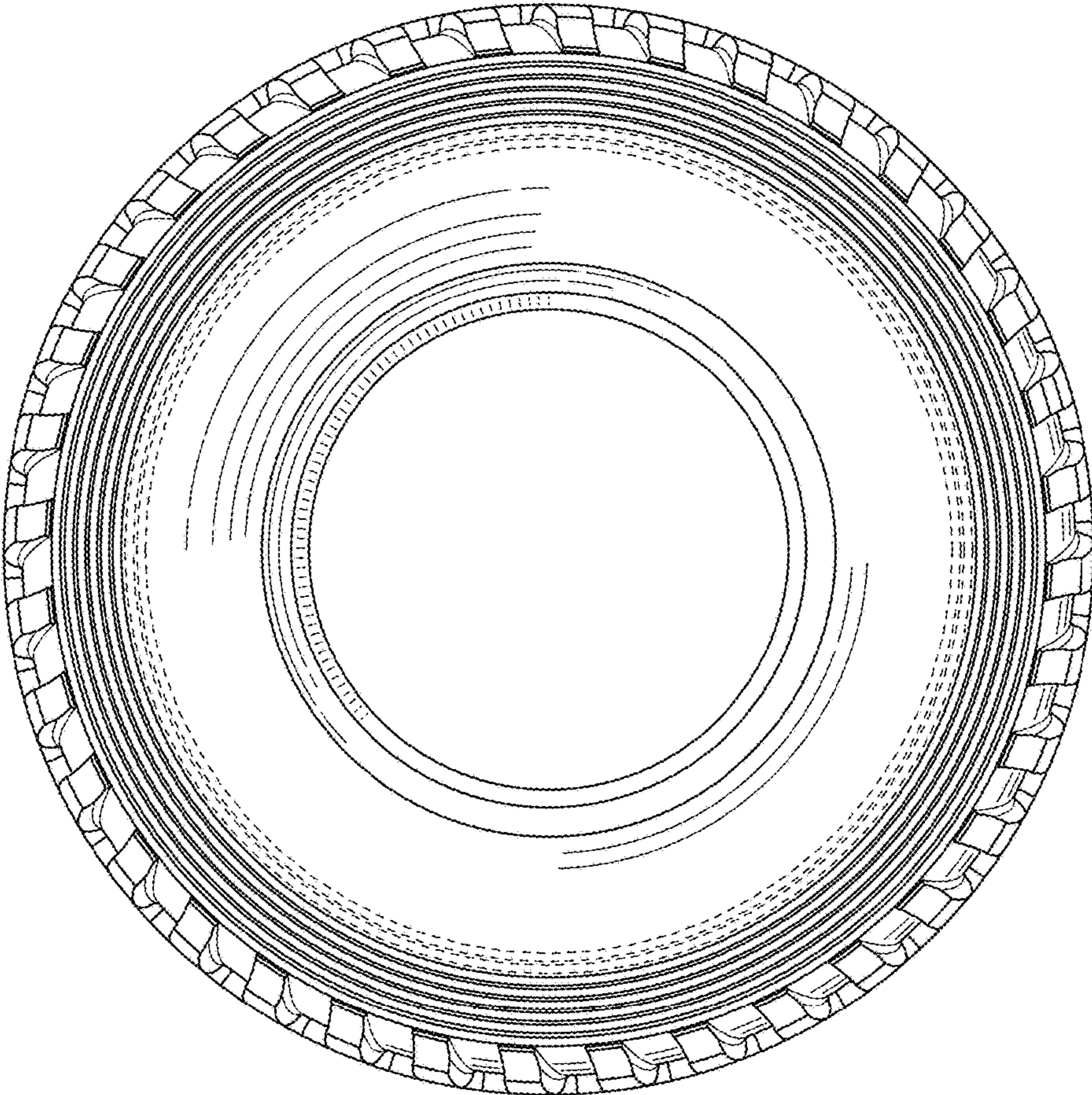


FIG. 9

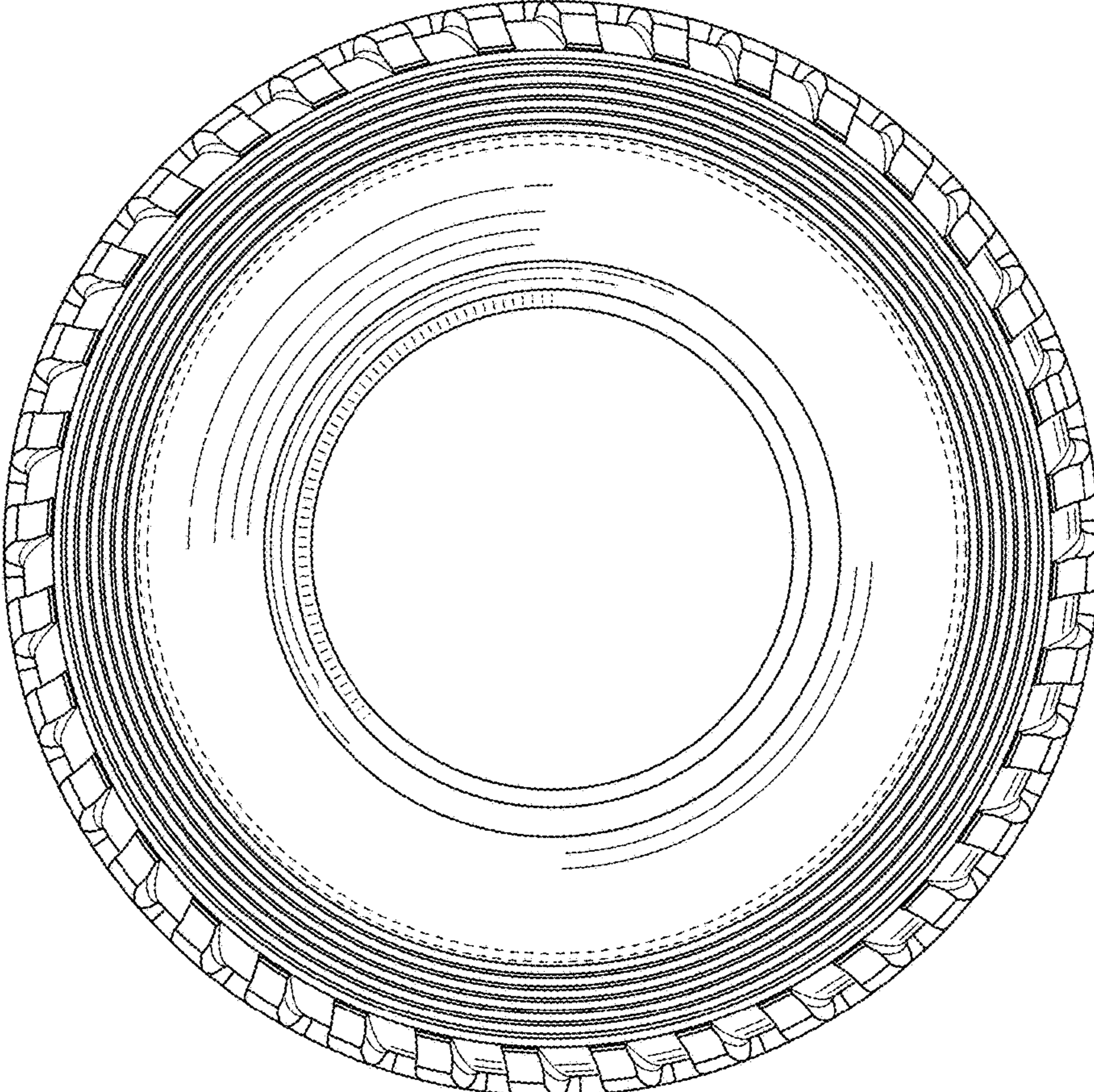


FIG. 10

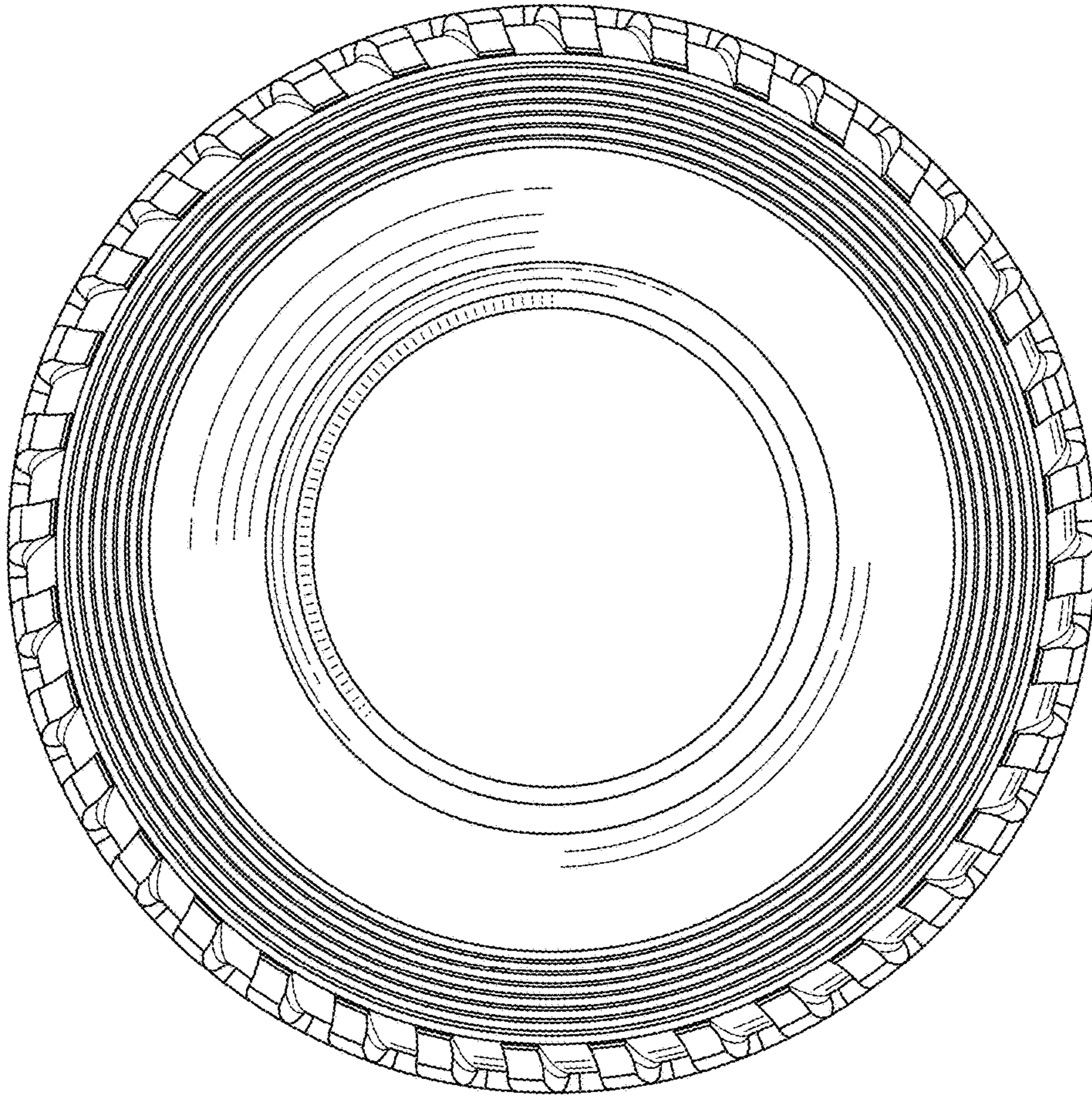


FIG. 11