



US00D790443S

(12) **United States Design Patent** (10) **Patent No.:** **US D790,443 S**
Perrier et al. (45) **Date of Patent:** **** Jun. 27, 2017**

(54) **TIRE TREAD**

B60C 2200/10; B60C 2200/12; B60C 2200/14; B60C 7/00; B60C 7/02; B60C (Continued)

(71) Applicants: **COMPAGINE GENERALE DES ETABLISSEMENTS MICHELIN**, Clermont-Ferrand (FR); **Michelin Recherche et Technique S.A.**, Granges-Paccot (CH)

(56) **References Cited**

U.S. PATENT DOCUMENTS

4,726,407 A 2/1988 Hayakawa et al.
5,131,443 A 7/1992 Kuhr et al.
(Continued)

(72) Inventors: **Estelle Perrier**, Clermont-Ferrand (FR); **Loic Florent**, Clermont-Ferrand (FR); **Philippe Quinsat**, Clermont-Ferrand (FR)

FOREIGN PATENT DOCUMENTS

EP 0609194 A1 8/1994
FR 06/5978 12/2006
(Continued)

(73) Assignees: **COMPAGNIE GENERALE DES ETABLISSEMENTS MICHELIN** (FR); **MICHELIN RECHERCHE ET TECHNIQUE S.A.** (CH)

Primary Examiner — Manpreet Matharu
Assistant Examiner — Keith Wilson

(**) Term: **15 Years**

(74) *Attorney, Agent, or Firm* — Dickinson Wright PLLC

(21) Appl. No.: **29/558,952**

(57) **CLAIM**

The ornamental design for a tire tread, as shown and described.

(22) Filed: **Mar. 23, 2016**

DESCRIPTION

(30) **Foreign Application Priority Data**

Sep. 24, 2015 (FR) 2015-4606

(51) **LOC (10) Cl.** **12-15**

(52) **U.S. Cl.**
USPC **D12/555**

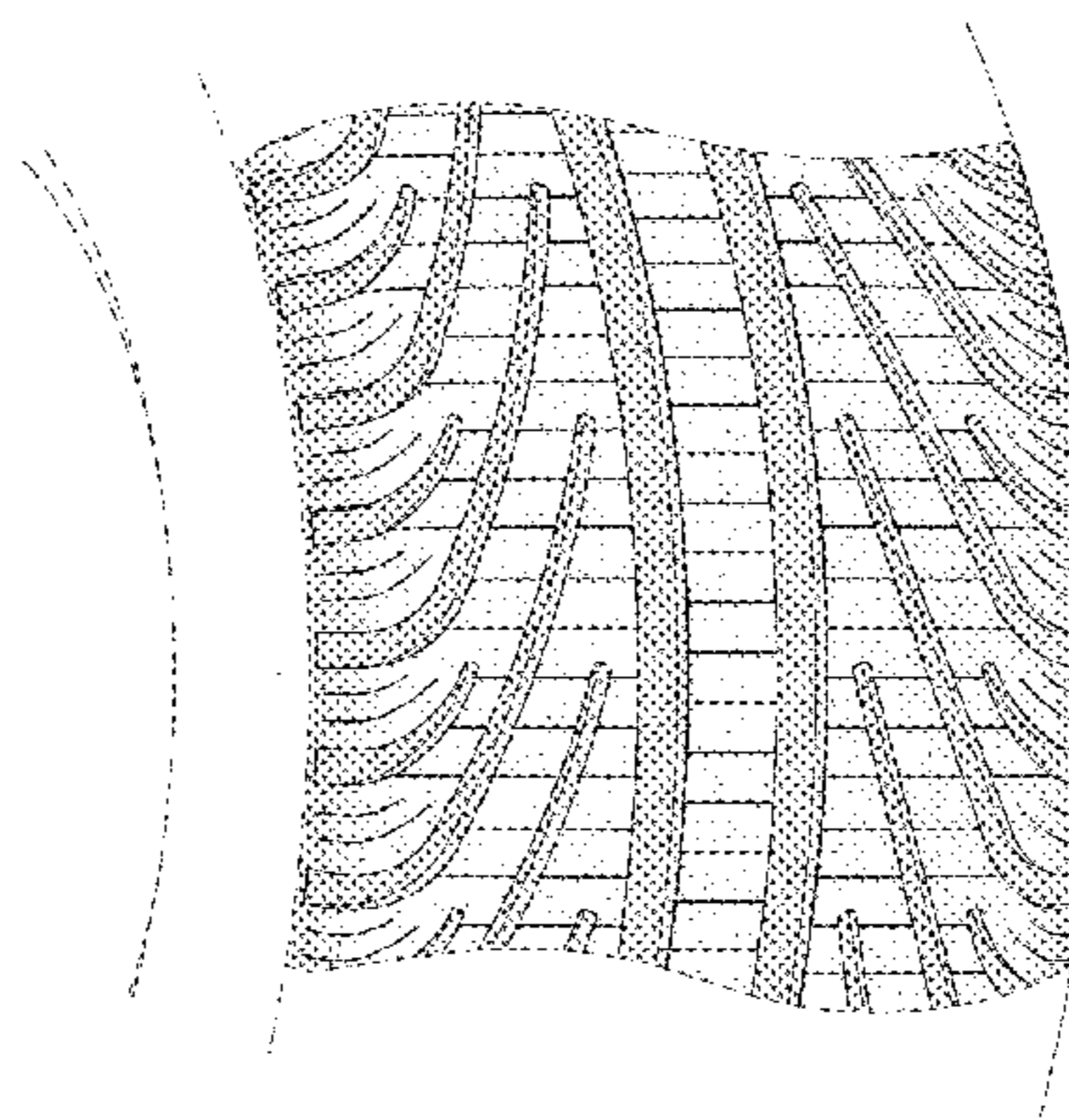
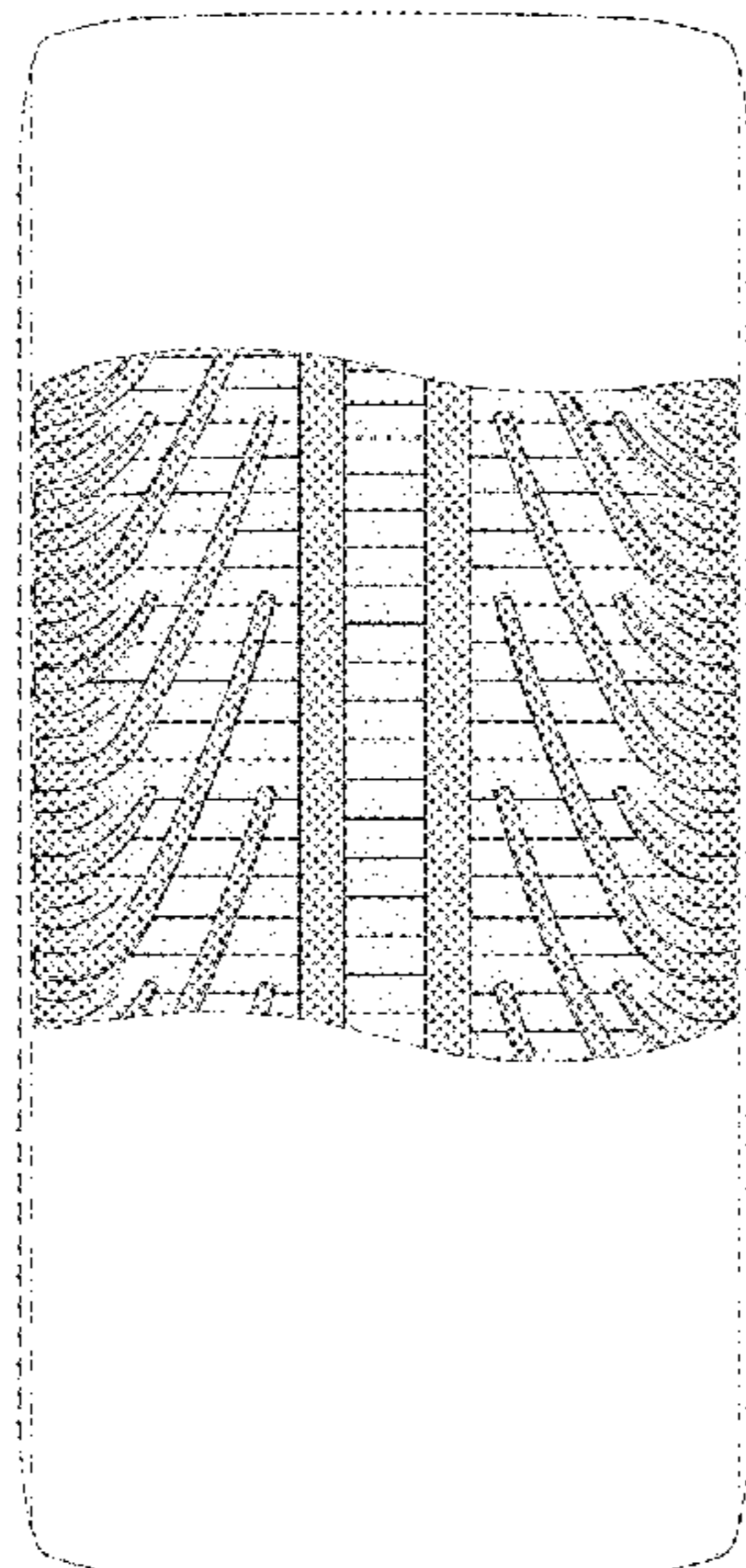
(58) **Field of Classification Search**
USPC 152/5, 151, 152.1, 167, 208, 152/209.1-209.28, 246, 450, 526, 527, 152/532, 535, 538, 541; D12/145, D12/500-605, 900-901
CPC B60C 11/00; B60C 2011/0337; B60C 2011/0339; B60C 2011/0386; B60C 3/00; B60C 3/08; B60C 1/00; B60C 2200/00; B60C 2200/02; B60C 2200/04; B60C 2200/06; B60C 2200/065; B60C 2200/08;

FIG. 1 is a perspective view of the tire tread of our design; FIG. 2 is a front elevation view of the tire tread of our design;

FIG. 3 is a side elevation view of the tire tread of our design; FIG. 4 is a side elevation view of the tire tread of our design, taken from the opposite side of that shown in FIG. 3; and, FIG. 5 is an enlarged, partial view of FIG. 1.

In the drawings, the dash-dash broken line disclosure depicts environmental structure and forms no part of the claimed design. The dash-dot-dot-dash lines represent the peripheral boundary between the claimed tire tread and the unclaimed sidewall. The tread pattern is understood to repeat uniformly throughout the circumference of the tire, as shown schematically in solid lines.

1 Claim, 5 Drawing Sheets



(58) **Field of Classification Search**
 CPC 7/04; B60C 7/06; B60C 7/08; B60C 5/00;
 B60C 13/00
 See application file for complete search history.

(56) **References Cited**

U.S. PATENT DOCUMENTS

| | | | |
|--------------|---------|--------------------|---------|
| D354,261 S * | 1/1995 | Graas | D12/566 |
| D355,876 S | 2/1995 | Diensthuber et al. | |
| D360,861 S | 8/1995 | Graas et al. | |
| D361,966 S | 9/1995 | Graas et al. | |
| D370,880 S | 6/1996 | Graas | |
| D379,449 S | 5/1997 | Graas et al. | |
| D390,512 S | 2/1998 | Eromaki | |
| D426,855 S | 6/2000 | Niwa et al. | |
| D429,194 S | 8/2000 | Heinen et al. | |
| D432,057 S | 10/2000 | Himuro | |
| D454,523 S | 3/2002 | Traulle | |
| 6,352,091 B1 | 3/2002 | Hanya | |
| D472,872 S | 4/2003 | O | |
| D487,053 S | 2/2004 | Masuko | |
| D491,516 S | 6/2004 | Miller et al. | |
| D491,518 S * | 6/2004 | Miyabe | D12/556 |
| D504,387 S | 4/2005 | Welbes et al. | |
| D505,111 S | 5/2005 | Allison et al. | |
| D516,998 S | 3/2006 | Wang et al. | |
| D531,955 S | 11/2006 | Fontaine et al. | |
| D536,660 S * | 2/2007 | Schmalix | D12/551 |
| D544,827 S | 6/2007 | Lee | |
| D550,148 S | 9/2007 | Fontaine et al. | |
| D555,581 S | 11/2007 | Salvan | |
| D149,237 S | 6/2008 | Cambren et al. | |
| D579,861 S | 11/2008 | Haas et al. | |

| | | | |
|--------------|---------|---------------------------|---------|
| D579,863 S | 11/2008 | Harvey et al. | |
| D591,220 S | 4/2009 | Minagawa | |
| D595,218 S | 6/2009 | Rodicq et al. | |
| D595,639 S | 7/2009 | de Briey-Terlinden et al. | |
| D601,946 S | 10/2009 | Fontaine et al. | |
| D606,927 S | 12/2009 | Kang | |
| D607,810 S | 1/2010 | Oizumi et al. | |
| D610,963 S | 3/2010 | Ochi | |
| D612,324 S | 3/2010 | Harvey et al. | |
| D613,675 S | 4/2010 | Perrin | |
| D615,025 S * | 5/2010 | Ma | D12/554 |
| D615,479 S | 5/2010 | Lee | |
| D626,911 S | 11/2010 | Takeshima | |
| D634,700 S | 3/2011 | Ebel et al. | |
| D640,184 S | 6/2011 | de Briey-Terlinden | |
| D647,031 S * | 10/2011 | Kobayashi | D12/563 |
| D651,163 S | 12/2011 | Shimizu et al. | |
| D668,205 S | 10/2012 | Ebel et al. | |
| D680,945 S * | 4/2013 | Ikeki | D12/563 |
| D683,301 S | 5/2013 | Kang | |
| D705,718 S | 5/2014 | Hirama et al. | |
| D709,436 S * | 7/2014 | Ikeki | D12/555 |
| D718,224 S | 11/2014 | Guichon et al. | |
| D719,083 S * | 12/2014 | Hayashi | D12/555 |
| D722,290 S | 2/2015 | Jamot et al. | |
| D724,522 S | 3/2015 | D'Abrigeon et al. | |
| D741,250 S * | 10/2015 | Nakamura | D12/565 |
| D775,061 S * | 12/2016 | Ishiguro | D12/553 |

FOREIGN PATENT DOCUMENTS

| | | |
|----|---------|---------|
| FR | 06/5980 | 12/2006 |
| FR | 07/5041 | 11/2007 |

* cited by examiner

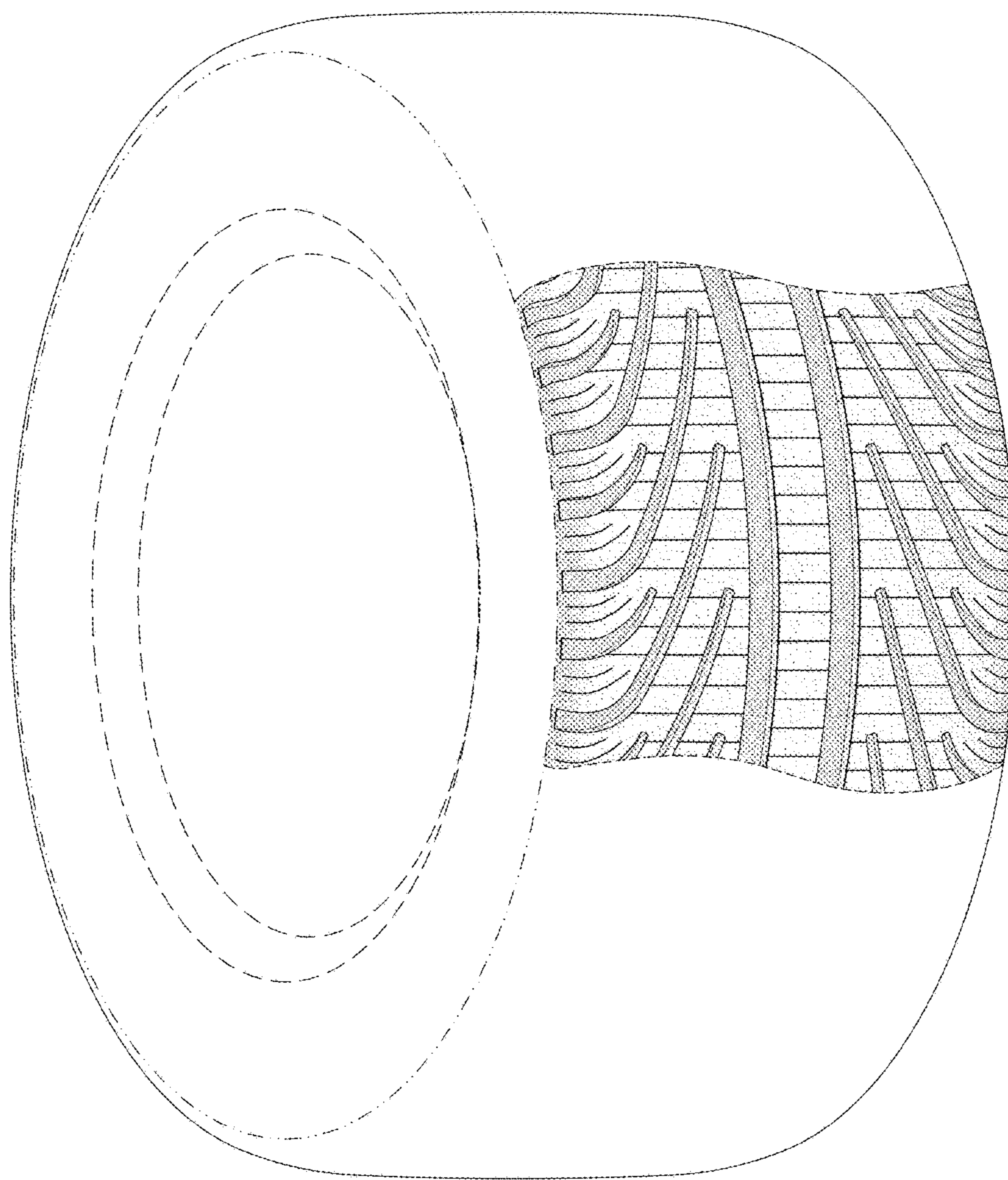


FIG. 1

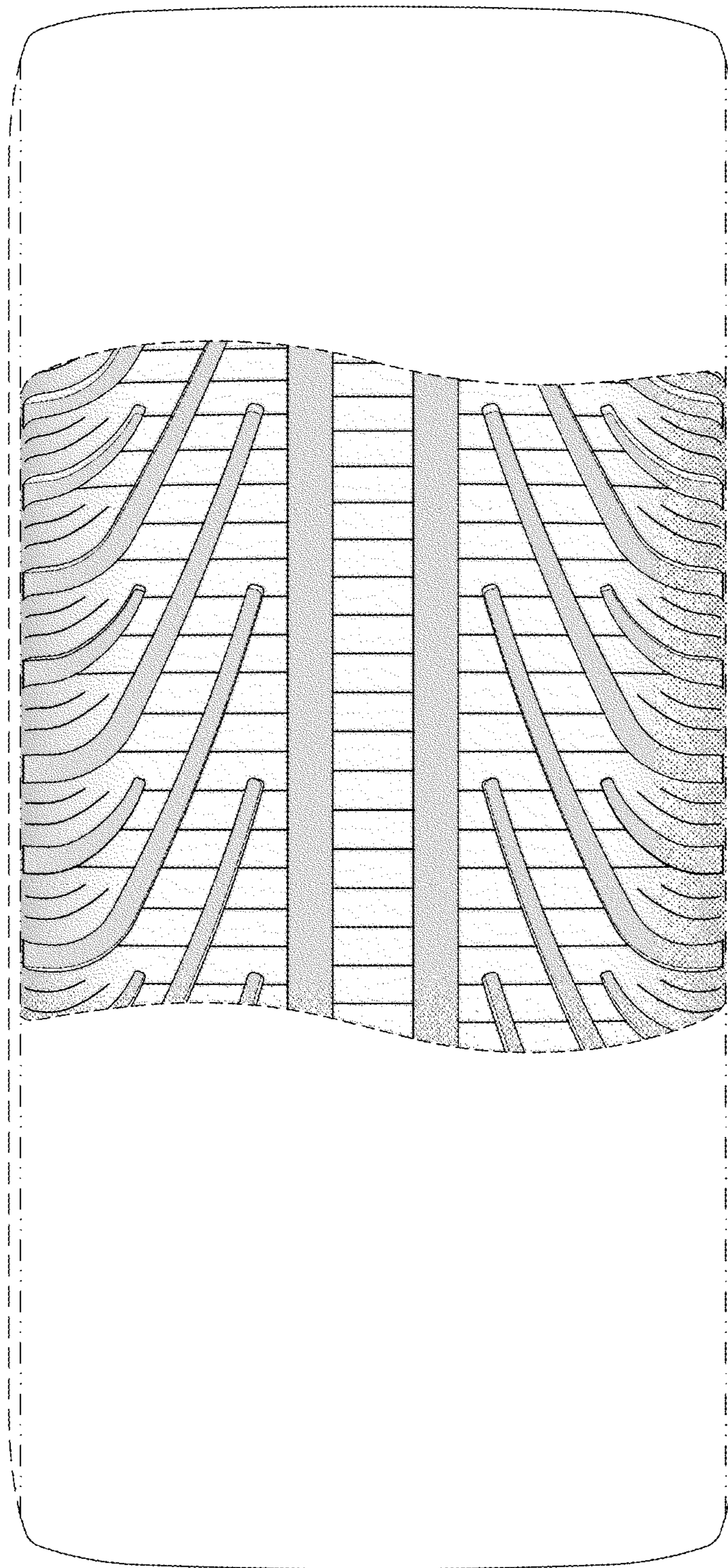


FIG. 2

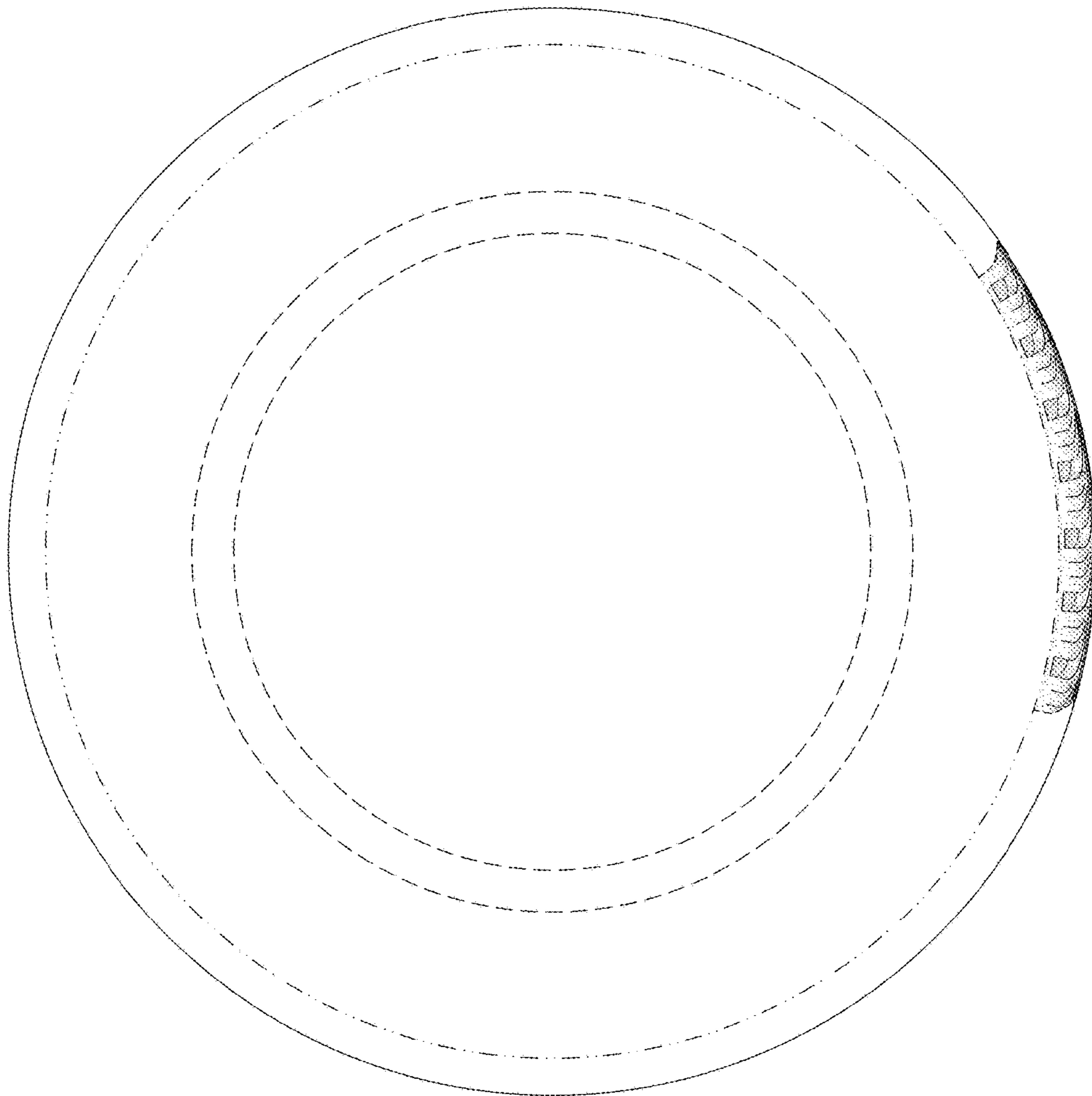


FIG. 3

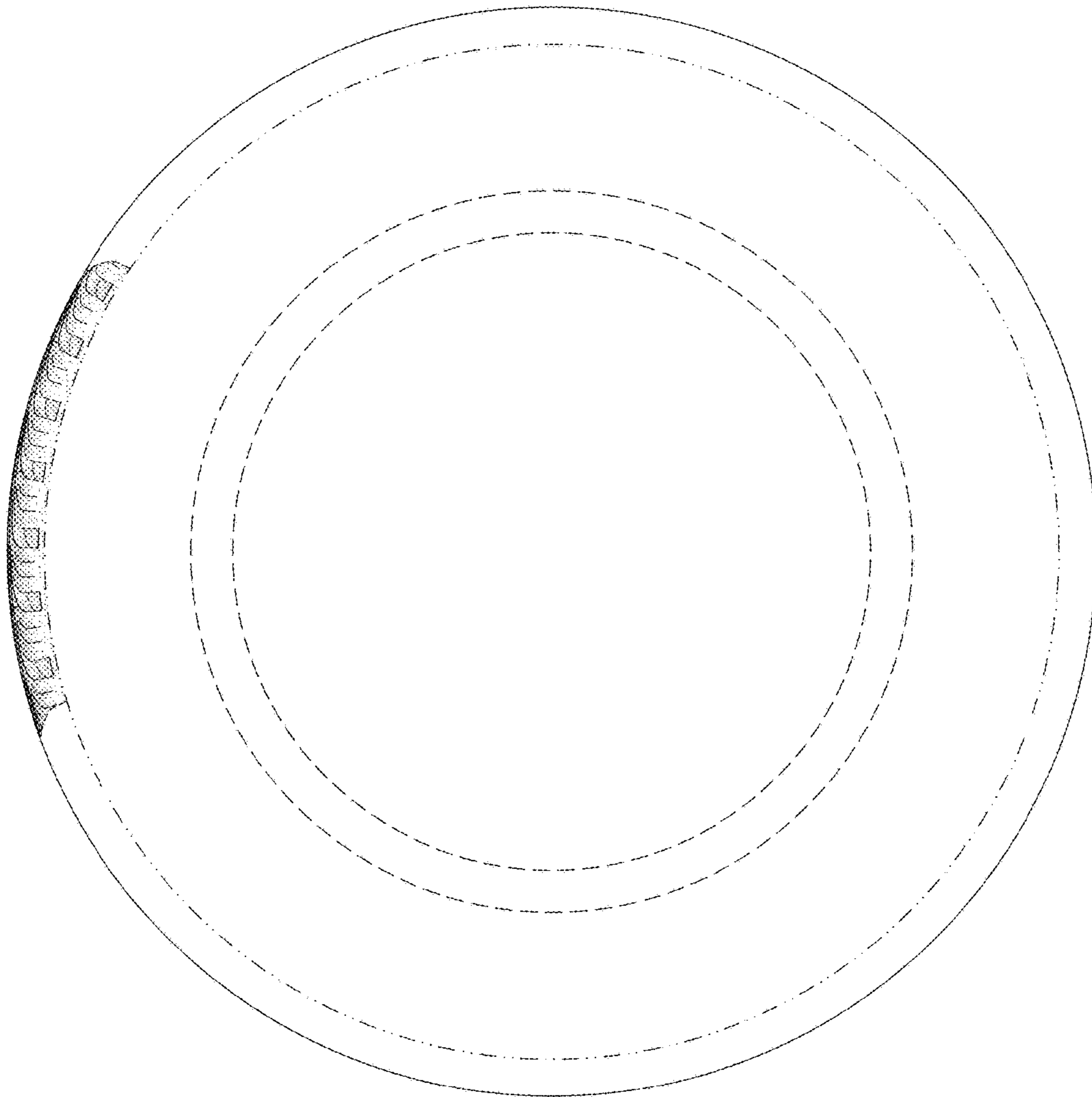


FIG. 4

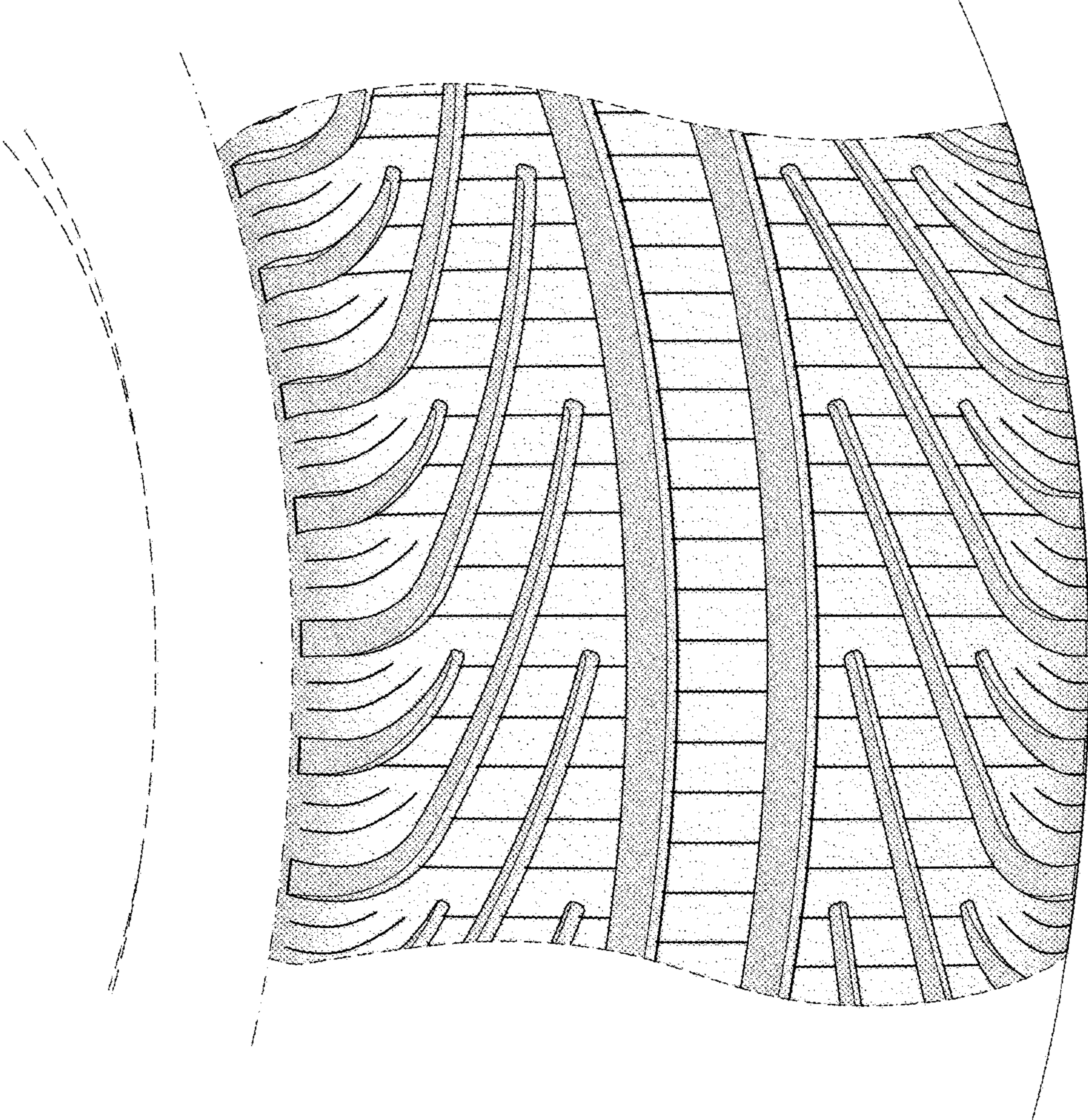


FIG. 5