



US00D790435S

(12) **United States Design Patent** (10) **Patent No.:** **US D790,435 S**
Du (45) **Date of Patent:** **** Jun. 27, 2017**

(54) **CAR MAGNETIC DASH MOUNT(MS)**
(71) Applicant: **Peng Cheng Du**, Shanxi Province (CN)
(72) Inventor: **Peng Cheng Du**, Shanxi Province (CN)
(**) Term: **15 Years**
(21) Appl. No.: **29/571,814**
(22) Filed: **Jul. 21, 2016**

(30) **Foreign Application Priority Data**
Apr. 22, 2016 (CN) 2016 3 0138478
(51) **LOC (10) Cl.** **12-16**
(52) **U.S. Cl.**
USPC **D12/415**
(58) **Field of Classification Search**
USPC D12/415-420, 400, 191, 106, 195, 345,
D12/96, 99
CPC B60R 7/06; B60R 11/02; B60R 2011/005;
B60R 2011/0012; A61L 9/12; A61L 9/04
See application file for complete search history.

(56) **References Cited**
U.S. PATENT DOCUMENTS
4,066,231 A * 1/1978 Bahner B43M 99/00
248/289.11
D603,322 S * 11/2009 Nicieja D12/415
7,690,614 B1 * 4/2010 Mudd A47B 81/065
224/929

7,857,268 B2 * 12/2010 Chiu B60R 11/04
248/149
D682,772 S * 5/2013 Massaad D12/415
D716,215 S * 10/2014 Dunn D12/415
D765,016 S * 8/2016 Azadi D12/415
D767,556 S * 9/2016 Lee D12/415
D778,713 S * 2/2017 McSweyn D12/415
D780,667 S * 3/2017 Kim D12/415
2010/0001151 A1 * 1/2010 Wheatley B60R 11/00
248/206.2
2012/0097723 A1 * 4/2012 Khatchatrian B60R 11/00
224/483
2015/0122858 A1 * 5/2015 Azadi B60R 7/06
224/483

* cited by examiner

Primary Examiner — Katrina A Betton


(57) **CLAIM**

The ornamental design for a car magnetic dash mount(MS), as shown.

DESCRIPTION

FIG. 1 is a front elevational view of a car magnetic dash mount(MS) showing my new design; FIG. 2 is a rear elevational view thereof; FIG. 3 is a left side view thereof; FIG. 4 is a right side view thereof; FIG. 5 is a top plan view thereof; FIG. 6 is a bottom plan view thereof; and, FIG. 7 is a perspective view thereof.

1 Claim, 7 Drawing Sheets






FIG. 1

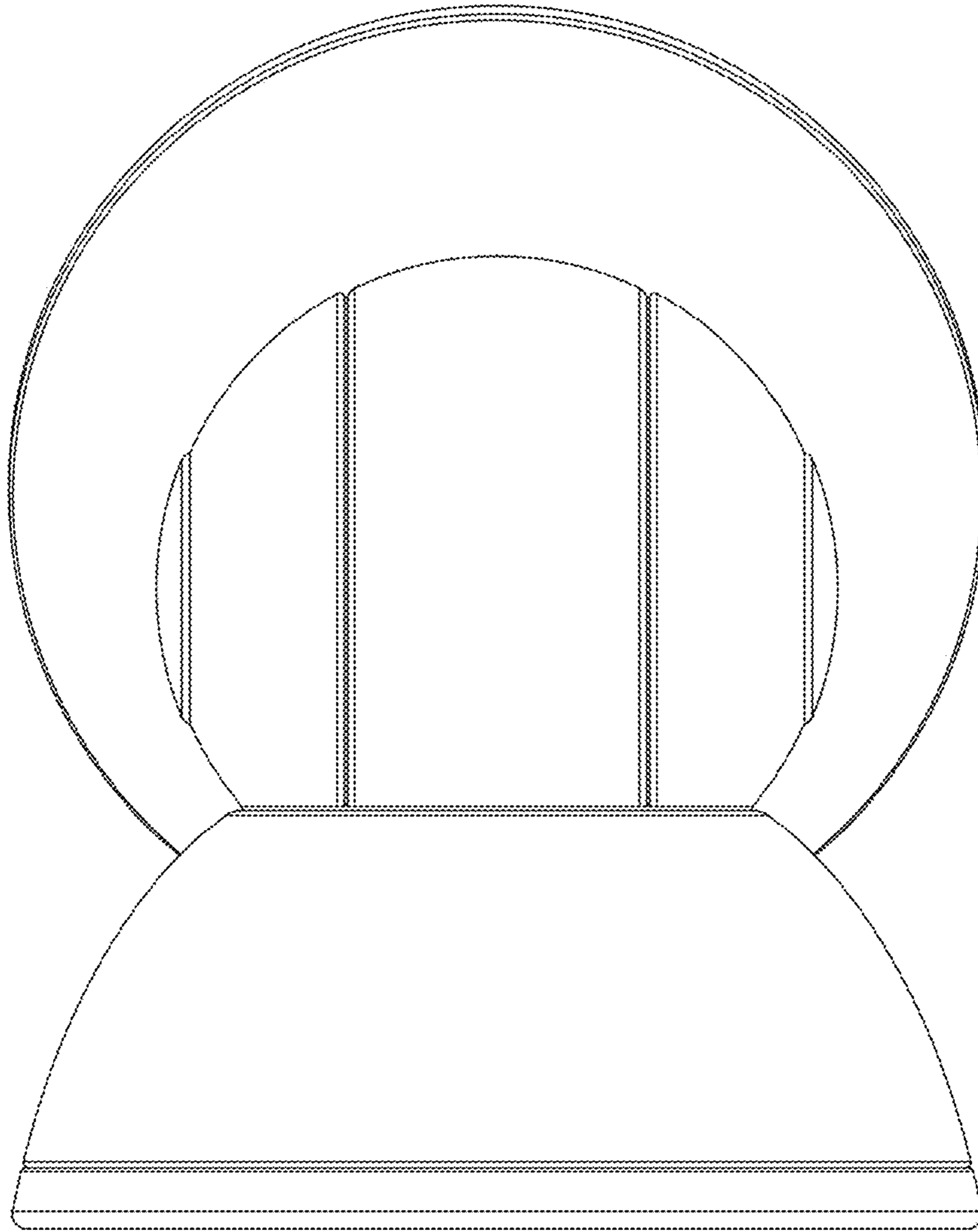


FIG. 2

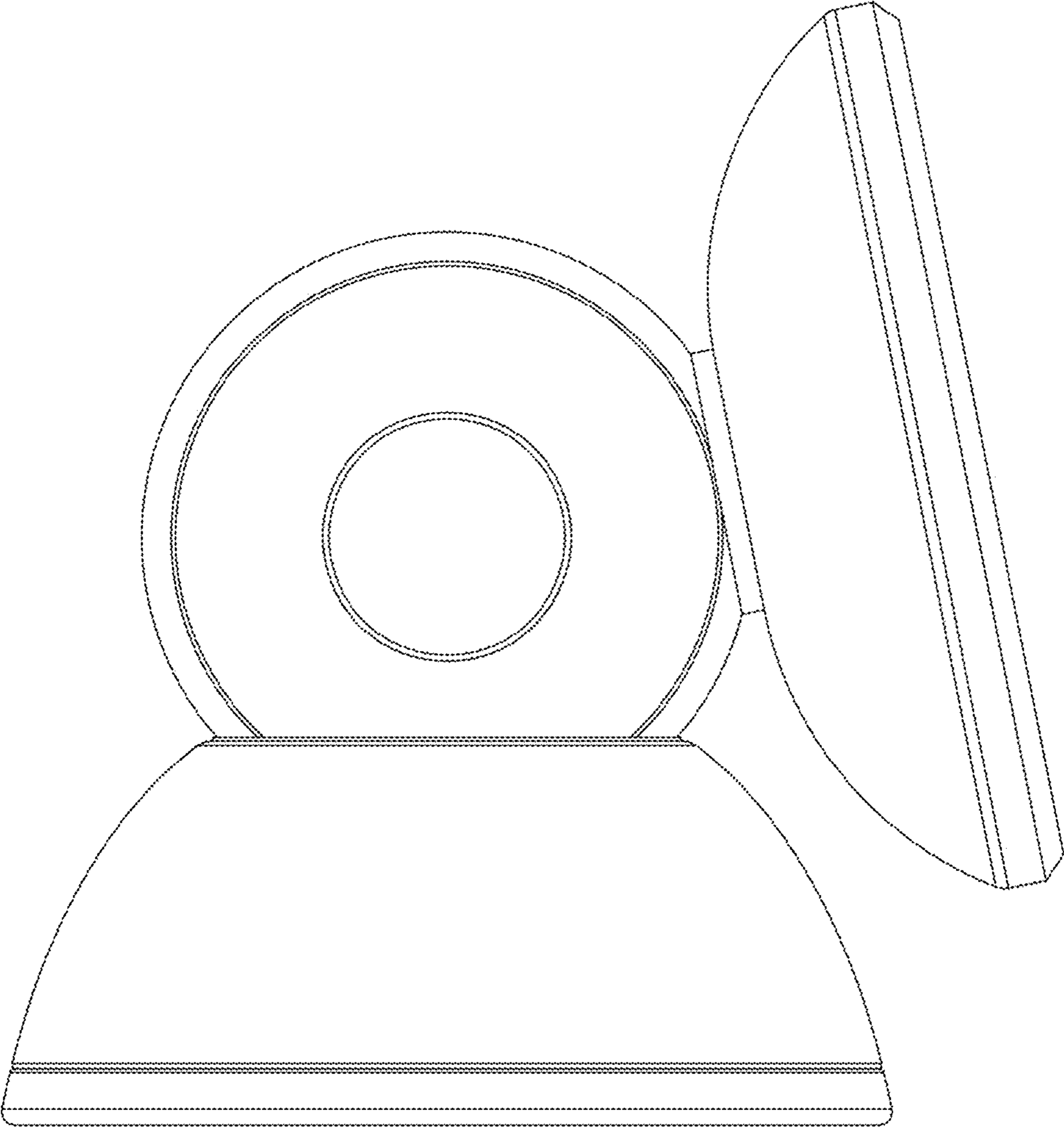


FIG. 3

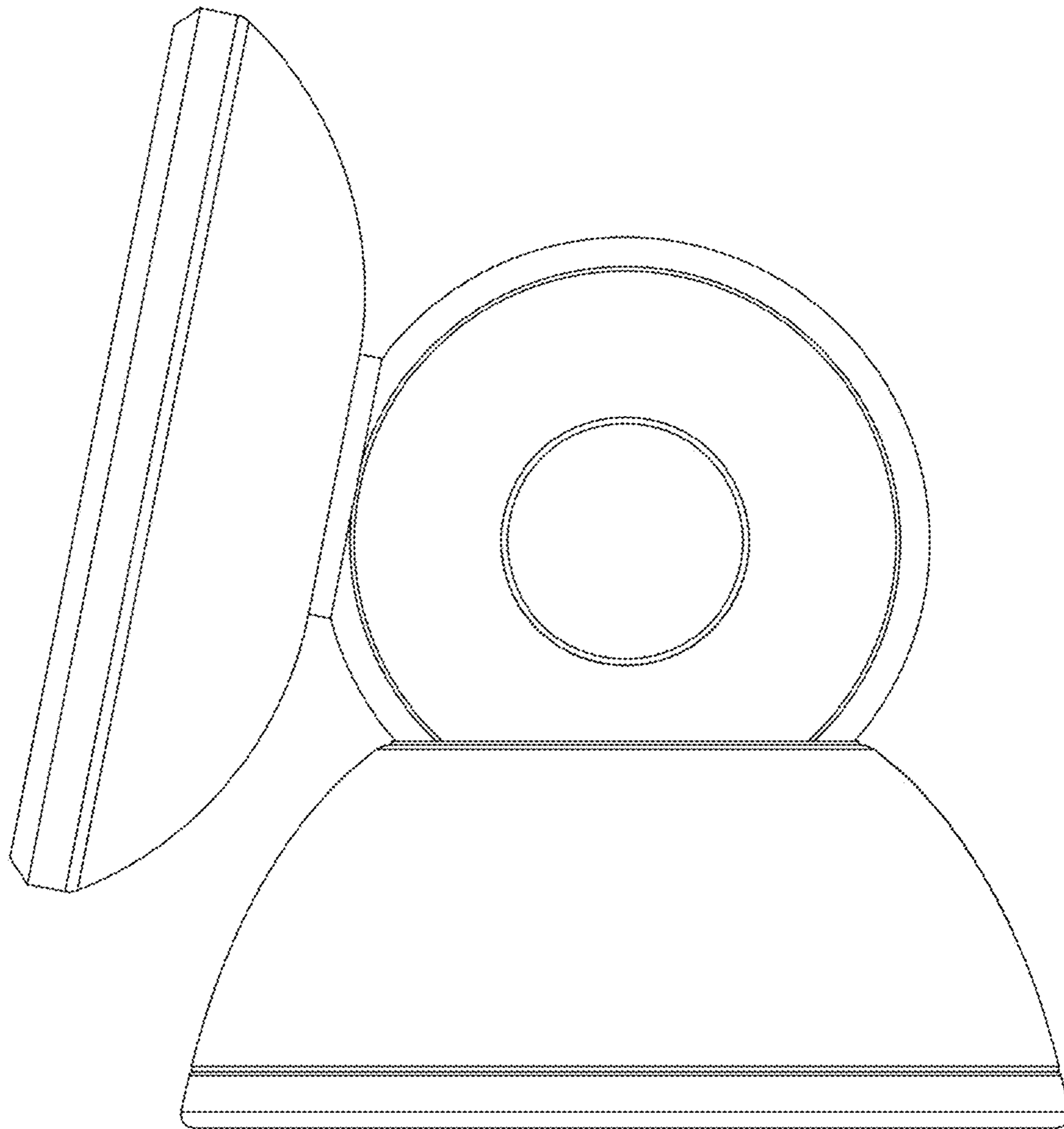


FIG. 4




FIG. 5

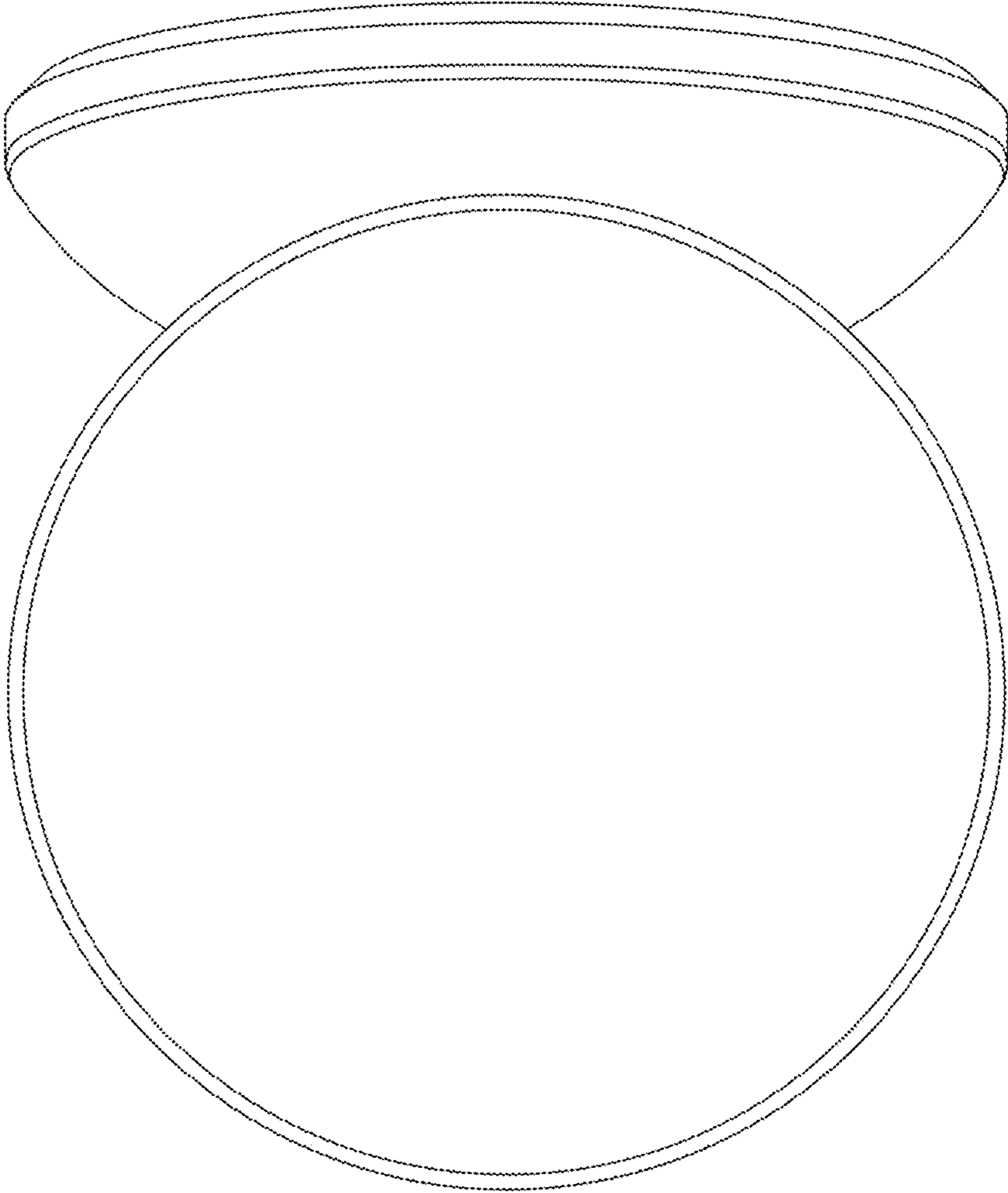


FIG. 6




FIG. 7