



US00D790426S

(12) **United States Design Patent**
Valencia Pollex

(10) **Patent No.:** **US D790,426 S**
(45) **Date of Patent:** **** Jun. 27, 2017**

- (54) **VEHICLE WHEEL RIM**
- (71) Applicant: **AUDI AG**, Ingolstadt (DE)
- (72) Inventor: **Andreas Valencia Pollex**, Ingolstadt (DE)
- (73) Assignee: **AUDI AG**, Ingolstadt (DE)
- (**) Term: **15 Years**
- (21) Appl. No.: **29/578,285**
- (22) Filed: **Sep. 20, 2016**
- (30) **Foreign Application Priority Data**
Mar. 21, 2016 (EM) 003 037 712-0007
- (51) **LOC (10) Cl.** **12-16**
- (52) **U.S. Cl.**
USPC **D12/209**
- (58) **Field of Classification Search**
USPC D12/204-213
CPC B60B 7/00; B60B 7/02; B60B 7/04; B60B 7/01; B60B 7/06; B60B 3/02; B60B 3/04; B60B 3/06; B60B 3/10; B60B 1/00; B60B 1/08; B60B 1/10; B60B 1/12
See application file for complete search history.

- (56) **References Cited**
U.S. PATENT DOCUMENTS
D384,630 S * 10/1997 Bhambra D12/209
D581,337 S * 11/2008 Juergens D12/209
D619,524 S * 7/2010 Gabath D12/209

- D631,814 S * 2/2011 Baum D12/209
- D652,361 S * 1/2012 Forschner D12/209
- D654,842 S * 2/2012 Blasi D12/209
- D671,478 S * 11/2012 Baum D12/209
- D673,097 S * 12/2012 Lemke D12/209
- D685,710 S * 7/2013 Hanaoka D12/204
- D686,133 S * 7/2013 Juergens D12/209
- D695,184 S * 12/2013 Pollmann D12/209
- D695,190 S * 12/2013 Goto D12/209
- D695,191 S * 12/2013 Kogawa D12/209
- D734,235 S * 7/2015 Juergens D12/209
- D744,927 S * 12/2015 Morgenstern D12/209
- D751,016 S * 3/2016 Valencia Pollex D12/209
- D752,499 S * 3/2016 Sze D12/211
- D755,694 S * 5/2016 Valencia Pollex D12/209
- D763,159 S * 8/2016 Valencia Pollex D12/209
- D768,553 S * 10/2016 Ishii D12/209
- D770,352 S * 11/2016 Sze D12/209
- D776,595 S * 1/2017 Perini D12/209
- D783,491 S * 4/2017 Valencia Pollex D12/209

* cited by examiner

Primary Examiner — Stacia Cadmus
(74) *Attorney, Agent, or Firm* — Lucas & Mercanti, LLP; Klaus P. Stoffel

(57) **CLAIM**
The ornamental design for a vehicle wheel rim, as shown and described.

DESCRIPTION
FIG. 1 is a front view of the vehicle wheel rim of the present invention; and,
FIG. 2 is a front, side perspective view thereof.

1 Claim, 2 Drawing Sheets


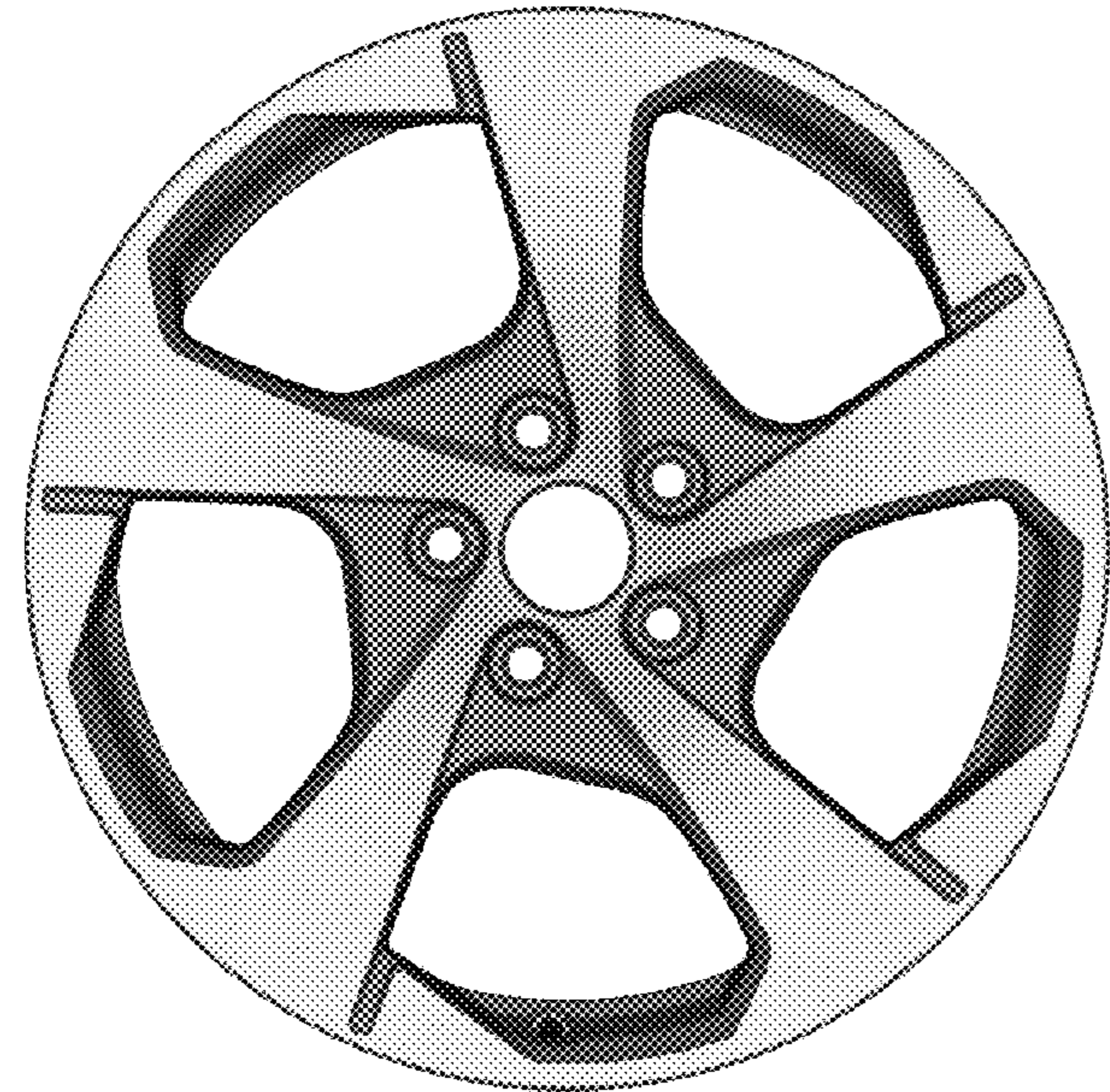




Fig. 1




Fig. 2