



US00D790406S

(12) **United States Design Patent** (10) **Patent No.:** **US D790,406 S**
Futschik et al. (45) **Date of Patent:** **** Jun. 27, 2017**

(54) **VEHICLE, TOY, AND/OR REPLICAS THEREOF**

D753,550 S * 4/2016 Asal D12/92
D758,250 S * 6/2016 Lesnik D12/92
D761,159 S * 7/2016 Lesnik D12/92
D769,156 S * 10/2016 Lesnik D12/92

(71) Applicant: **Daimler AG**, Stuttgart (DE)

* cited by examiner

(72) Inventors: **Hans-Dieter Futschik**, Gechingen (DE); **Gorden Wagener**, Gaeufelden (DE); **Robert Lesnik**, Leonberg (DE)

Primary Examiner — Melody N Brown

(74) *Attorney, Agent, or Firm* — Crowell & Moring LLP

(73) Assignee: **Daimler AG**, Stuttgart (DE)

(57) **CLAIM**

(**) Term: **15 Years**

The ornamental design for a vehicle, toy, and/or replicas thereof, as shown and described.

(21) Appl. No.: **29/555,970**

DESCRIPTION

(22) Filed: **Feb. 26, 2016**

(30) **Foreign Application Priority Data**

Aug. 31, 2015 (WO) DM/087908

(51) **LOC (10) Cl.** **12-08**

(52) **U.S. Cl.**
USPC **D12/92**

(58) **Field of Classification Search**
USPC D12/86, 90-92, 88; D21/421, 433, 434;
296/181.1, 181.5
CPC B62D 35/00; B62D 25/00; B62D 25/06;
B62D 33/00
See application file for complete search history.


This application contains subject matter related to the following co-pending U.S. design patent applications: Application Ser. No. 29/555,971, filed herewith and entitled "Front Portion of a Vehicle, Toy, and/or Replicas Thereof"; Application Ser. No. 29/555,972, filed herewith and entitled "Front Bumper for a Vehicle"; Application Ser. No. 29/555,973, filed herewith and entitled "Radiator Grill for a Vehicle" and Application Ser. No. 29/555,974, filed herewith and entitled "Radiator Grill for a Vehicle". FIG. 1 is a left, front perspective view of a vehicle, toy, and/or replicas thereof according to the design; FIG. 2 is a left, rear perspective view thereof; FIG. 3 is a left side view thereof; FIG. 4 is a right side view thereof; FIG. 5 is a front view thereof; FIG. 6 is a rear view thereof; and, FIG. 7 is a top view thereof. The broken lines are for illustrative purposes only and form no part of the claimed design. Also enclosed is a set of photographs of an embodiment of the design.

(56) **References Cited**

U.S. PATENT DOCUMENTS

D612,777 S * 3/2010 Bauer D12/164
D664,070 S 7/2012 Futschik et al.
D664,078 S 7/2012 Futschik et al.
D664,482 S 7/2012 Futschik et al.
D701,798 S * 4/2014 Futschik D12/164
D716,198 S * 10/2014 Futschik D12/164
D721,299 S * 1/2015 Fetherston D12/92

1 Claim, 6 Drawing Sheets



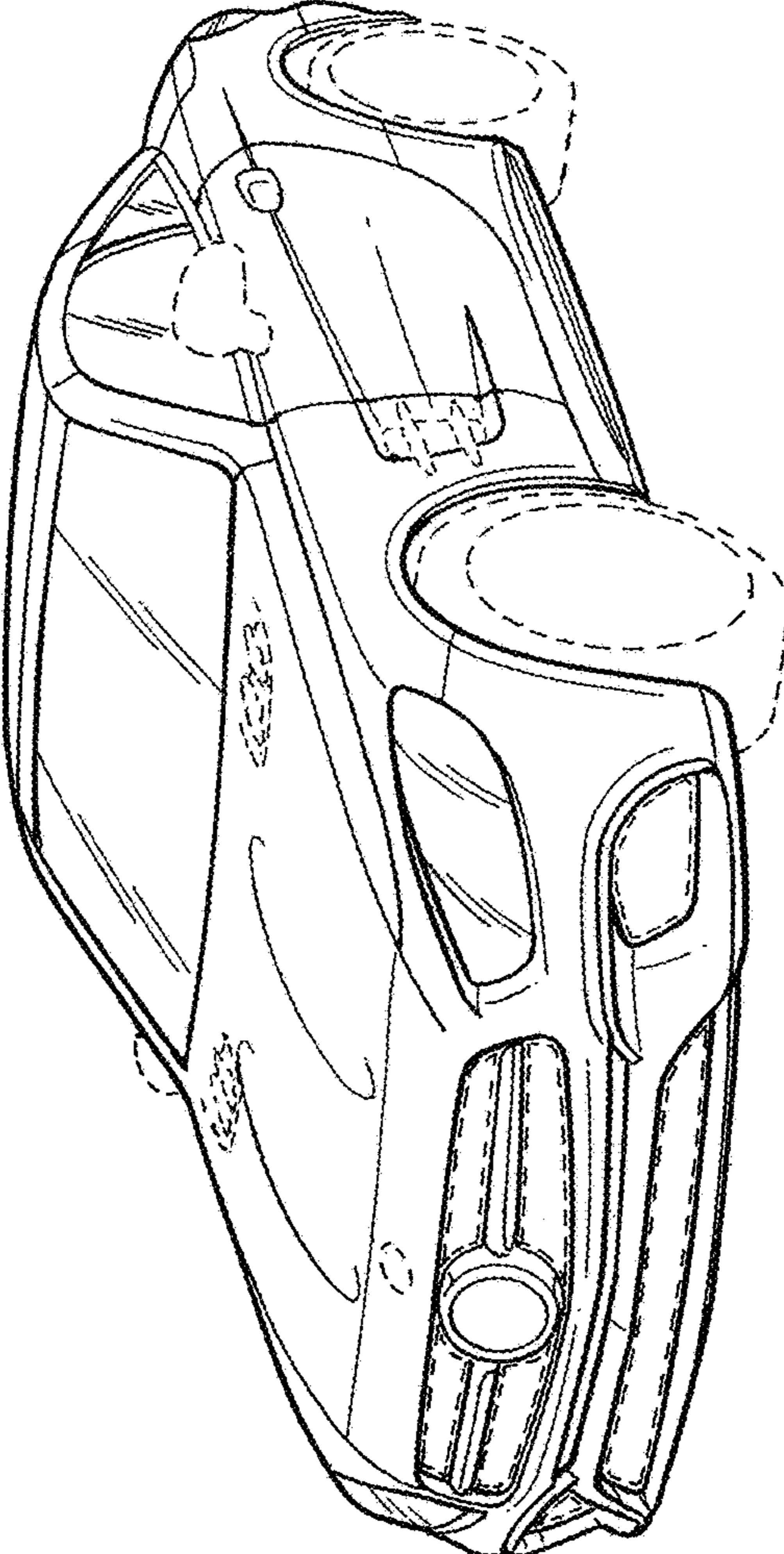


FIG. 1

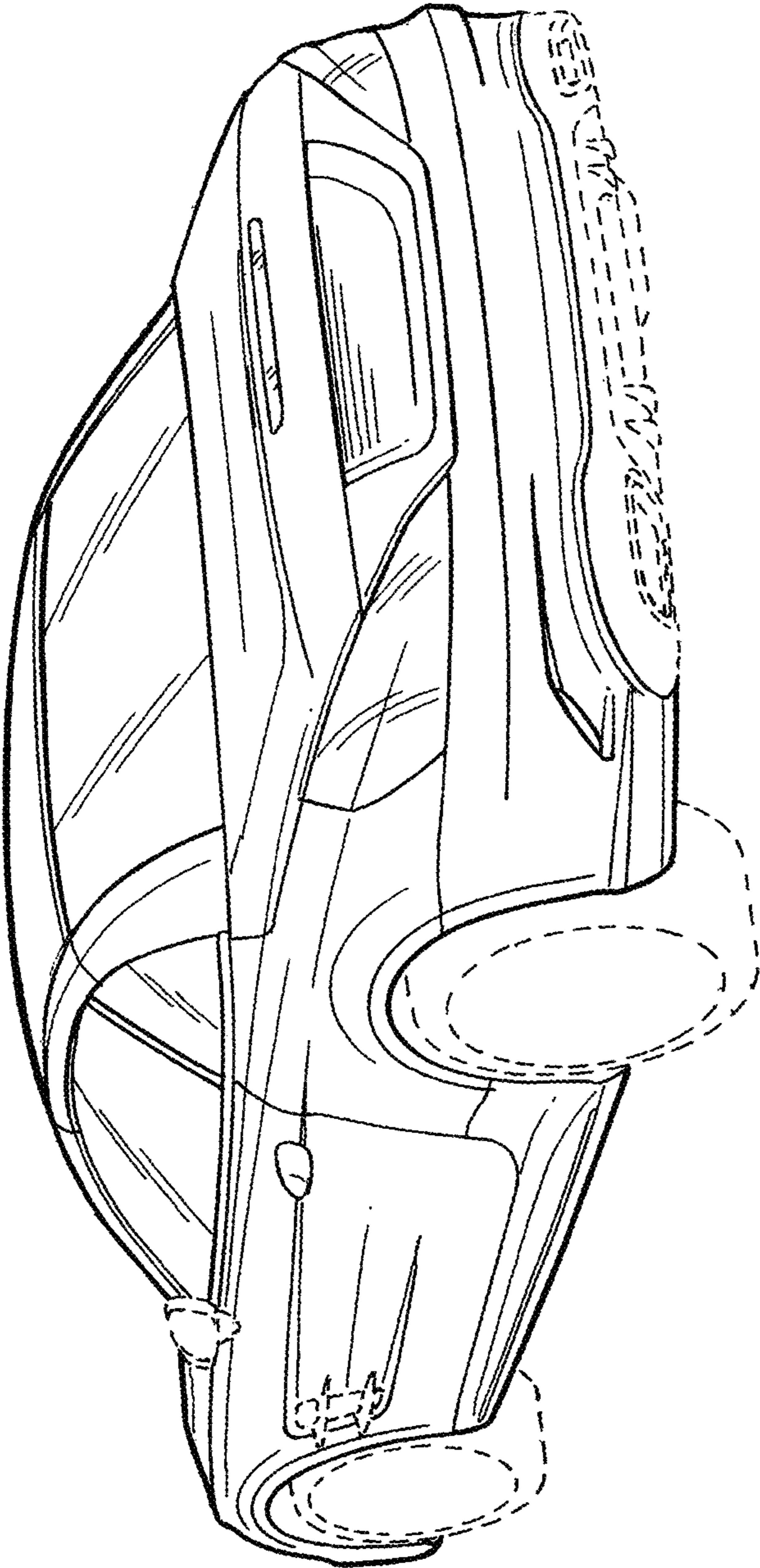


FIG. 2

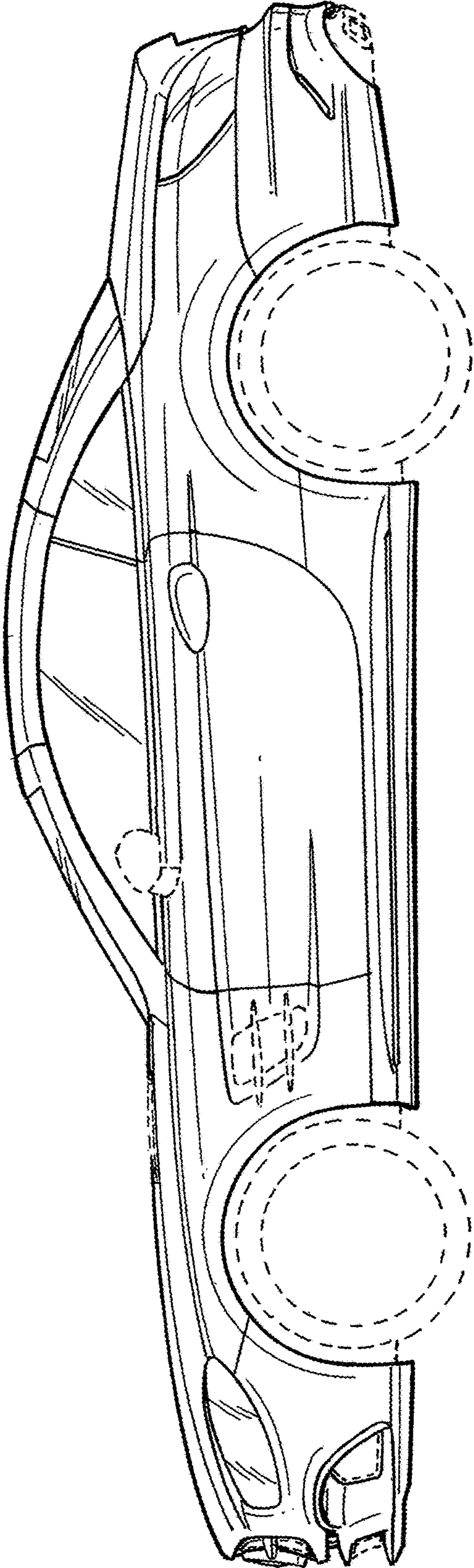


FIG. 3

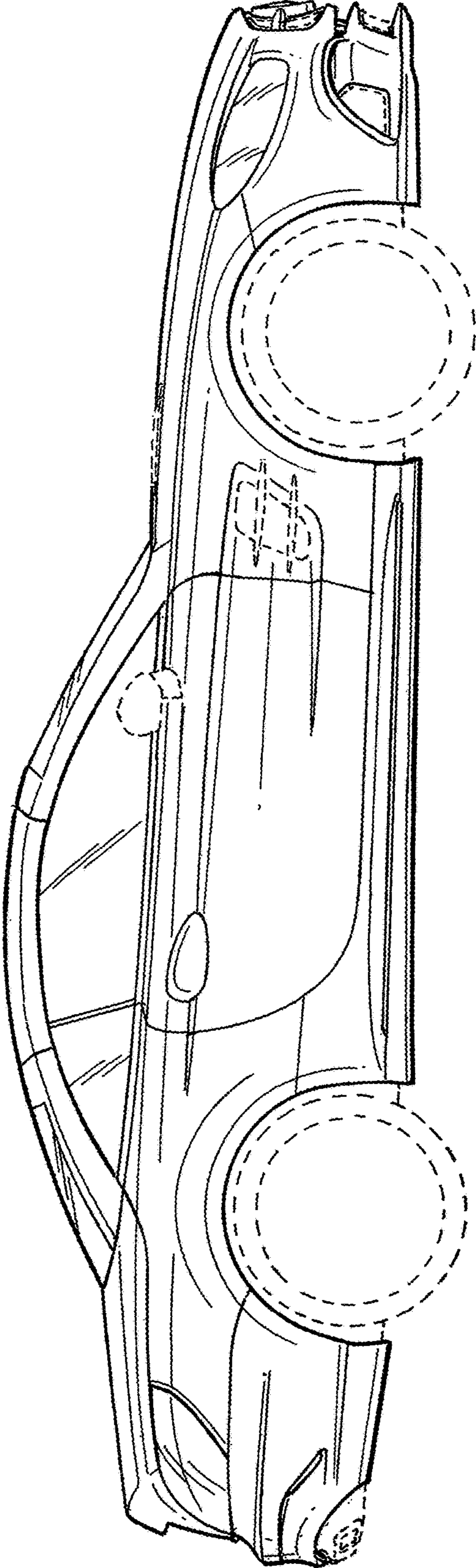


FIG. 4




FIG. 5




FIG. 6

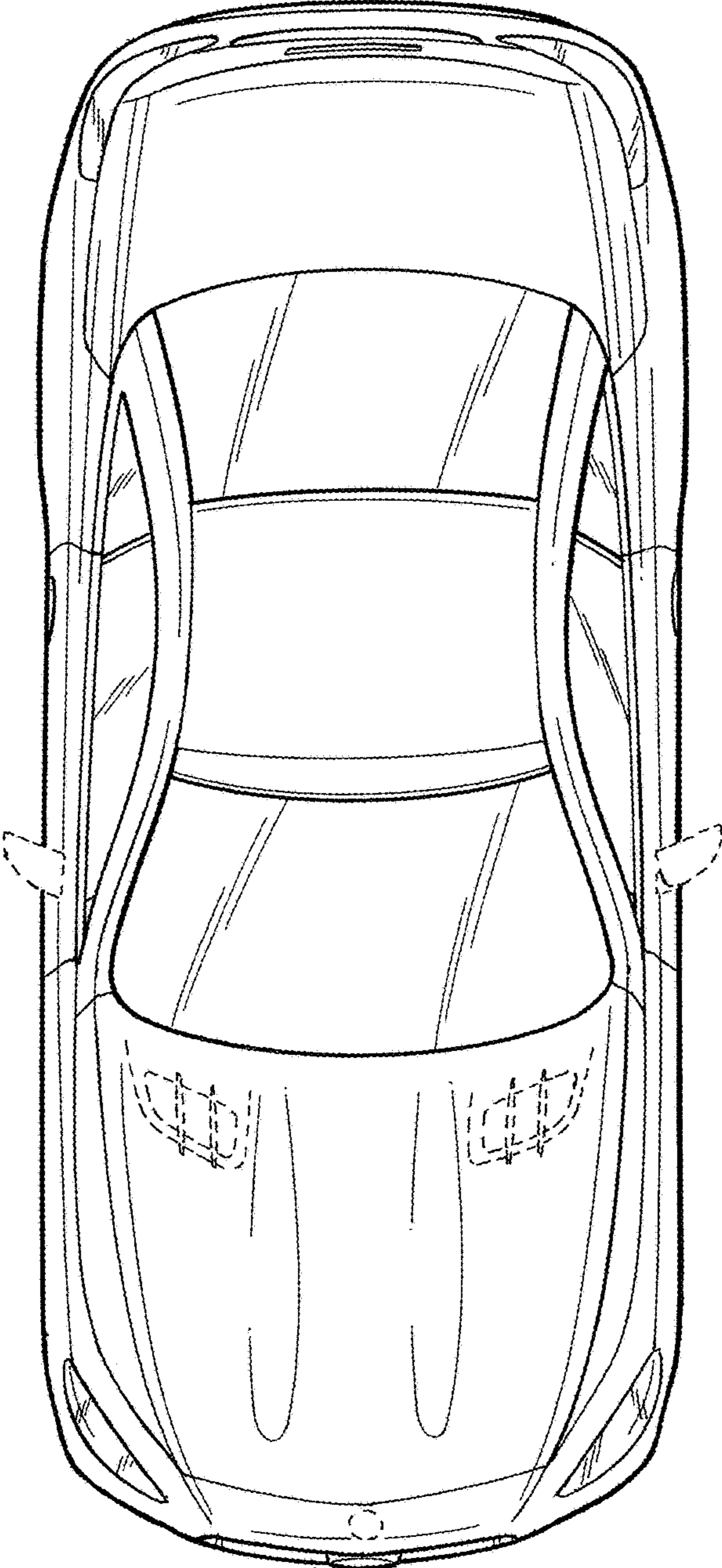


FIG. 7