



US00D790400S

(12) **United States Design Patent** (10) **Patent No.:** **US D790,400 S**  
**Zavatski et al.** (45) **Date of Patent:** **\*\* Jun. 27, 2017**

(54) **AUTOMOBILE EXTERIOR**

(56) **References Cited**

(71) Applicants: **Irina Zavatski**, Rochester Hills, MI (US); **Mark D. Hall**, Rochester Hills, MI (US); **Brandon L. Faurote**, Rochester, MI (US); **Timothy W. Anness**, Rochester Hills, MI (US); **Lou L. Gasevski**, Rochester, MI (US); **Hoon Kang**, Novi, MI (US); **Alexander B. McGowen**, Auburn Hills, MI (US)

U.S. PATENT DOCUMENTS

D441,321 S	5/2001	Faurote et al.	
D446,167 S	8/2001	Faurote et al.	
D447,093 S	8/2001	Faurote et al.	
D447,983 S	9/2001	Stoddard et al.	
D466,051 S	11/2002	Stoddard et al.	
D466,052 S	11/2002	Abbott et al.	
D466,443 S	12/2002	Faurote et al.	
D553,049 S	10/2007	Opfer et al.	
D574,298 S	8/2008	Opfer et al.	
D641,289 S	7/2011	Song et al.	
D641,662 S	7/2011	Zavatski et al.	
D690,230 S	* 9/2013	Moushegian	D12/91
D776,006 S	* 1/2017	Uchiyama	D12/91

(72) Inventors: **Irina Zavatski**, Rochester Hills, MI (US); **Mark D. Hall**, Rochester Hills, MI (US); **Brandon L. Faurote**, Rochester, MI (US); **Timothy W. Anness**, Rochester Hills, MI (US); **Lou L. Gasevski**, Rochester, MI (US); **Hoon Kang**, Novi, MI (US); **Alexander B. McGowen**, Auburn Hills, MI (US)

\* cited by examiner

*Primary Examiner* — Melody N Brown

(74) *Attorney, Agent, or Firm* — Ralph E Smith

(73) Assignee: **FCA US LLC**, Auburn Hills, MI (US)

(57) **CLAIM**

The ornamental design for an automobile exterior, as shown and described.

(\*\*) Term: **15 Years**

**DESCRIPTION**

(21) Appl. No.: **29/549,069**

(22) Filed: **Dec. 18, 2015**

(51) **LOC (10) Cl.** ..... **12-08**

(52) **U.S. Cl.**  
USPC ..... **D12/91**

(58) **Field of Classification Search**  
USPC ..... D12/86, 90-92, 88; D21/421, 433, 434;  
296/181.1, 181.5  
CPC ..... B62D 35/00; B62D 25/00; B62D 25/06;  
B62D 33/00

FIG. 1 is a front perspective view of an automobile exterior showing our new design;

FIG. 2 is a rear perspective view thereof;

FIG. 3 is a front view thereof;

FIG. 4 is a rear view thereof;


FIG. 5 is a side view thereof; and,

FIG. 6 is a top plan view.

It will be understood that the broken lines shown in the drawings illustrate portions of the automobile exterior that form no part of claimed design.

See application file for complete search history.

**1 Claim, 6 Drawing Sheets**





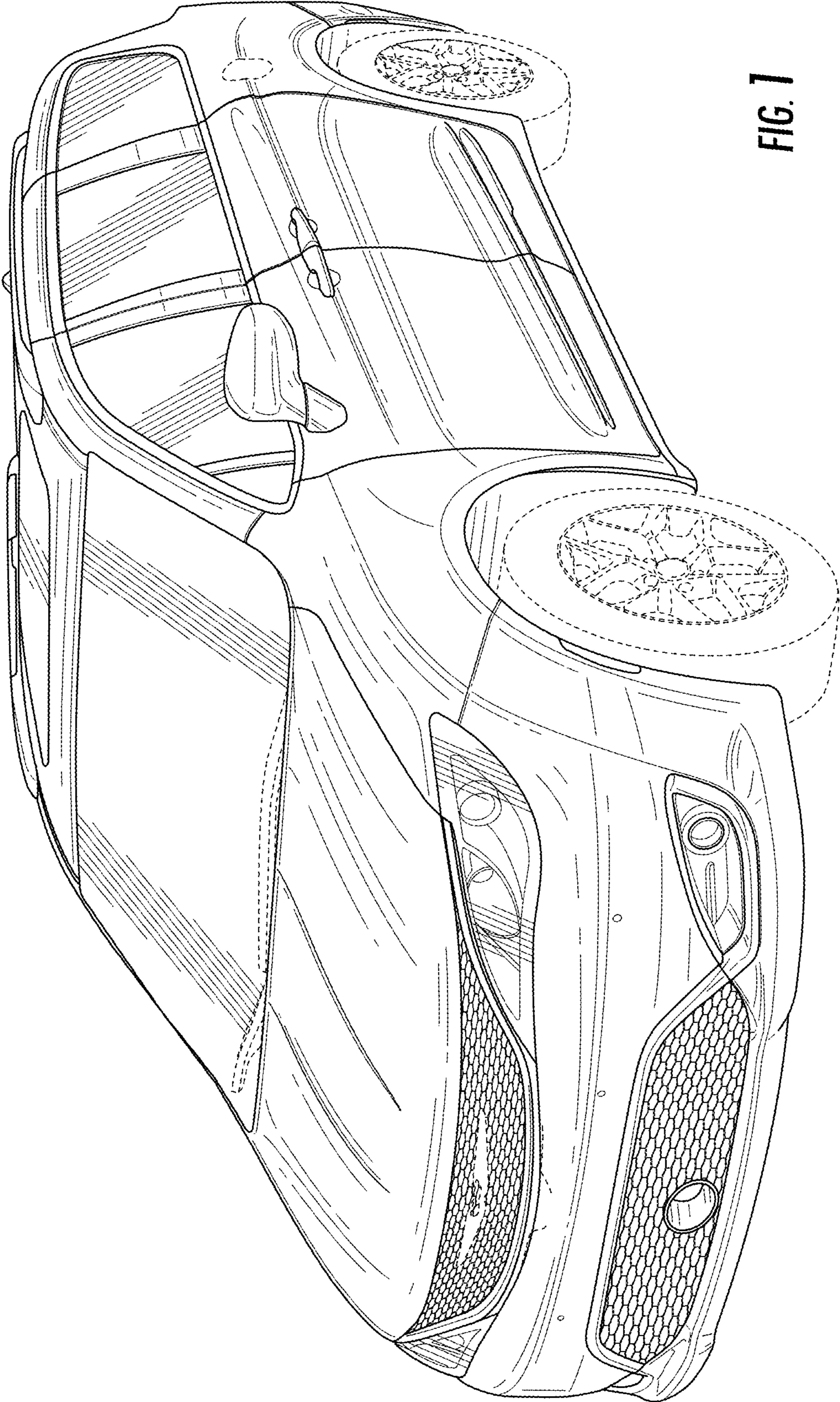


FIG. 1

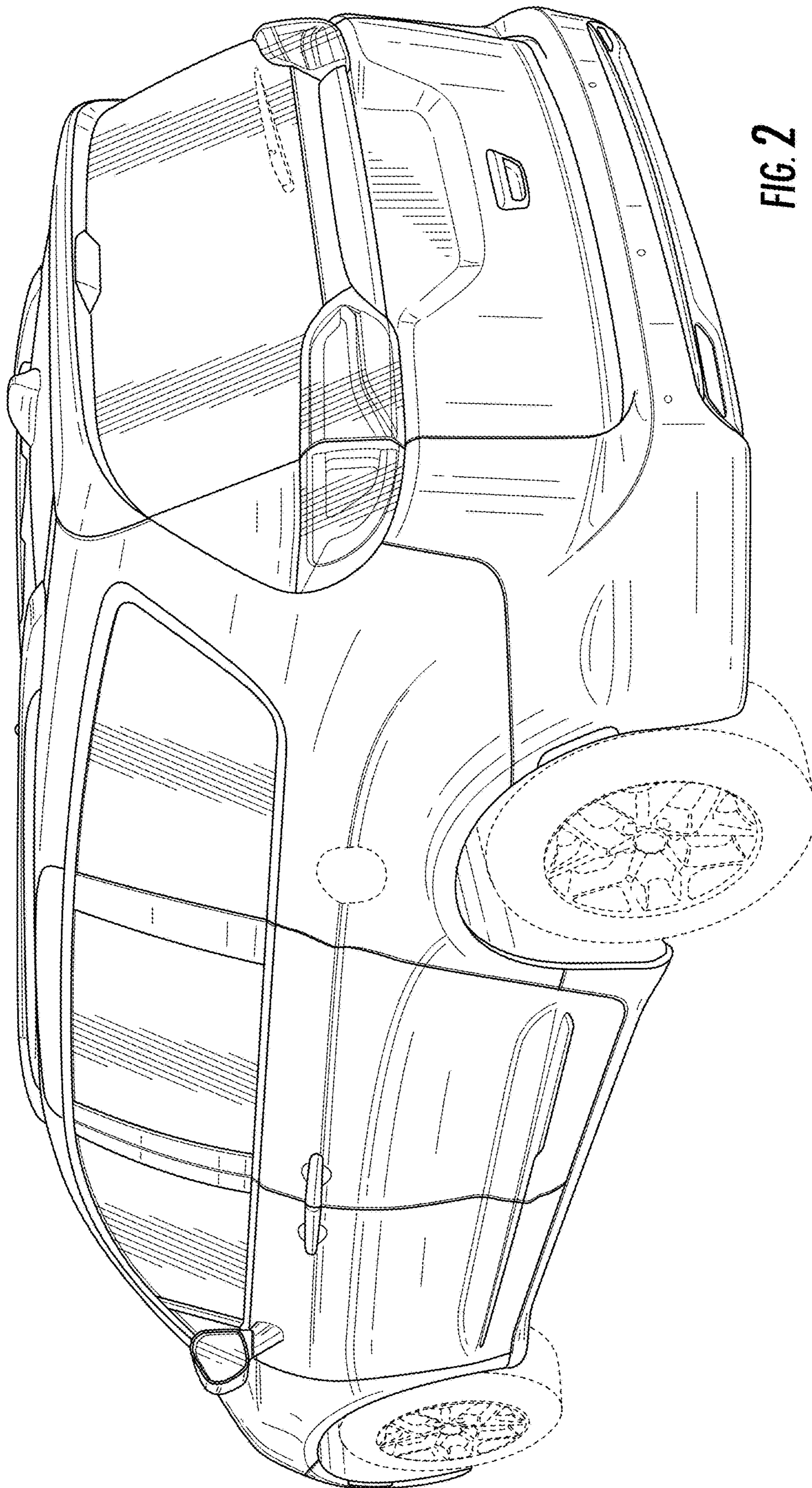


FIG. 2






FIG. 3




FIG. 4

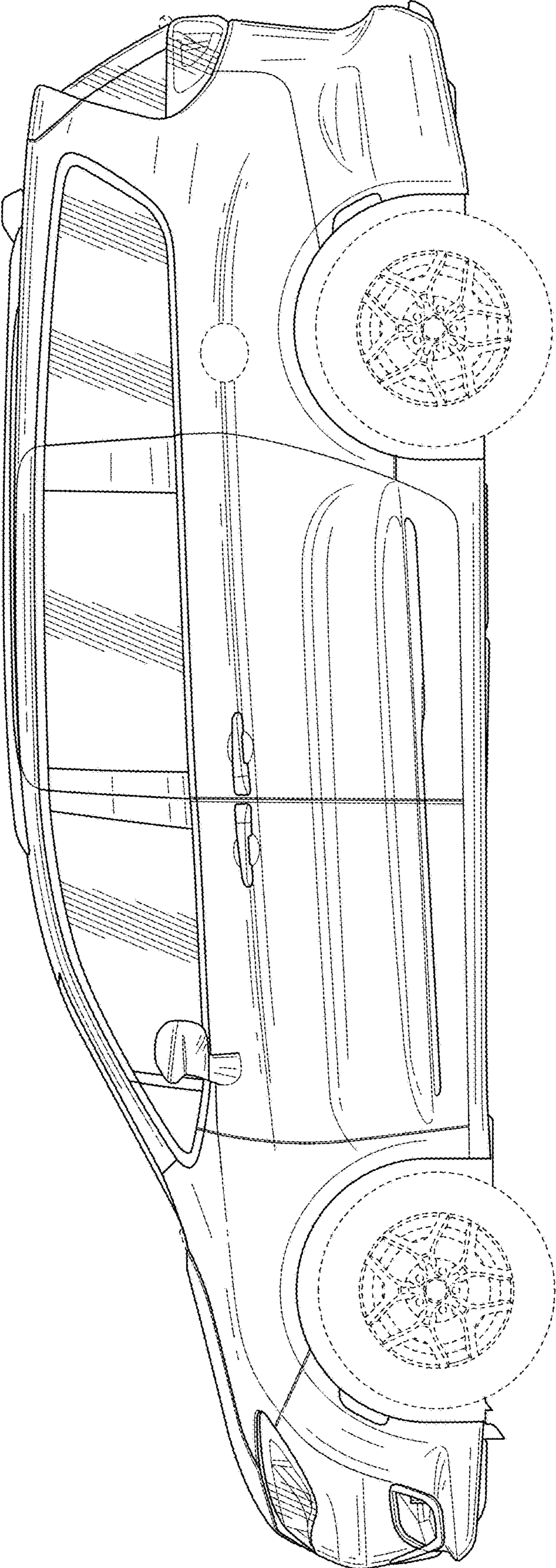


FIG. 5



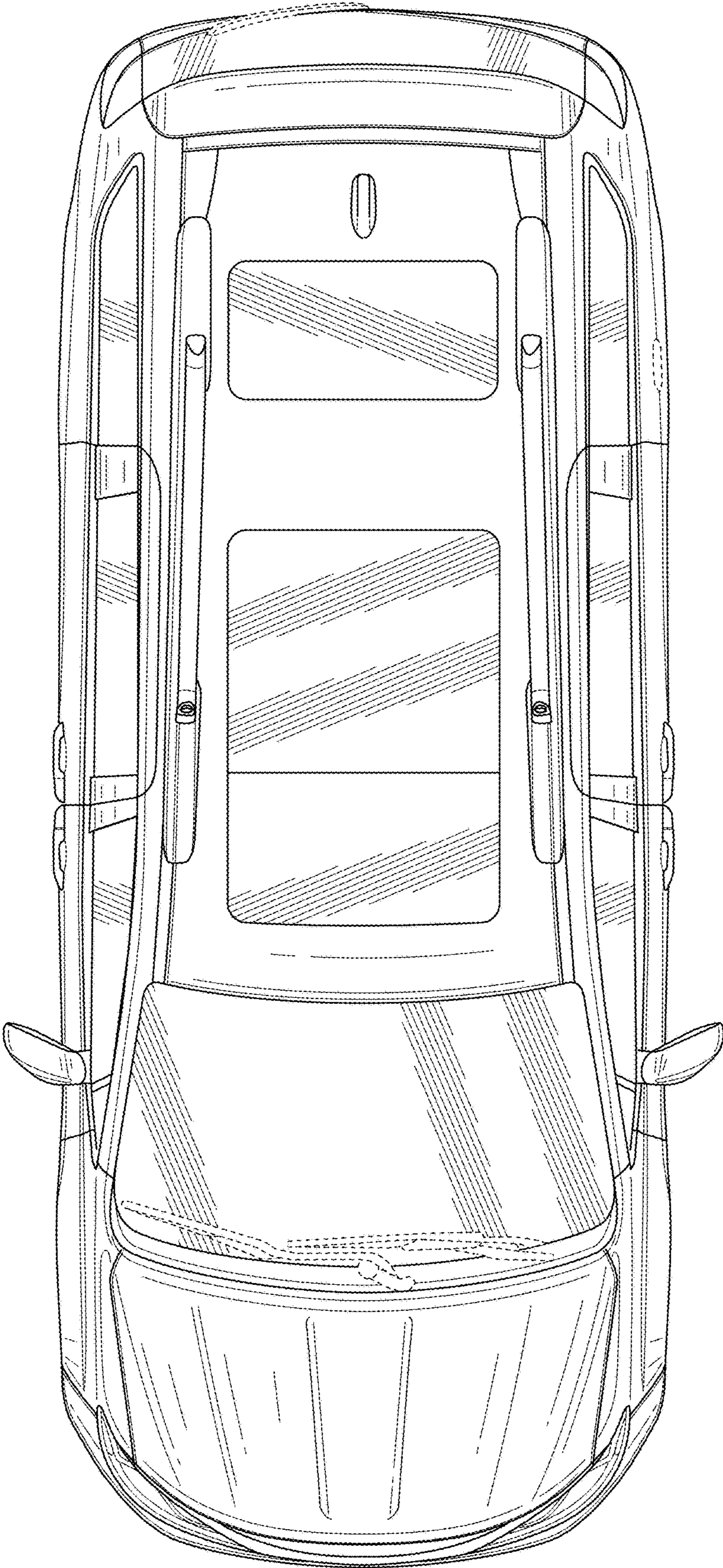


FIG. 6